




Secondary Attendance Boundary Review: Committee Meeting #1

Brant Haldimand Norfolk Catholic District School Board
June 16, 2025



Committee Mandate



1

Work collaboratively to examine the initial boundary options generated by Senior Administration based on the projections and data.

2

Provide the detailed feedback on the initial options, request modifications or suggest additional options.

3

Determine one or more preferred options to be presented for public consultation.

4

Parent representatives speak on behalf of all students, regardless of school, program, or grade.

Attendance Boundary Review (ABR) Process

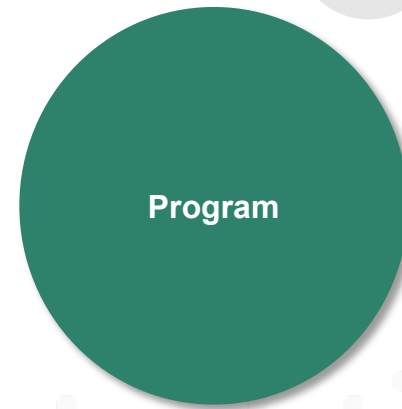
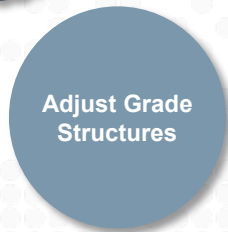
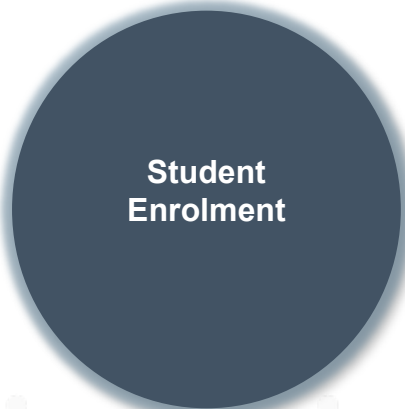


~10 Month Long Process

Framework
Accommodation plan or similar document outlining the need for an Attendance Boundary Review (Initial Board Report to Trustees)
<i>Develop Attendance Boundary Review Committee (ABRC) (conduit for information between the Board and School Communities)</i>
Attendance Boundary Review Committee Meetings + Trustee Vetting
<i>School-Level Meetings (Public Consultation)</i>
Review ABRC feedback (reports, survey responses, meeting dialog)
Final Attendance Boundary Review Report, Presentation and Meeting
Trustee Decision
Implementation (If Decision Made) or Termination of Process



Drivers of Attendance Boundary Reviews



Driver of the Secondary Attendance Boundary Review

Secondary Attendance Boundary Review: Why a Review?

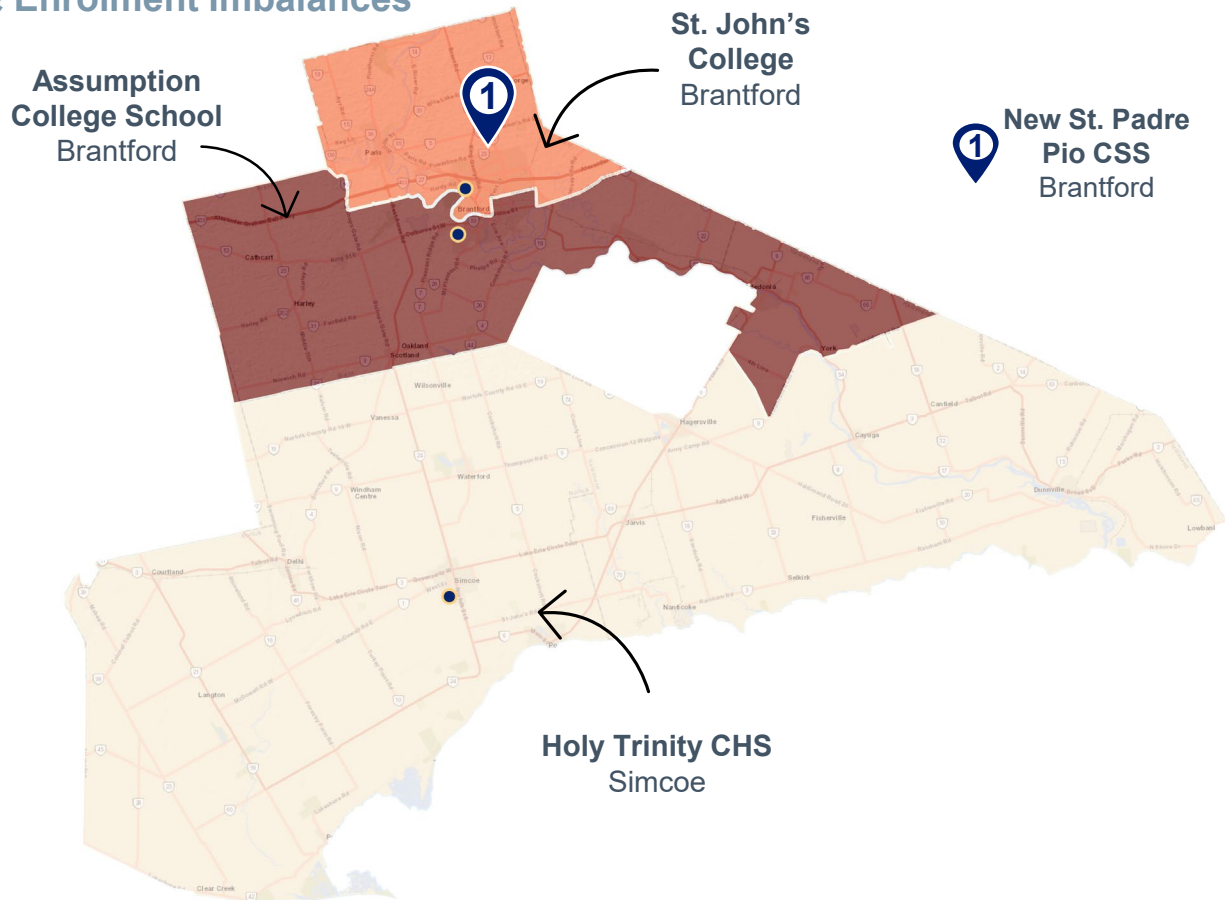
FOCUS: New School Facilities & Enrolment Imbalances

Assumption College School is operating at 181% utilization and St. John's College is operating at 110% utilization.

In addition, the New St. Padre Pio Catholic Secondary School is set to open September 2027.

Legend

- Less than or equal to 90%
- 91% - 110%
- Greater than 110%



Intended Outcomes and Key Considerations



Intended Outcomes of the Attendance Boundary Review

The intended outcome of the review is to explore options and adjustments to existing attendance boundaries to better balance enrolment within this area of the Board and create a boundary for the new Secondary School. Changes to attendance boundaries are intended to improve school utilization rates, optimize the use of school board resources (spaces), consider transportation impacts and improve overall student outcomes.

Key Considerations

- School size, school location relative to existing and future students, travel time, walking distances, transportation, property size, Ministry of Education benchmarks and policies, and BHNCD SB policies and procedures.
- Site and area-specific staffing requirements and space needs, parking requirements, etc.
- Transitional provisions and legacy agreements, and associated impacts.

Current Situation

Historical and Projected Enrolments and Facility Utilization (Secondary)



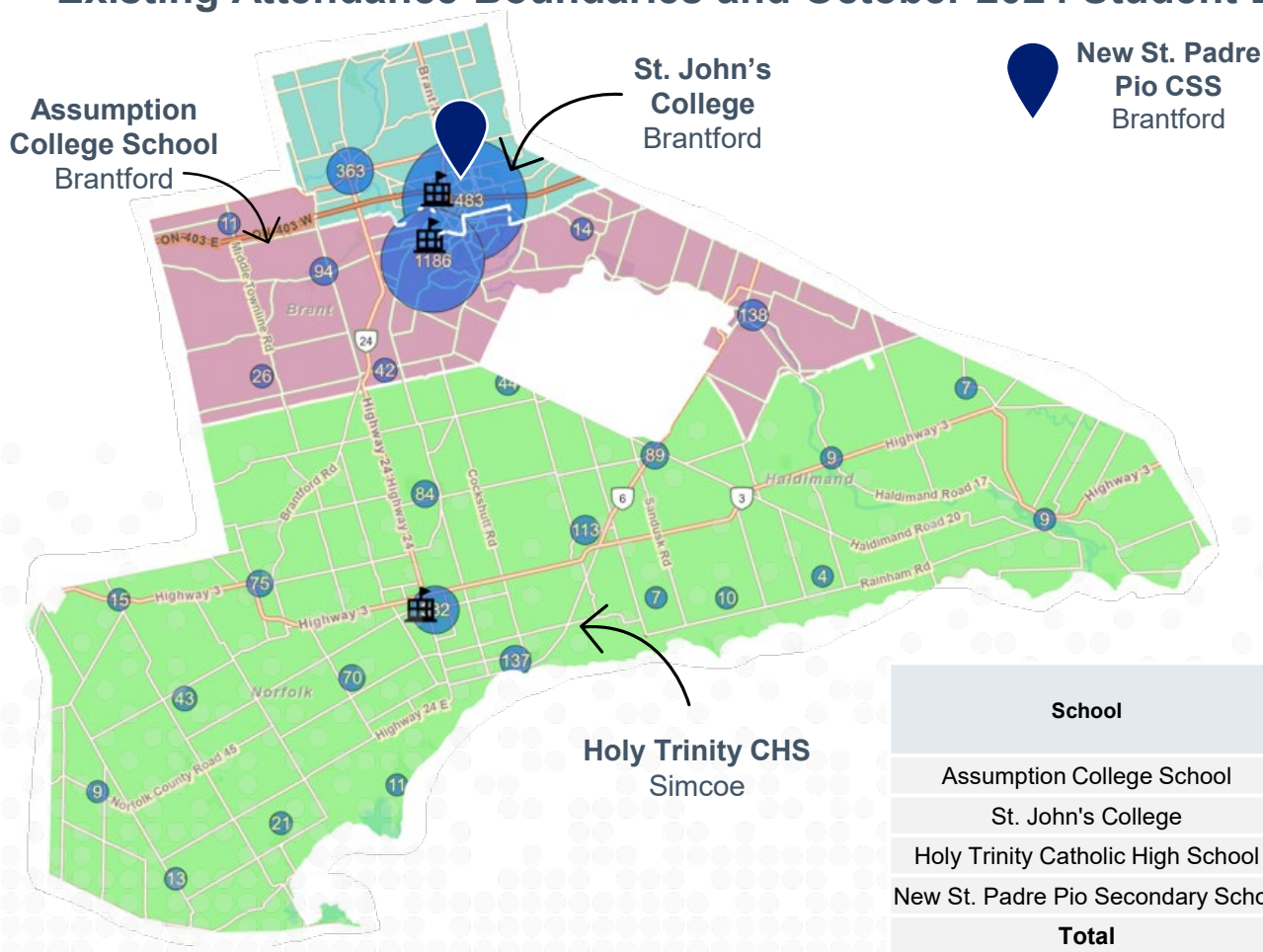
School	On-the-Ground Capacity	Historical			Current	Projected		
		2011/ 2012	2016/ 2017	2021/ 2022	2024 / 2025	2025 / 2026	2029 / 2030	2034 / 2035
Assumption College School	1,032	1,521	1,380	1,594	1,865	1,820	2,243	2,641
St. John's College	1,281	1,355	1,149	1,091	1,405	1,426	1,543	1,763
Holy Trinity Catholic High School	1,089	1,102	946	1,016	981	1,020	1,202	1,279
New St. Padre Pio Secondary School	1,257	-	-	-	-	-	-	-
Total	4,659	3,978	3,475	3,701	4,251	4,266	4,988	5,683

School	On-the-Ground Capacity	Historical			Current	Projected		
		2011/ 2012	2016/ 2017	2021/ 2022	2024 / 2025	2025 / 2026	2029 / 2030	2034 / 2035
Assumption College School	1,032	147%	134%	154%	181%	176%	217%	256%
St. John's College	1,281	106%	90%	85%	110%	111%	120%	138%
Holy Trinity Catholic High School	1,089	101%	87%	93%	90%	94%	110%	117%
New St. Padre Pio Secondary School	1,257	-	-	-	-	-	-	-
Total	4,659	117%	102%	109%	125%	125%	107%	122%

Note: Historical and current utilization figures areas do not include new school capacity.

Source: Current enrolment derived from October 31, 2024 headcounts.

Existing Attendance Boundaries and October 2024 Student Distribution



School	On-the-Ground Capacity	2024/2025		
		Enrolment	Utilization	# of Portables
Assumption College School	1,032	1,865	181%	21
St. John's College	1,281	1,405	110%	9
Holy Trinity Catholic High School	1,089	981	90%	0
New St. Padre Pio Secondary School	1,257	-	-	-
Total	4,659	4,251	125%	30

Next Steps



Develop and present alternative attendance boundary scenarios for discussion at Committee Meeting #2
Fall 2025

Public Meeting
Fall/Winter 2025

Prepare and present final options to Trustees for approval
Spring 2026



QUESTIONS