
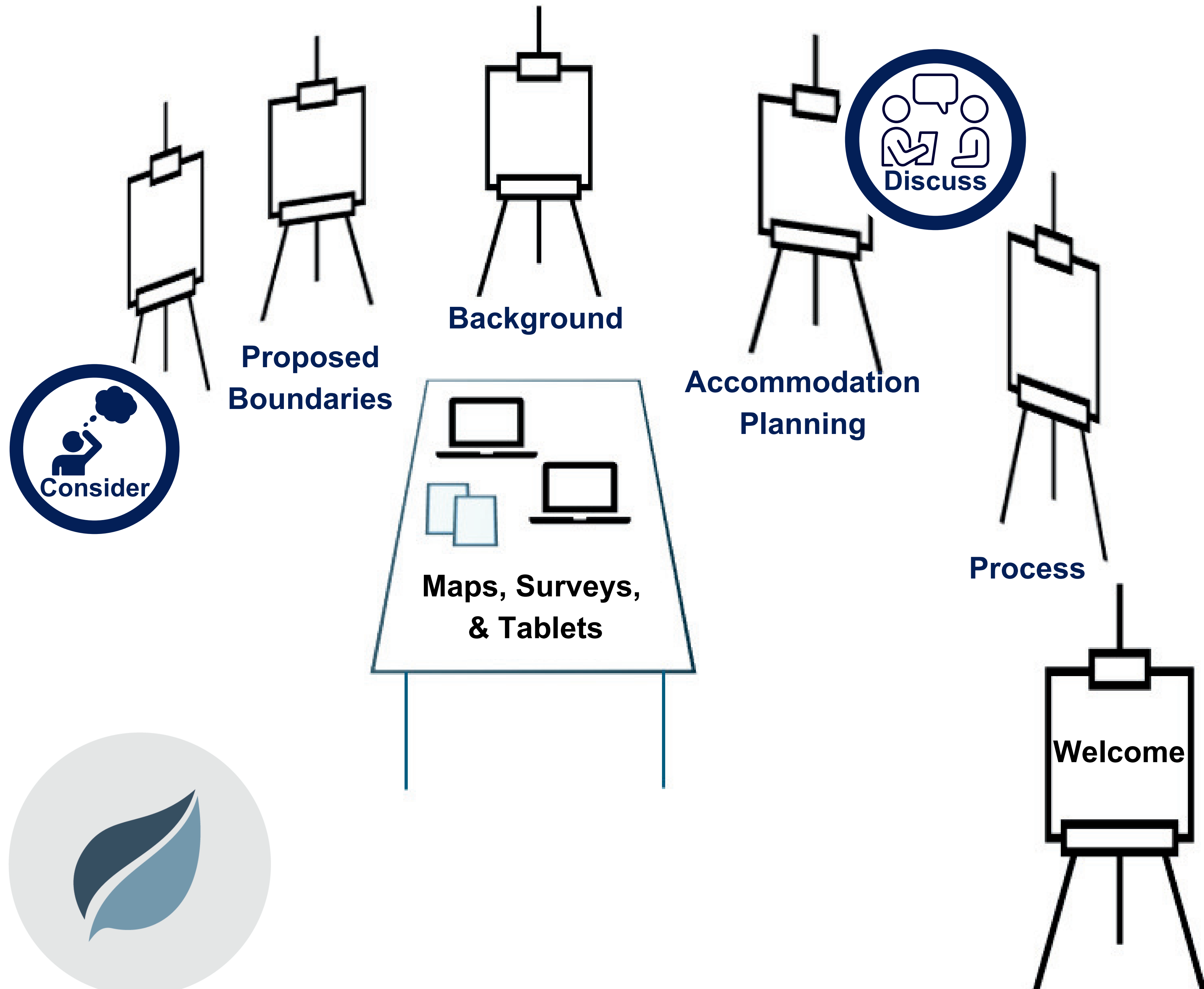


WELCOME



Brant Haldimand Norfolk Catholic District School Board City of Brantford Attendance Boundary Review



Please provide your
input to the
Consultant Team and
Board staff around
the room!

SCAN ME



ACCOMMODATION PLANNING - ATTENDANCE BOUNDARY REVIEWS

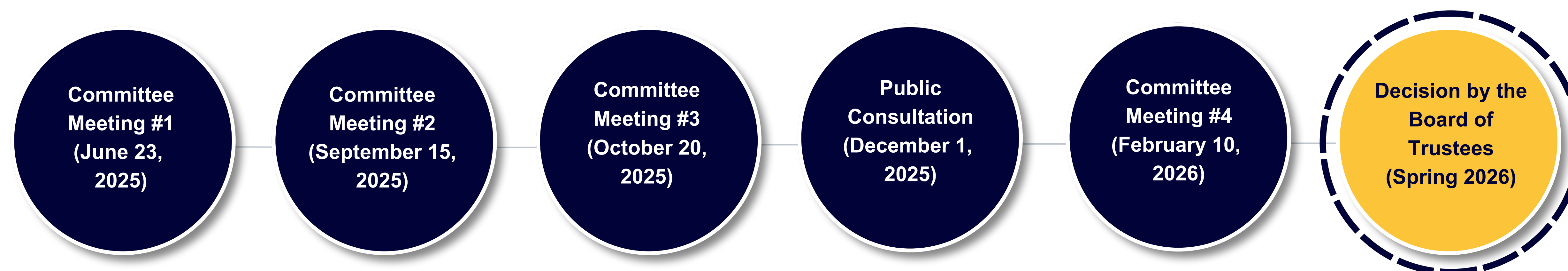


School board accommodation planning supports and guides decision-making related to:

- Providing student accommodation;
- Planning for long-term growth needs and capital investments;
- Assessing program delivery models and locations;
- Optimizing the use of existing school facilities; and,
- Supporting student achievement in alignment with the Board's vision and priorities.

Attendance Boundary Reviews - Administrative Procedure OPS 400.24

Review Process



Changes in student enrolment, program demands, new school construction and other factors may result in the need for changes to school boundaries.





CURRENT SITUATION - ENROLMENT & UTILIZATION

Current and Projected Enrolment and Facility Utilization

School Information					2024				5 Year			
School	Programs	OTG	Portables	OTG Includ. Port. OTG	Enrol. (Oct)	Utiliz. %	Utiliz. % w/ Port	Surplus/ Deficit Space	Enrol. (Oct)	Utiliz. %	Utiliz. % w/ Port	Surplus/ Deficit Space
New SW Brantford School	RT	513		513	-	-	-	-	-	-	-	513
St. Basil	RT	484	8	668	672	139%	101%	-188	925	191%	138%	-441
Our Lady of Providence	RT	340		340	291	86%	86%	49	406	119%	119%	-66
Holy Cross	RT	236	3	305	304	129%	100%	-68	342	145%	112%	-106
St. Gabriel	RT	389	6	527	510	131%	97%	-121	589	151%	112%	-200
Christ the King	RT	187	3	256	249	133%	97%	-62	264	141%	103%	-77
Madonna Della Libera	DT-FI	466		466	352	76%	76%	114	457	98%	98%	9
St. Leo	DT-FI	288	6	426	372	129%	87%	-84	414	144%	97%	-126
St. Peter	RT	167	2	213	185	111%	87%	-18	200	120%	94%	-33
St. Pius	RT	337		337	297	88%	88%	40	316	94%	94%	21
St. Patrick (Brantford)	RT	164		164	144	88%	88%	20	127	77%	77%	37
Resurrection	RT	187		187	135	72%	72%	52	121	65%	65%	66
Notre Dame (Brantford)	RT	429	2	475	327	76%	69%	102	307	72%	65%	122



CURRENT SITUATION - ATTENDANCE BOUNDARIES

Current Attendance Boundaries

5 Schools currently operating **above capacity**:

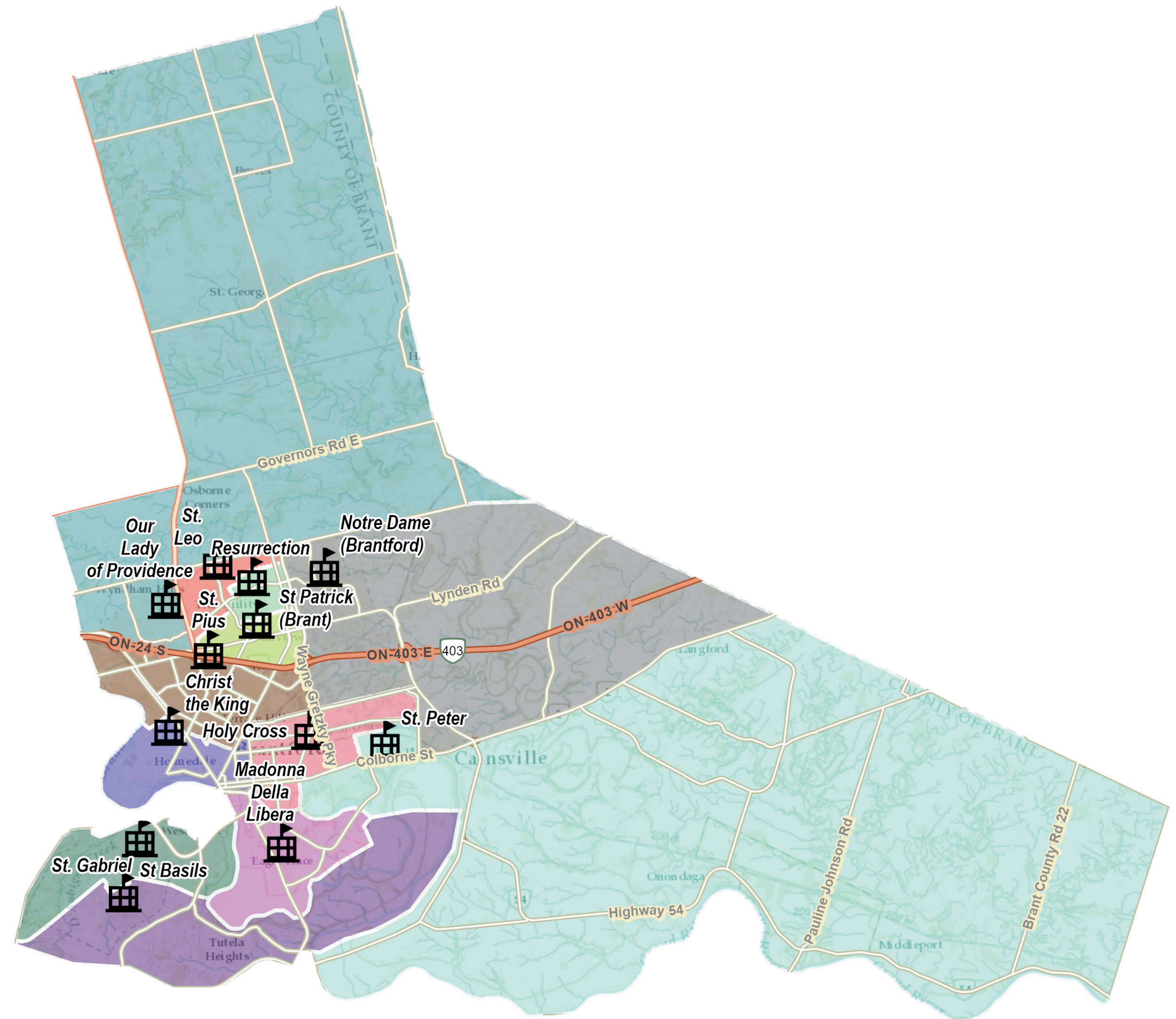
- St. Basil
- Holy Cross
- St. Gabriel
- Christ the King
- St. Leo

3 Schools currently operating **below 80% utilization**:

- Madonna Della Libera
- Resurrection
- Notre Dame

French Immersion is offered at **two locations** for the City of Brantford:

- Madonna Della Libera
- St. Leo



CURRENT SITUATION - GROWTH



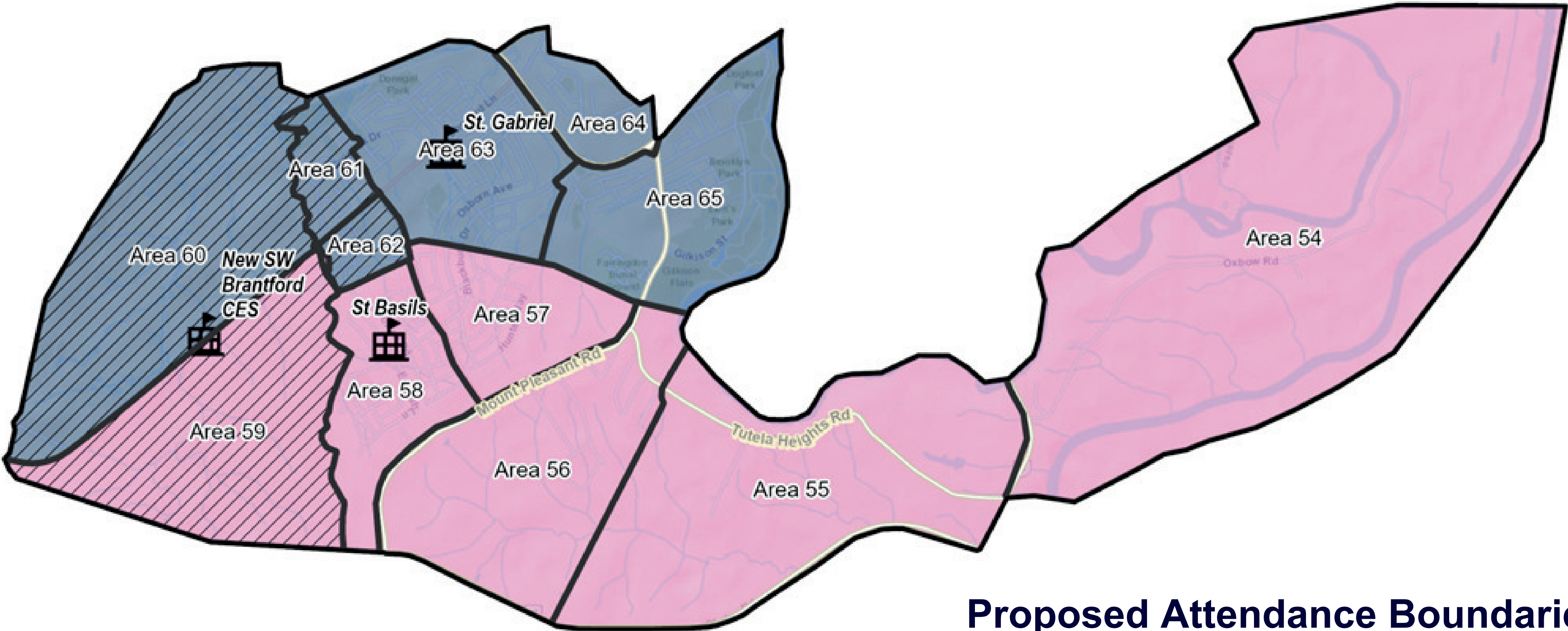
Growth Areas

- **Our Lady of Providence**
 - Powerline West, Central and East Block Plans & Balmoral Block Plan
- **Notre Dame**
 - Lynden Garden Block Plan
- **St. Basil**
 - Tutela Heights East Block Plan

NEW SW BRANTFORD SCHOOL - IDEA FOR CONSIDERATION 1



Existing Attendance Boundaries

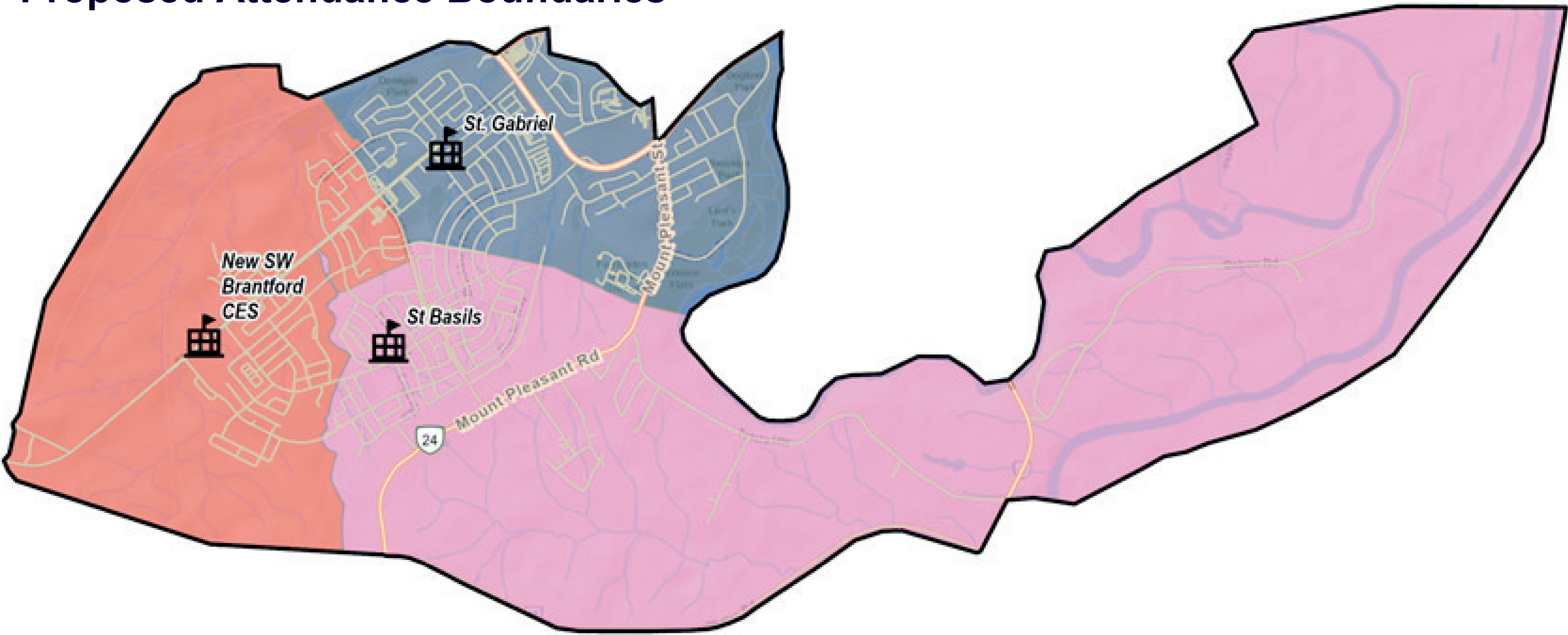


School	Study Areas That Make Up Boundary
St. Basils	<ul style="list-style-type: none">Area 54Area 55Area 56Area 57Area 58
St. Gabriel	<ul style="list-style-type: none">Area 63Area 64Area 65
New Southwest Brantford CES	<ul style="list-style-type: none">Area 59Area 60Area 61Area 62

Proposed Attendance Boundaries

School	On-the-Ground Capacity	2024/2025			Proposed		
		Enrol	Utz	Ports	Enrol	Utz	Ports
St. Basil	484	662	137%	8	393	81%	0
St. Gabriel	389	504	130%	6	354	91%	0
New SW Brantford	513	-	-	-	403	79%	0
Total	1,386	1,166	134%	14	1,150	83%	0

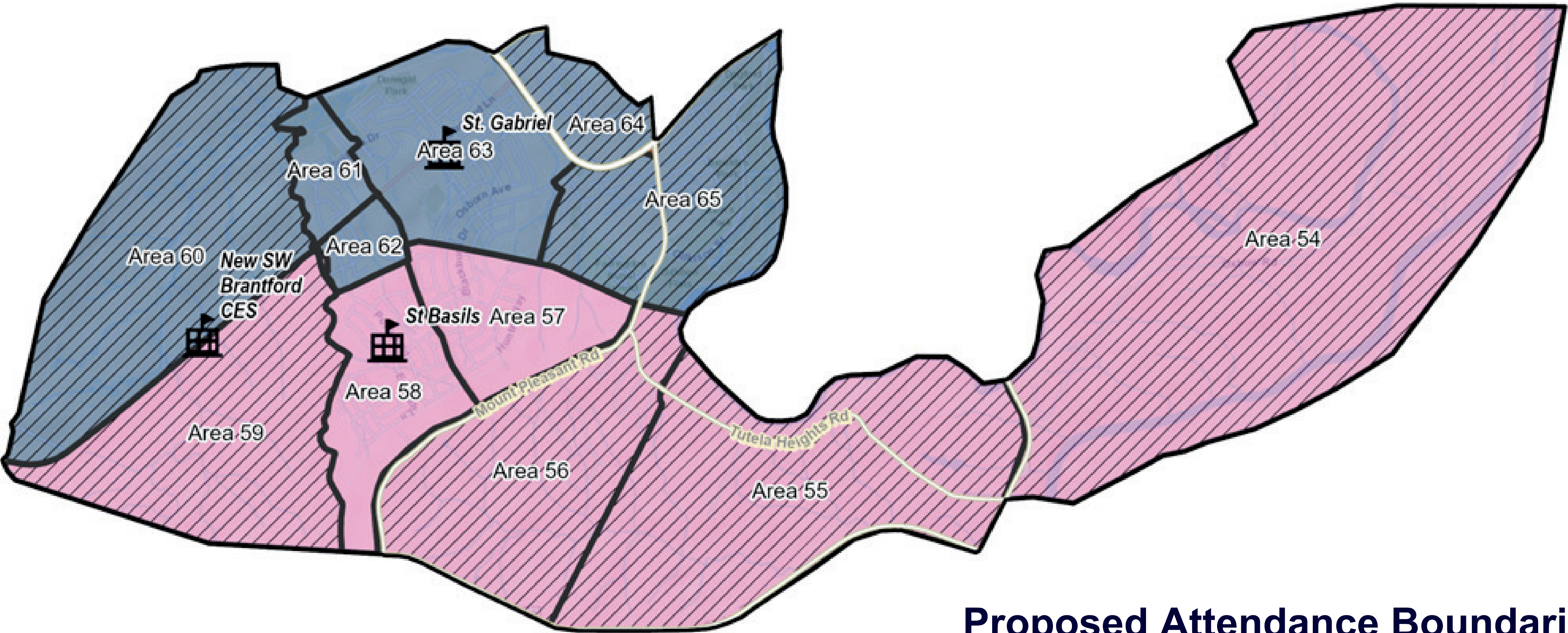
Source: Derived from October 2024 student plots.



NEW SW BRANTFORD SCHOOL - IDEA FOR CONSIDERATION 2

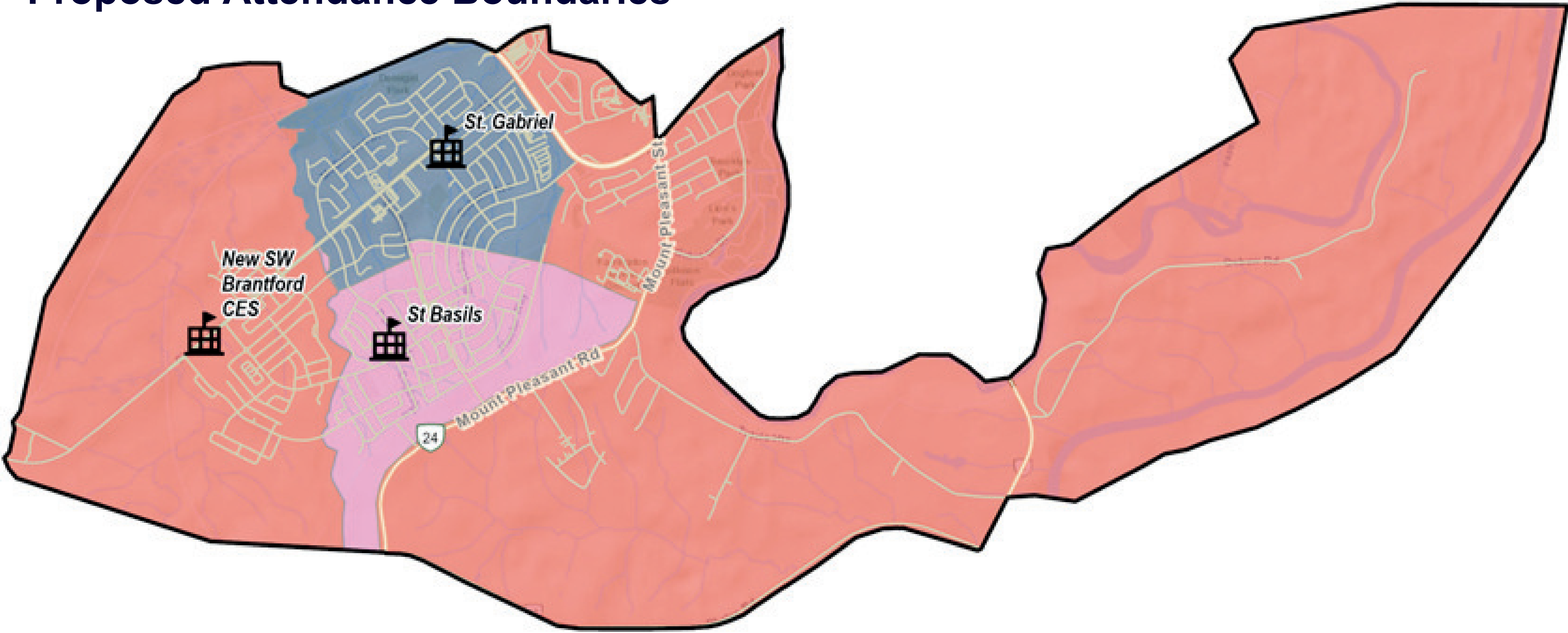


Existing Attendance Boundaries



School	Study Areas That Make Up Boundary
St. Basils	<ul style="list-style-type: none">Area 57Area 58
St. Gabriel	<ul style="list-style-type: none">Area 61Area 62Area 63
New Southwest Brantford CES	<ul style="list-style-type: none">Area 54Area 55Area 56Area 59Area 60

Proposed Attendance Boundaries



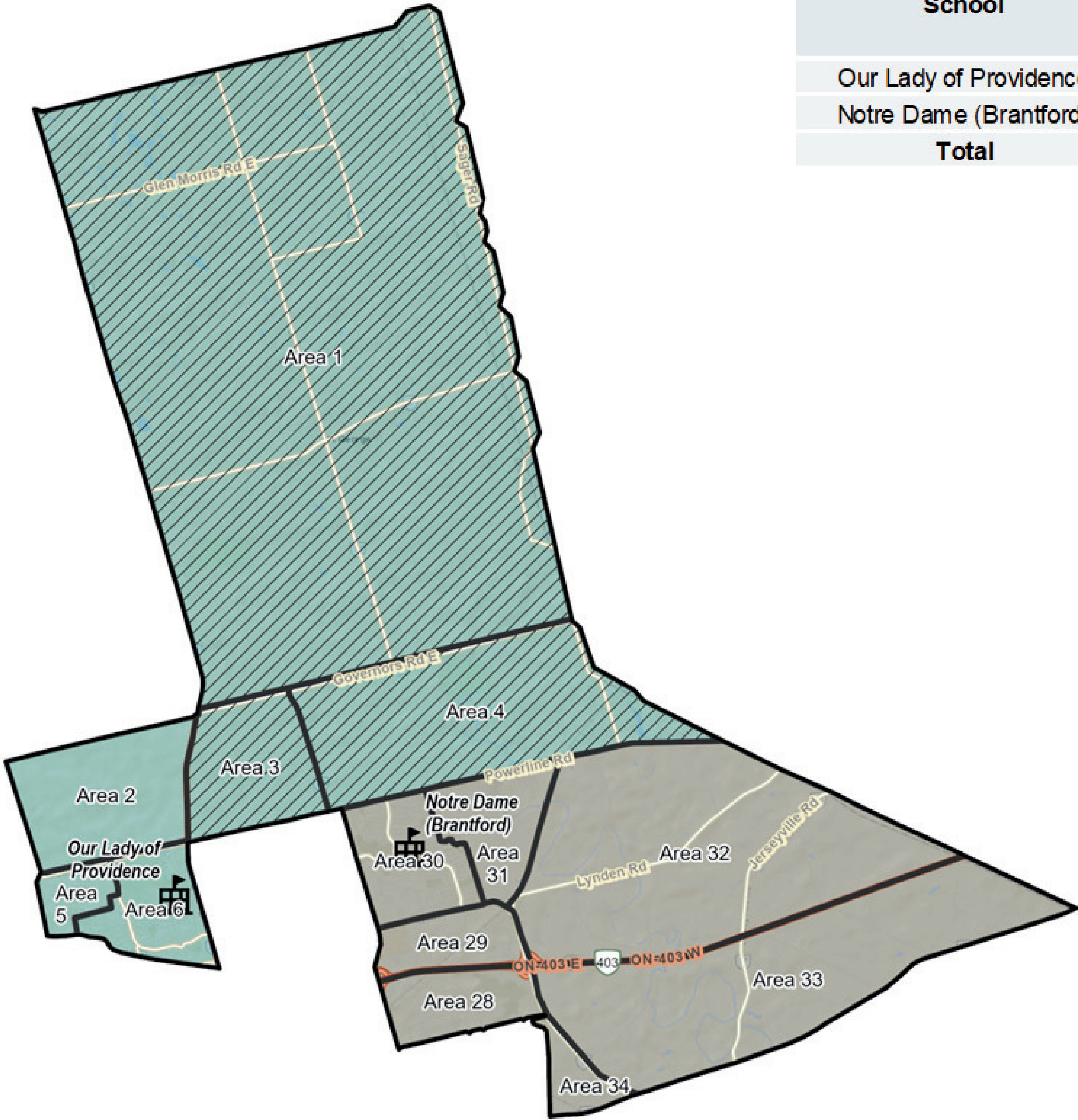
School	On-the-Ground Capacity	2024/2025			Proposed		
		Enrol	Utz	Ports	Enrol	Utz	Ports
St. Basil	484	662	137%	8	361	75%	0
St. Gabriel	389	504	130%	6	346	89%	0
New SW Brantford	513	-	-	-	443	86%	0
Total	1,386	1,166	134%	14	1,150	83%	0

Source: Derived from October 2024 student plots.

BOUNDARY CHANGES FOR DISCUSSION - OLP & ND



Existing Boundaries



School	On-the-Ground Capacity	Existing (2024/25)			Proposed		
		Enrol	Utz	Ports	Enrol	Utz	Ports
Our Lady of Providence	340	291	86%	0	227	67%	0
Notre Dame (Brantford)	429	328	76%	2	371	86%	0
Total	769	619	80%	2	598	78%	0

Proposed Attendance Boundaries

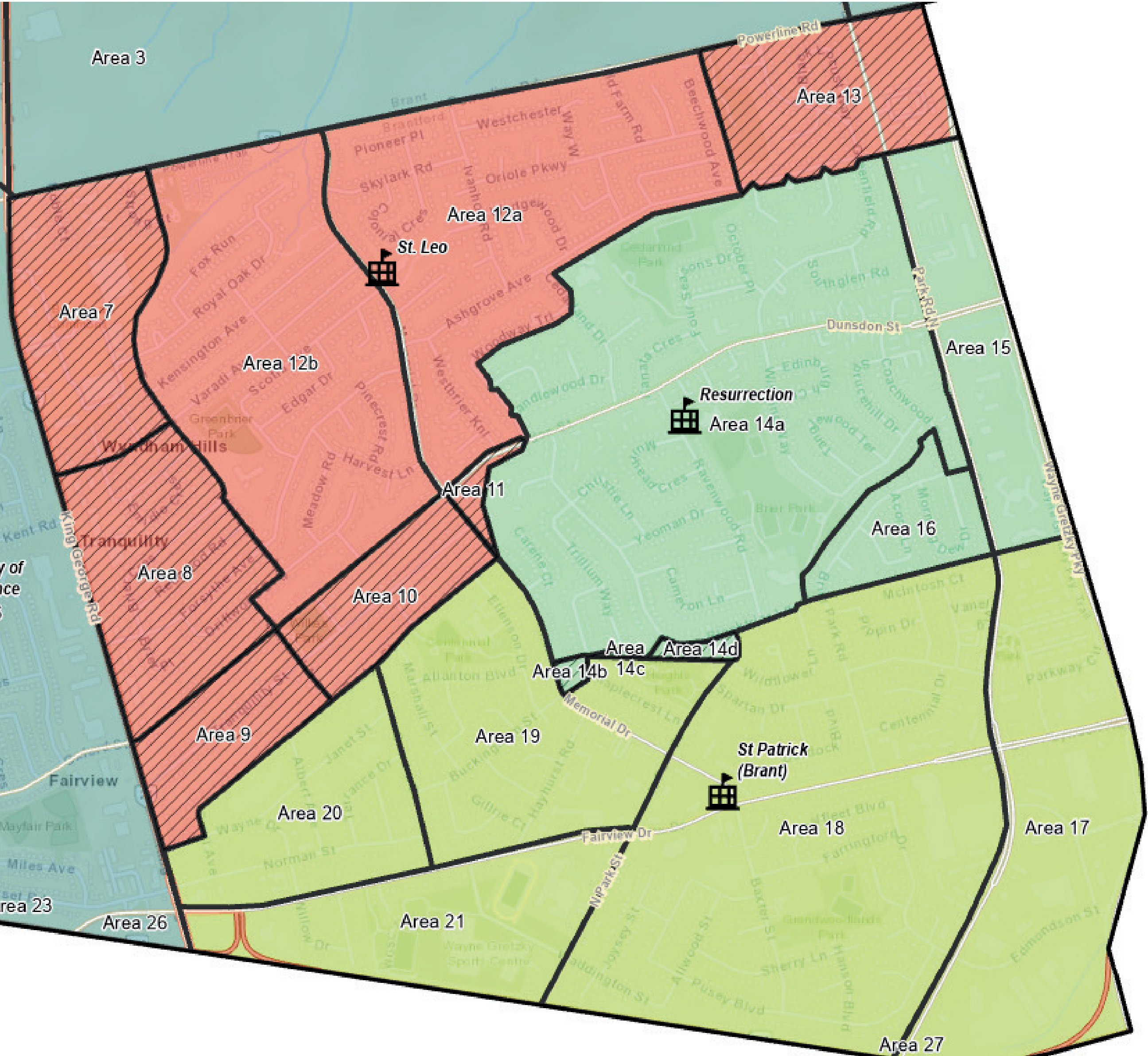


Focus Schools	Identified Challenge	Relief School(s)	Study Area(s) to Move
Our Lady of Providence	Future anticipated growth from the Powerline Block Plans	Notre Dame	<ul style="list-style-type: none">Area 1Area 3Area 4

BOUNDARY CHANGES AND CLEAN UP FOR DISCUSSION - OLP, LEO, PAT, RES

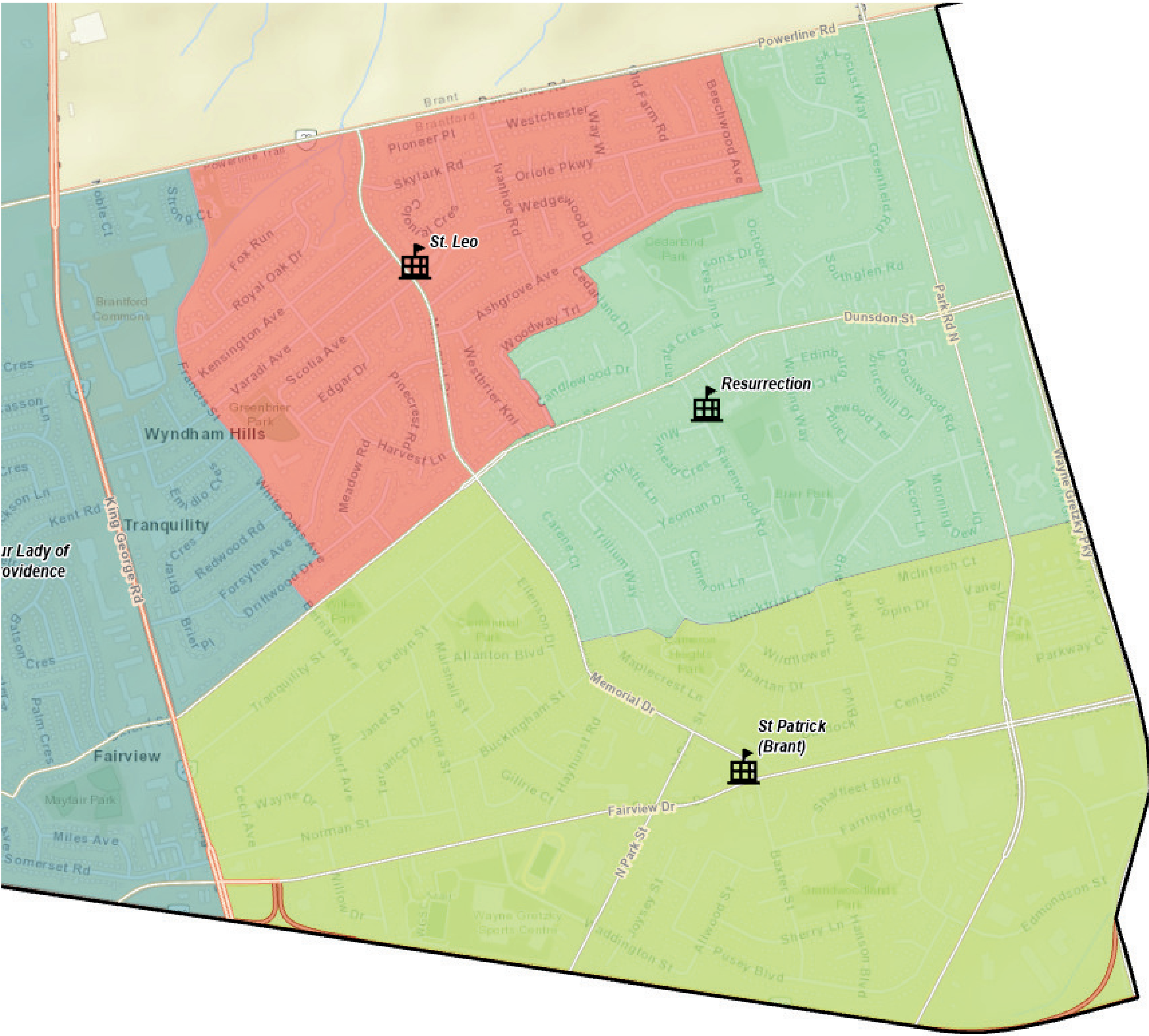


Existing Boundaries



School	On-the-Ground Capacity	Existing (2024/25)			Proposed		
		Enrol	Utz	Ports	Enrol	Utz	Ports
Our Lady of Providence	340	291	86%	0	290	85%	0
St. Leo	288	373	130%	6	346	120%	3
St. Patrick (Brantford)	164	145	88%	0	154	94%	0
Resurrection	187	134	72%	0	141	75%	0
Total	979	943	96%	6	931	95%	3

Proposed Attendance Boundaries

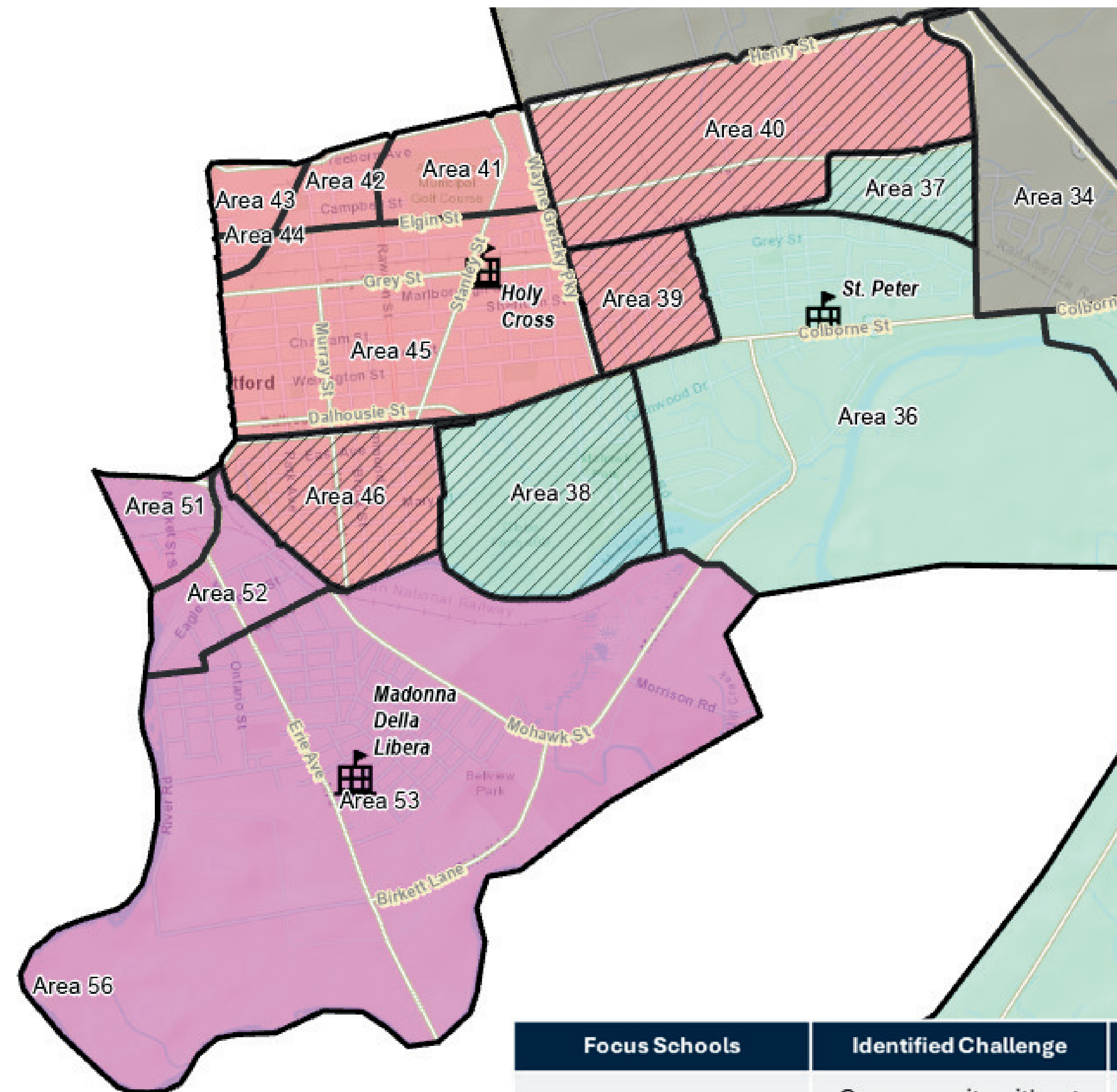


Focus Schools	Identified Challenge	Relief School(s)	Study Area(s) to Move
St. Leo	Overcapacity without use of 6 portables on site	Our Lady of Providence	<ul style="list-style-type: none">Area 7Area 8
		St. Patrick	<ul style="list-style-type: none">Area 9Area 10
		Resurrection	<ul style="list-style-type: none">Area 13
Resurrection	Boundary clean up	Resurrection	<ul style="list-style-type: none">Area 11
		St. Patrick	<ul style="list-style-type: none">Area 14bArea 14cArea 14d

BOUNDARY CHANGES AND CLEAN UP FOR DISCUSSION - HC, MDL, PETE, ND

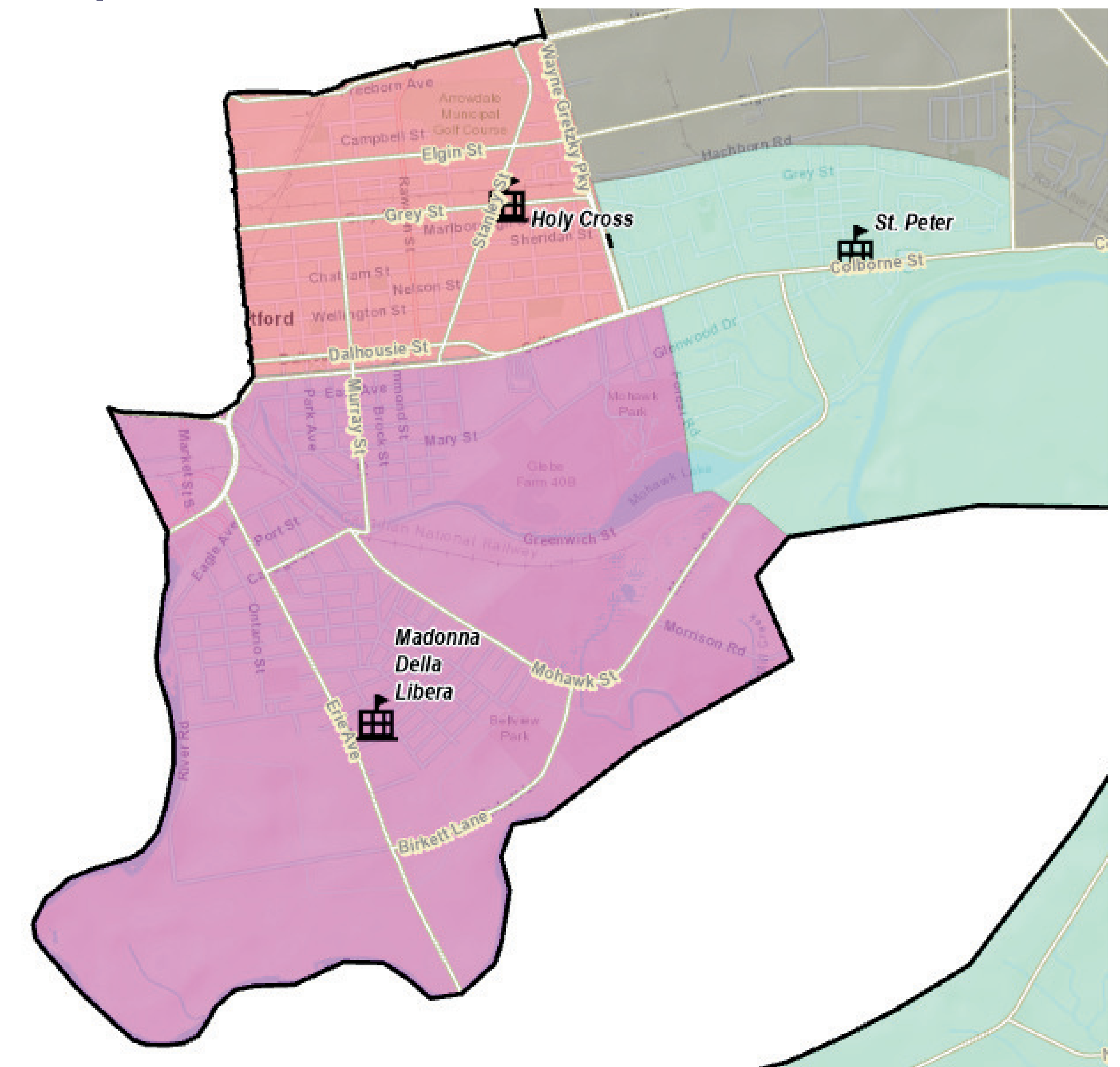


Existing Boundaries



School	On-the-Ground Capacity	2024/2025			Proposed		
		Enrol	Utz	Ports	Enrol	Utz	Ports
Holy Cross	236	302	128%	3	216	92%	0
Madonna Della Libera	466	351	75%	0	440	94%	0
St. Peter	167	185	111%	2	161	96%	0
Notre Dame (Brantford)	429	328	76%	2	427	100%	0
Total	1,298	1,166	90%	7	1,244	96%	0

Proposed Attendance Boundaries

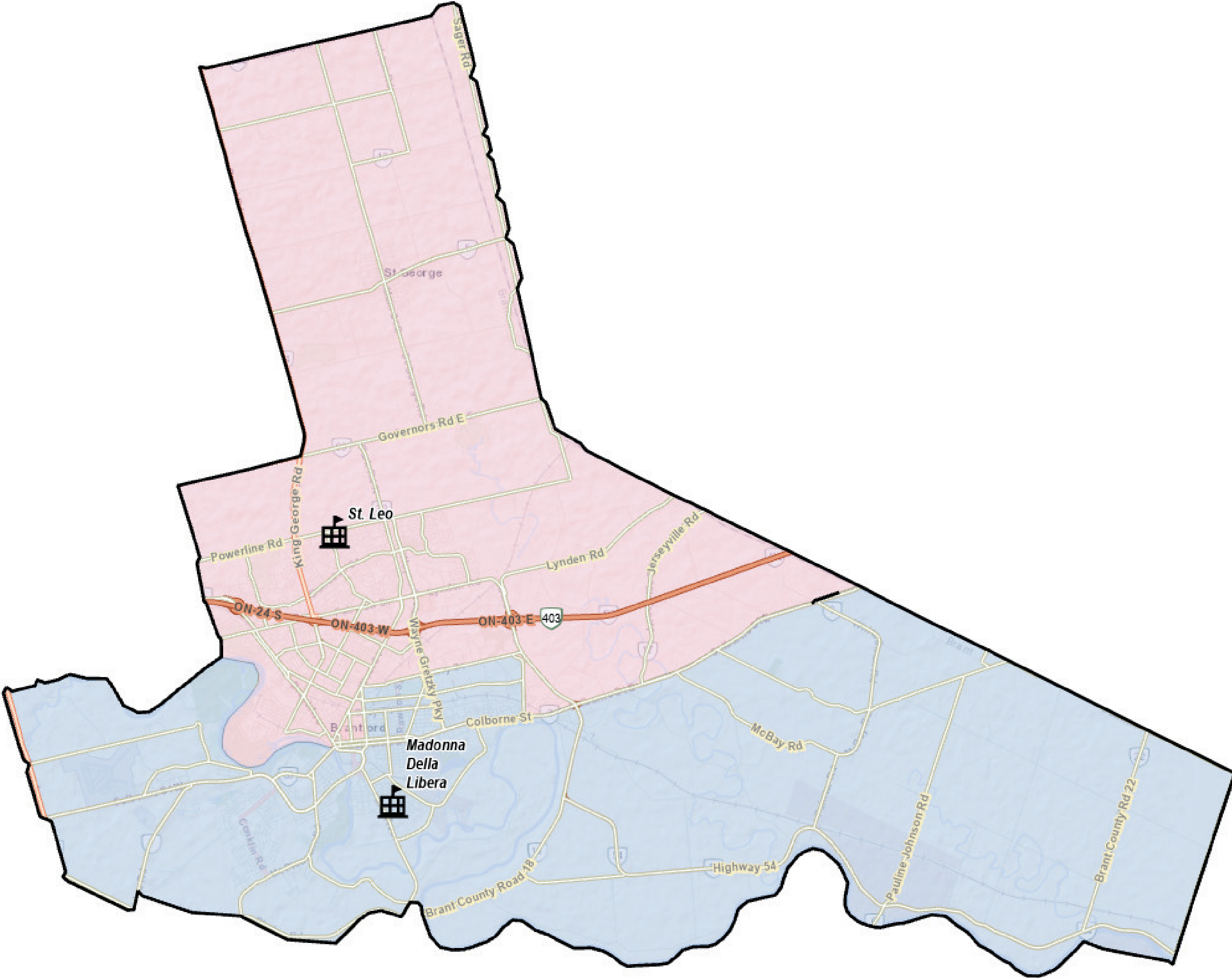


Focus Schools	Identified Challenge	Relief School(s)	Study Area(s) to Move
St. Peter	Overcapacity without use of 2 portables on site & boundary clean up	Notre Dame	<ul style="list-style-type: none">Area 37
	Overcapacity without use of 2 portables on site	Madonna Della Libera	<ul style="list-style-type: none">Area 38
Holy Cross	Overcapacity without use of 3 portables on site		
	Boundary clean up	St. Peter	<ul style="list-style-type: none">Area 39
		Notre Dame	<ul style="list-style-type: none">Area 40

FRENCH IMMERSION CHANGE FOR DISCUSSION - SINGLE-TRACK FI AT LEO

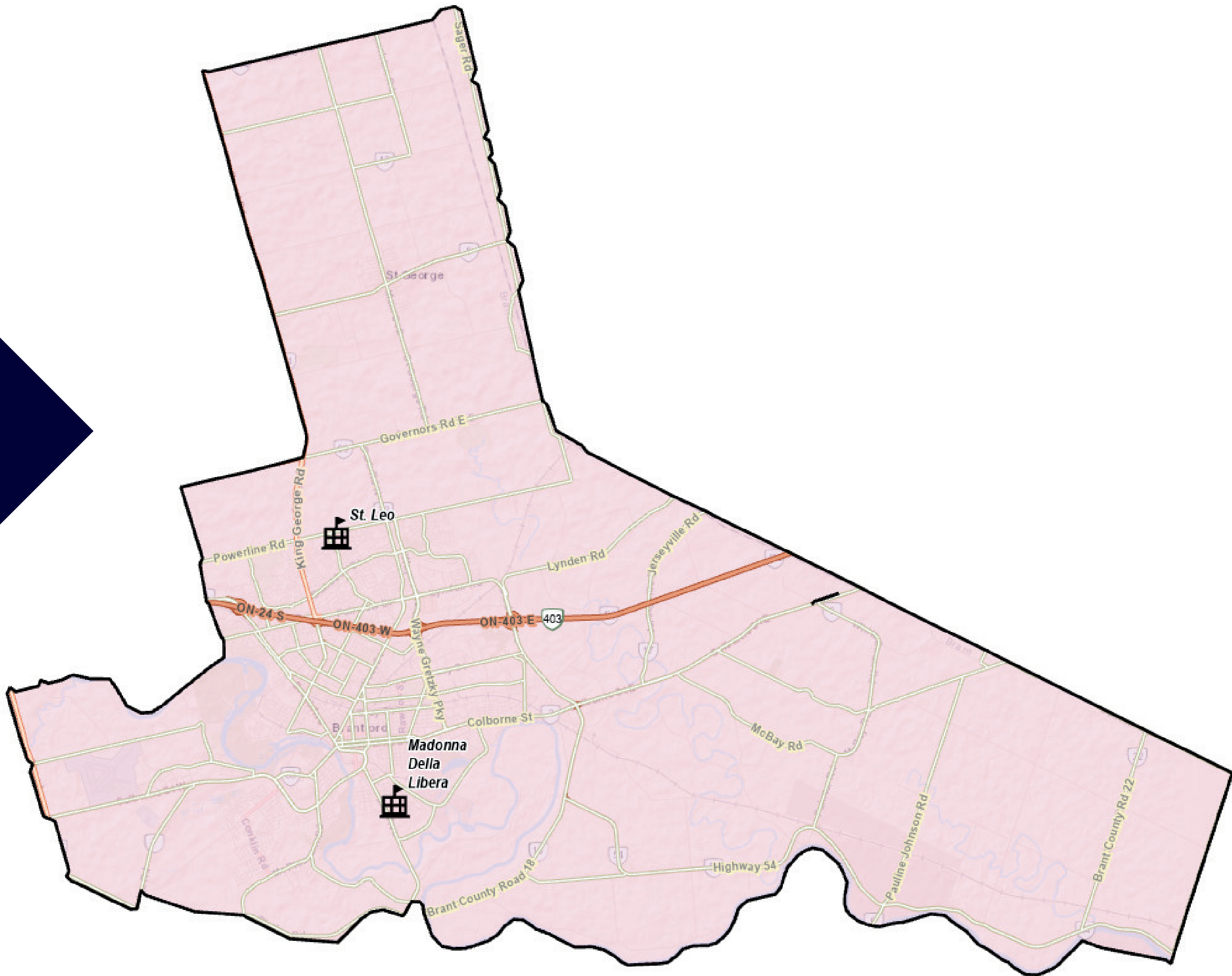



Existing French Immersion Boundaries



School	On-the-Ground Capacity	Existing (2024/25)			Proposed		
		Enrol	Utz	Ports	Enrol	Utz	Ports
Madonna Della Libera	466	351	75%	0	175	38%	0
St. Leo	288	373	130%	6	371	129%	6
Total	754	724	96%	6	546	72%	6

Proposed French Immersion Attendance Boundary



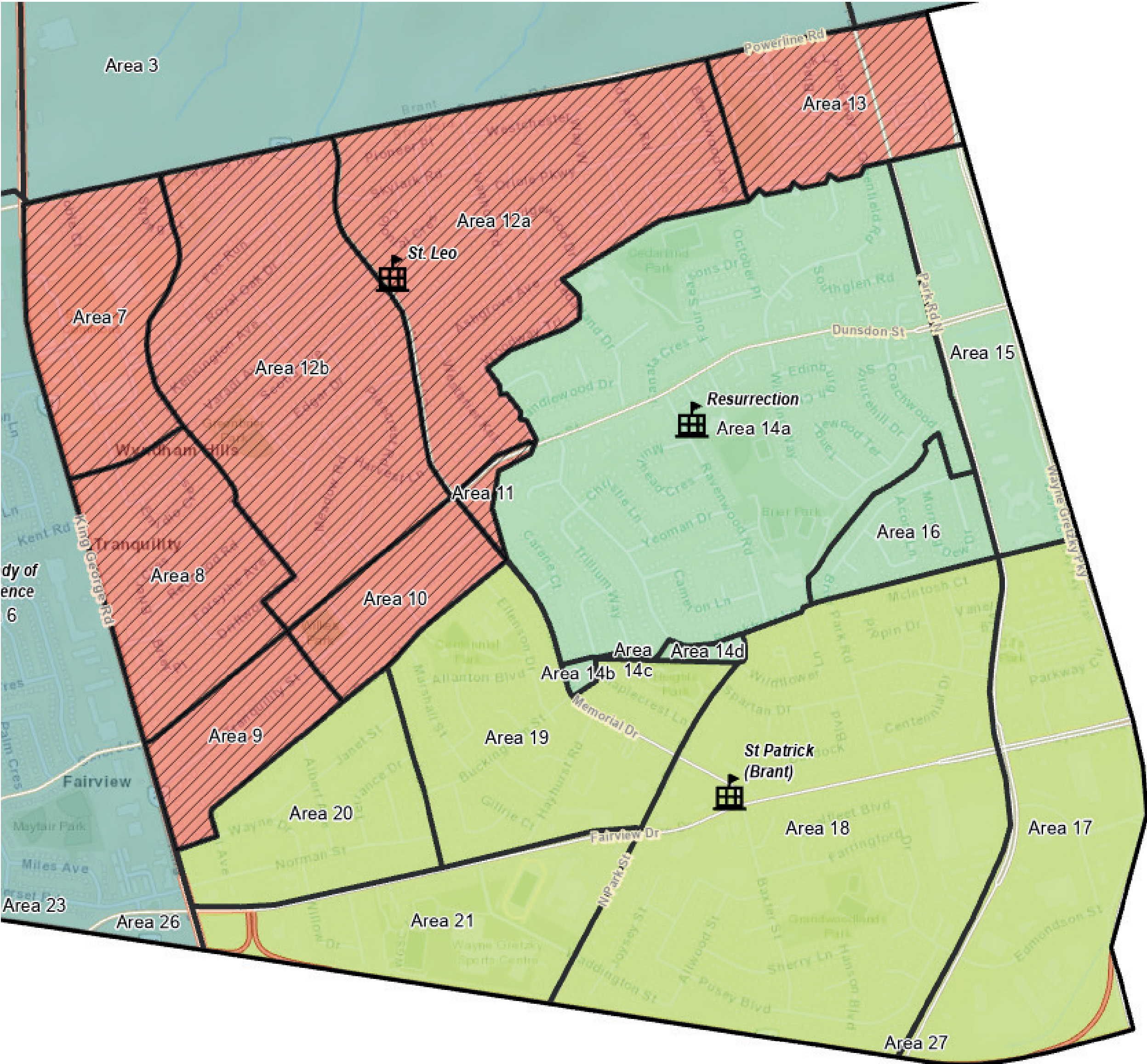
For Discussion

- Change from two dual-track French Immersion schools to one single-track French Immersion school.

FRENCH IMMERSION CHANGE FOR DISCUSSION - SINGLE-TRACK FI AT LEO

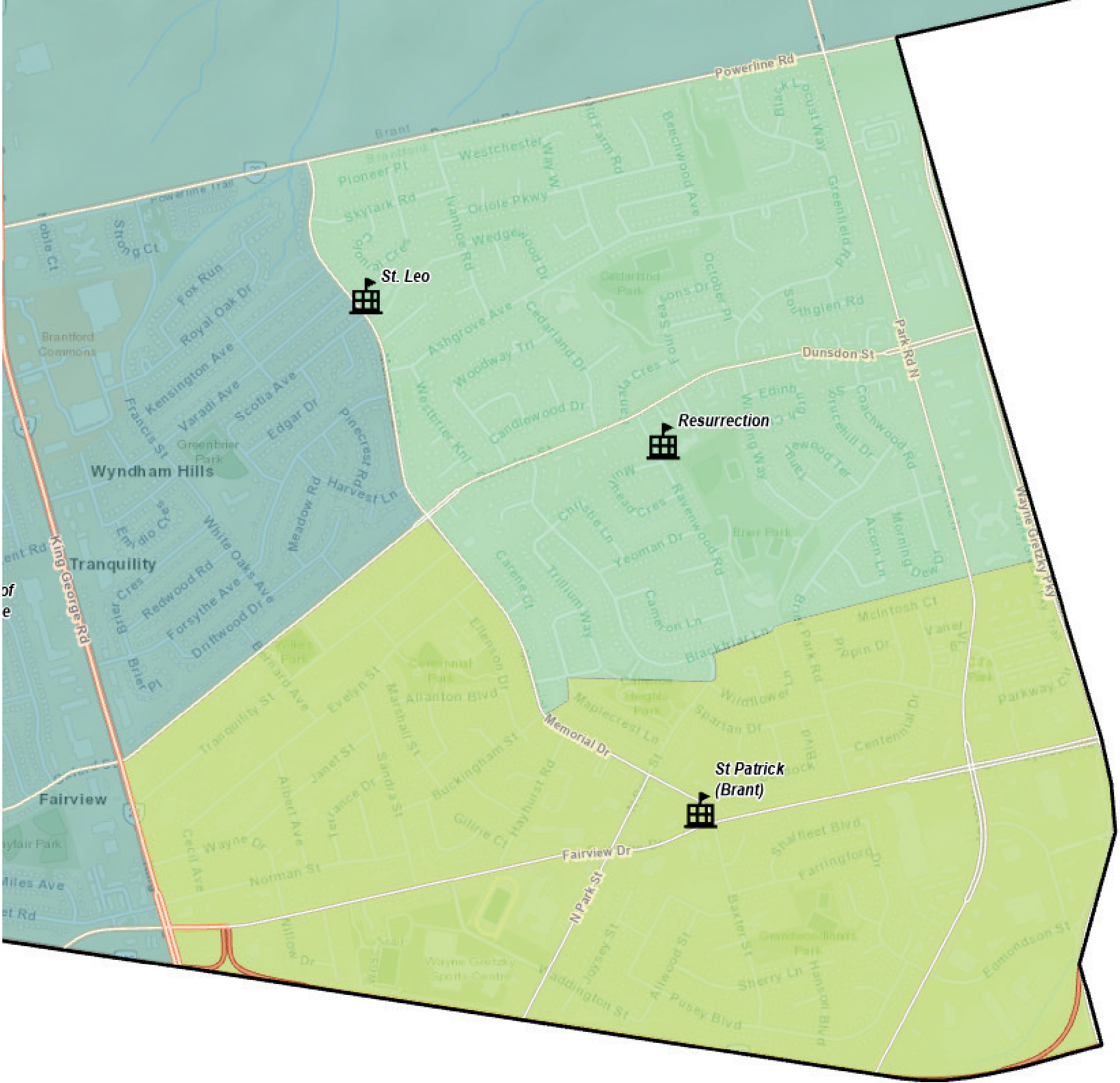


Existing English Boundaries



School	On-the-Ground Capacity	Existing (2024/25)			Proposed		
		Enrol	Utz	Ports	Enrol	Utz	Ports
Our Lady of Providence	340	291	86%	0	340	100%	0
St. Patrick (Brantford)	164	145	88%	0	154	94%	0
Resurrection	187	134	72%	0	238	127%	2
Total	691	570	82%	0	732	106%	2

Proposed English Attendance Boundaries



Focus Schools	Identified Challenge	Relief School(s)	Study Area(s) to Move
St. Leo	Overcapacity without use of 6 portables on site: Becomes Single-Track FI School	Our Lady of Providence	<ul style="list-style-type: none">Area 7Area 8Area 12b
		St. Patrick	<ul style="list-style-type: none">Area 9Area 10
		Resurrection	<ul style="list-style-type: none">Area 11Area 12aArea 13