



Paris/Brant County Attendance Boundary Review: Committee Meeting #1

Brant Haldimand Norfolk Catholic District School Board
June 18, 2025



Committee Mandate



1

Work collaboratively to examine the initial boundary options generated by Senior Administration based on the projections and data.

2

Provide the detailed feedback on the initial options, request modifications or suggest additional options.

3

Determine one or more preferred options to be presented for public consultation.

4

Parent representatives speak on behalf of all students, regardless of school, program, or grade.

Attendance Boundary Review (ABR) Process



~10 Month Long Process

| Framework |
|--|
| Accommodation plan or similar document outlining the need for an Attendance Boundary Review (Initial Board Report to Trustees) |
| <i>Develop Attendance Boundary Review Committee (ABRC) (conduit for information between the Board and School Communities)</i> |
| Attendance Boundary Review Committee Meetings + Trustee Vetting |
| <i>School-Level Meetings (Public Consultation)</i> |
| Review ABRC feedback (reports, survey responses, meeting dialog) |
| Final Attendance Boundary Review Report, Presentation and Meeting |
| Trustee Decision |
| Implementation (If Decision Made) or Termination of Process |



Drivers of Attendance Boundary Reviews



Student Enrolment

Mitigate Enrolment Pressures

Balance Facility Utilization Rates

Adapt to Demographic and Growth Trends

Reduce Border-Crossing

Adjust Grade Structures

New School Facilities

Establish New Attendance Boundary

Redefine Existing Attendance Boundaries

Program

Change Program Delivery Location



Driver of the City of Brantford & Paris/Brant County Attendance Boundary Reviews

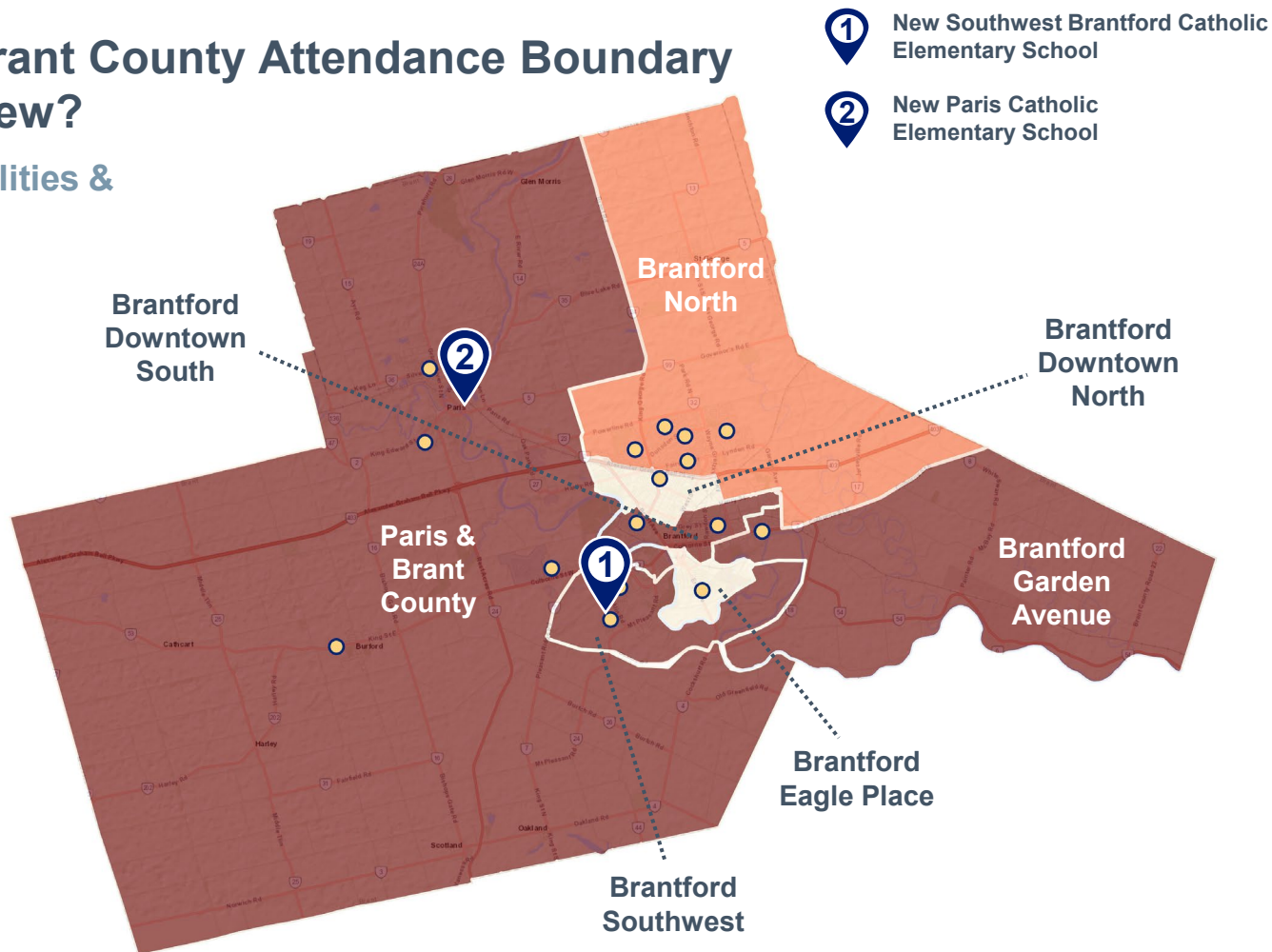
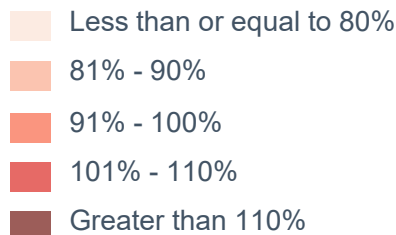
Brantford & Paris/Brant County Attendance Boundary Review: Why a Review?

FOCUS: New School Facilities & Enrolment Imbalances

The Paris & Brant County, Brantford Southwest, Brantford Downtown South and Brantford Garden Avenue review areas are currently operating above 110% utilization.

In addition, 2 new elementary schools have been granted funding.

Legend



Intended Outcomes and Key Considerations



Intended Outcomes of the Attendance Boundary Review

The intended outcome of the review is to explore options and adjustments to existing attendance boundaries to better balance enrolment within this area of the Board and create a boundary for the new Elementary Schools. Changes to attendance boundaries are intended to improve school utilization rates, optimize the use of school board resources (spaces), consider transportation impacts and improve overall student outcomes.

Key Considerations

- School size, school location relative to existing and future students, travel time, walking distances, transportation, property size, Ministry of Education benchmarks and policies, and BHNCD SB policies and procedures.
- Site and area-specific staffing requirements and space needs, parking requirements, etc.
- Transitional provisions and legacy agreements, and associated impacts.

Current Situation

Historical and Projected Enrolments and Facility Utilization (Elementary)



| Review Area | On-the-Ground Capacity | Historical | | | Current | Projected | | |
|------------------------------------|------------------------|--------------|--------------|--------------|--------------|--------------|--------------|--------------|
| | | 2011/ 2012 | 2016/ 2017 | 2021/ 2022 | 2024 / 2025 | 2025 / 2026 | 2029 / 2030 | 2034 / 2035 |
| Brantford North | 1,408 | 1,232 | 1,228 | 1,211 | 1,313 | 1,317 | 1,415 | 1,594 |
| Brantford Garden Avenue | 167 | 182 | 170 | 173 | 187 | 190 | 200 | 217 |
| Brantford Downtown North | 337 | 258 | 275 | 278 | 296 | 305 | 316 | 321 |
| Brantford Downtown South | 423 | 403 | 387 | 434 | 559 | 583 | 606 | 631 |
| Brantford Eagle Place | 466 | 346 | 350 | 345 | 354 | 379 | 457 | 577 |
| Brantford Southwest* | 1,386 | 693 | 859 | 954 | 1,207 | 1,254 | 1,514 | 1,991 |
| Southwest Paris and Brant County * | 1,543 | 734 | 770 | 1,085 | 1,433 | 1,528 | 1,788 | 2,013 |
| Total | 5,730 | 3,848 | 4,039 | 4,480 | 5,349 | 5,555 | 6,297 | 7,344 |

| Review Area | On-the-Ground Capacity | Historical | | | Current | Projected | | |
|------------------------------------|------------------------|------------|------------|------------|-------------|-------------|-------------|-------------|
| | | 2011/ 2012 | 2016/ 2017 | 2021/ 2022 | 2024 / 2025 | 2025 / 2026 | 2029 / 2030 | 2034 / 2035 |
| Brantford North | 1,408 | 88% | 87% | 86% | 93% | 94% | 100% | 113% |
| Brantford Garden Avenue | 167 | 109% | 102% | 104% | 112% | 114% | 120% | 130% |
| Brantford Downtown North | 337 | 77% | 82% | 82% | 88% | 90% | 94% | 95% |
| Brantford Downtown South | 423 | 95% | 91% | 103% | 132% | 138% | 143% | 149% |
| Brantford Eagle Place | 466 | 74% | 75% | 74% | 76% | 81% | 98% | 124% |
| Brantford Southwest* | 1,386 | 79% | 98% | 109% | 138% | 144% | 109% | 144% |
| Southwest Paris and Brant County * | 1,543 | 71% | 75% | 105% | 139% | 148% | 116% | 130% |
| Total | 5,730 | 82% | 86% | 95% | 114% | 118% | 110% | 128% |

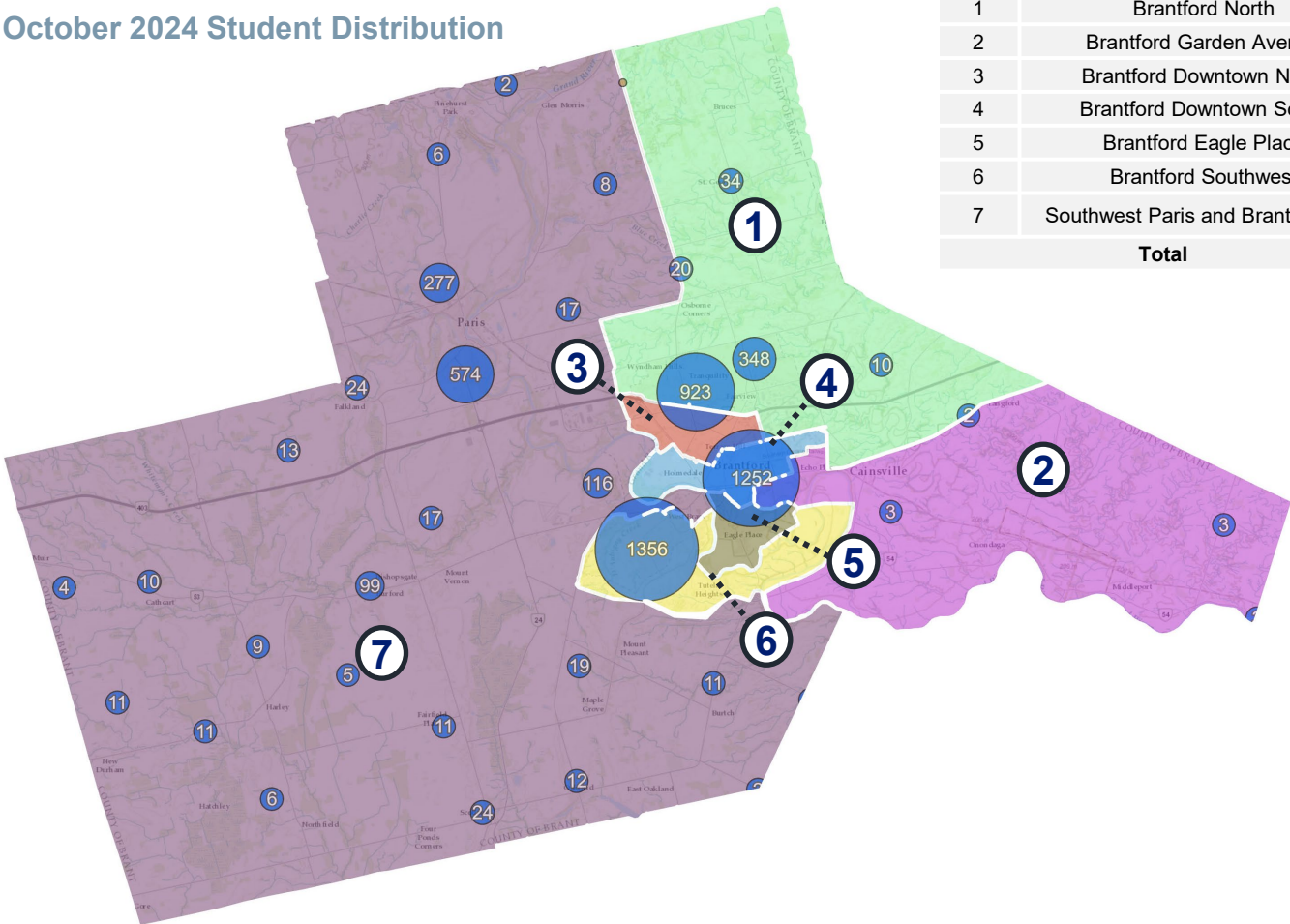
*Includes new school capacity in projection.

Note: Historical and current utilization figures areas do not include new school capacity.

Source: Current enrolment derived from official October 31, 2024 headcounts.

Student Distribution

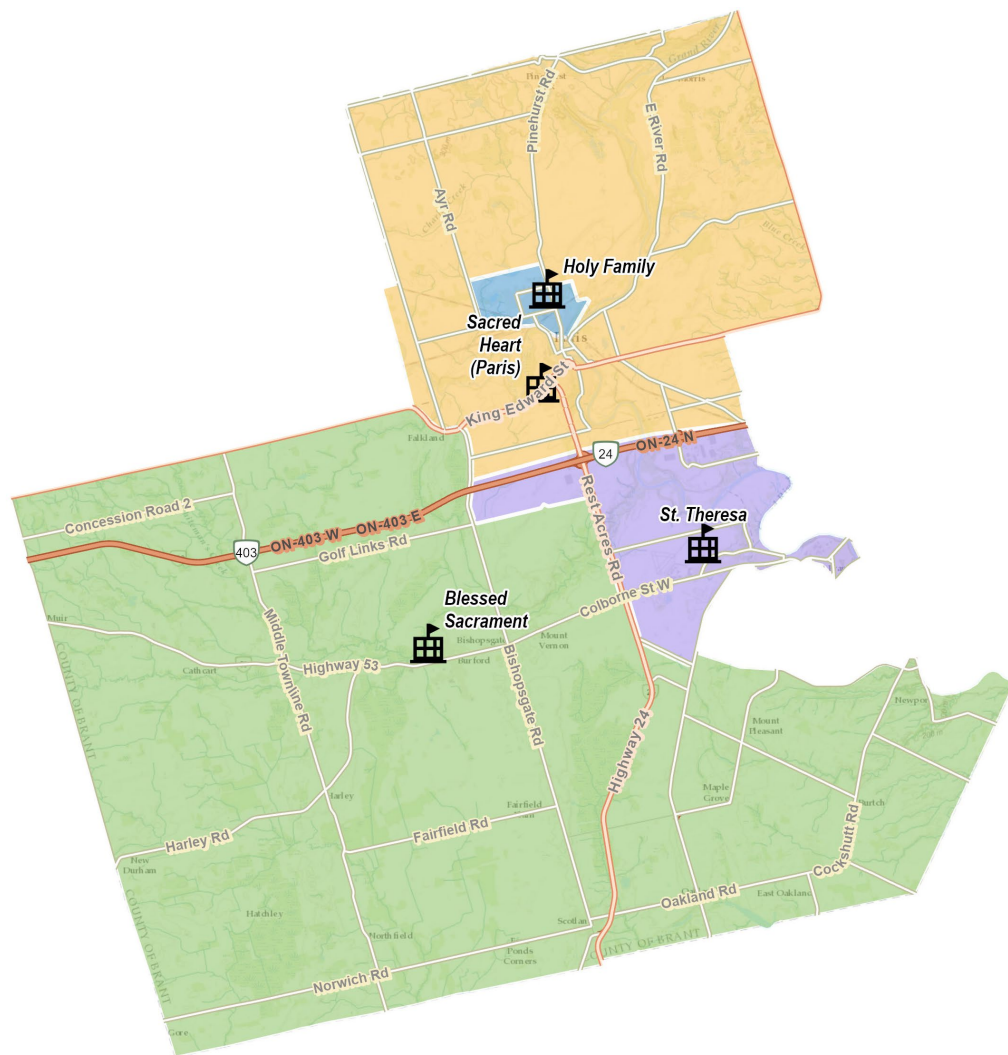
October 2024 Student Distribution



| RA # | Review Area Name | On-the-Ground Capacity | 2024/2025 | | |
|-------|----------------------------------|------------------------|-----------|-------------|----------------|
| | | | Enrolment | Utilization | # of Portables |
| 1 | Brantford North | 1,408 | 1,309 | 93% | 8 |
| 2 | Brantford Garden Avenue | 167 | 185 | 111% | 2 |
| 3 | Brantford Downtown North | 337 | 297 | 88% | 0 |
| 4 | Brantford Downtown South | 423 | 553 | 131% | 6 |
| 5 | Brantford Eagle Place | 466 | 352 | 76% | 0 |
| 6 | Brantford Southwest | 873 | 1,182 | 135% | 14 |
| 7 | Southwest Paris and Brant County | 1,030 | 1,407 | 137% | 17 |
| Total | | 5,730 | 5,285 | 112% | 47 |

Attendance Boundaries

Brant County



Next Steps



Develop and present alternative attendance boundary scenarios for discussion at Committee Meeting #2
Fall 2025

Public Meeting
Fall/Winter 2025

Prepare and present final options to Trustees for approval
Spring 2026



QUESTIONS