



 **Watson**
& Associates
ECONOMISTS LTD.

Haldimand County Attendance Boundary Review: Committee Meeting #2



Brant Haldimand Norfolk Catholic District School Board
March 18th, 2024





The purpose of Committee Meeting # 2 is to:

- **Share information, data, and ideas** on possible attendance boundary options in advance of engaging the public; and,
- Provide Committee Members the opportunity to **ask questions and offer feedback**.



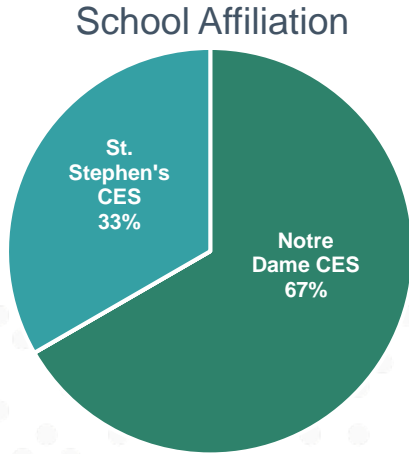
Role of
Administration and
Consultant Team

Role of
Committee Members

Committee Contributions

Survey #1 – What we heard...

4 Total Responses



Accommodations Issues Experienced at your school:

- High student enrolment
- Significant traffic during peak hours

Survey #2 – What to expect...

Reflecting on French Immersion program delivery model in Haldimand County:

- Maintain dual-track model
- Explore single-track model

Preference and feedback of Presented Ideas for Consideration

Through the Haldimand County Attendance Boundary Review process, what is the most significant student accommodation matter that requires attention?

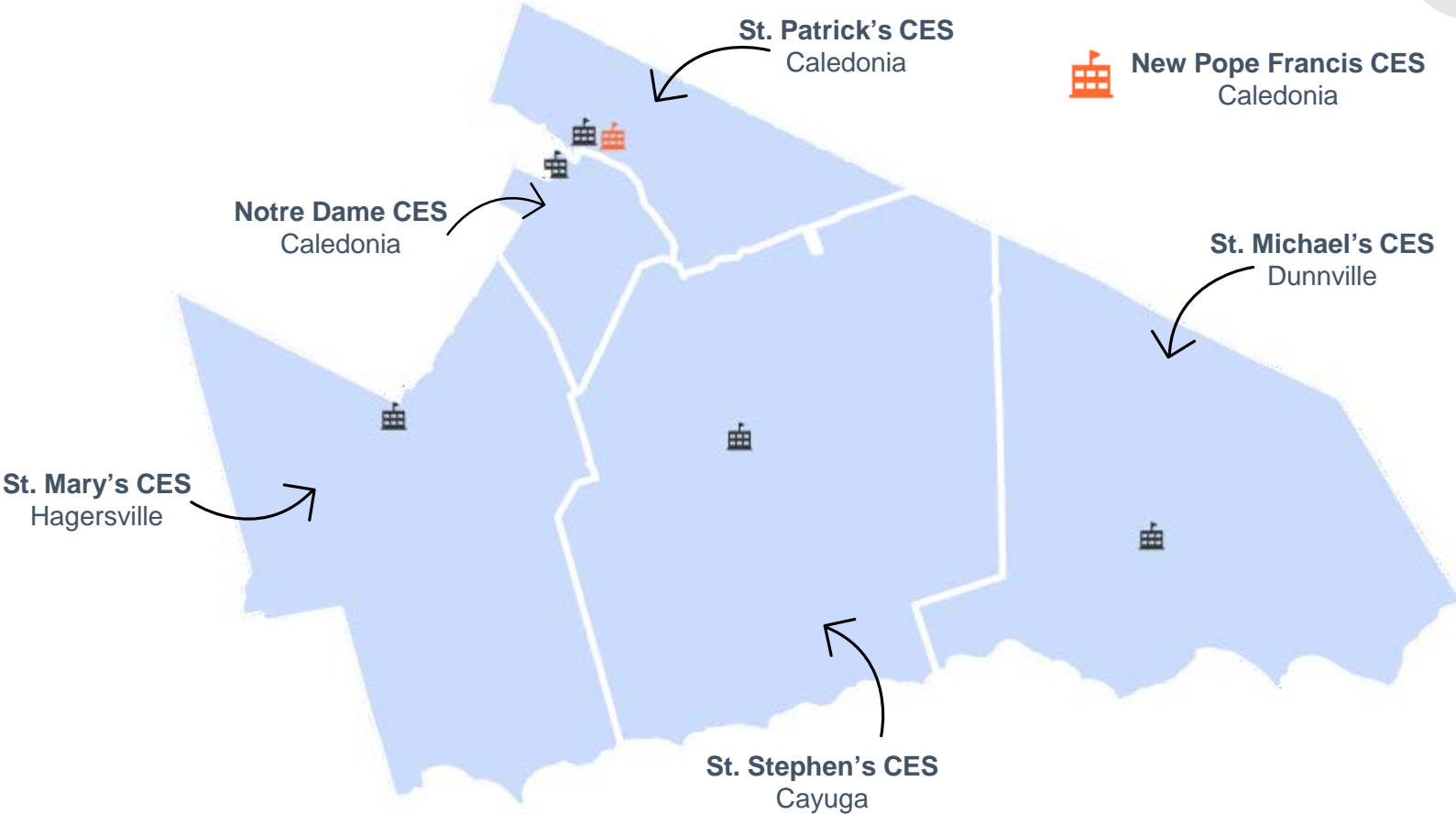
Growth & Development

French Immersion

Haldimand Attendance
Boundary Review
Public Engagement
Session

APRIL 10,
2024

Existing Attendance Boundaries



Current Situation

Historical and Projected Enrolments and Facility Utilization



Historical and Projected Enrolments

School	On-the-Ground Capacity	Historical				Current	Projected		
		2011/2012	2016/2017	2021/2022	2022/2023	2023/2024	2024/2025	2028/2029	2033/2034
Notre Dame CES (Caledonia)	400	362	268	314	347	366	431	572	599
St. Mary's CES	167	134	139	165	186	201	214	232	224
St. Michael's CES (Dunnvilve)	233	197	237	250	245	221	220	201	223
St. Patrick's CES (Caledonia)	259	137	139	263	310	393	429	591	735
St. Stephen's CES	199	167	135	156	162	165	168	187	185
Total	1,258	997	918	1,148	1,250	1,346	1,462	1,783	1,966

Historical and Projected Facility Utilizations

School	On-the-Ground Capacity	Historical				Current	Projected		
		2011/2012	2016/2017	2021/2022	2022/2023	2023/2024	2024/2025	2028/2029	2033/2034
Notre Dame CES (Caledonia)	400	91%	67%	79%	87%	92%	108%	143%	150%
St. Mary's CES	167	80%	83%	99%	111%	120%	128%	139%	134%
St. Michael's CES (Dunnvilve)	233	85%	102%	107%	105%	95%	94%	86%	96%
St. Patrick's CES (Caledonia)	259	53%	54%	102%	120%	152%	166%	228%	284%
St. Stephen's CES	199	84%	68%	78%	81%	83%	84%	94%	93%
Total	1,258	79%	73%	91%	99%	107%	116%	142%	156%

Current Situation

2023/2024 Snapshot: Enrolment and Facility Utilization by Program



School	On-the-Ground Capacity	Regular Track	French Immersion	Total Enrolment	Utilization including FI	Utilization excluding FI
Notre Dame CES (Caledonia)	400	219	147	366	92%	55%
St. Mary's CES	167	201	-	201	120%	120%
St. Michael's CES (Dunnville)	233	221	-	221	95%	95%
St. Patrick's CES (Caledonia)	259	393	-	393	152%	152%
St. Stephen's CES	199	165	-	165	83%	83%
Total	1,258	1,199	147	1,346	107%	95%

Source: Derived from October 31, 2023 enrolment counts.

Current Situation

Border Crossing



- **23 Notre Dame CES students reside in the St. Patrick's CES attendance area**
- **6 St. Patrick's CES students reside in the Notre Dame CES attendance area**
 - 4 reside in the St. Peter CES boundary (outside of review area)
 - 4 reside in the St. Stephen's boundary
 - 1 resides in St. Michael's attendance area
- **7 St. Mary's CES students reside in the St. Bernard of Clairveux CES attendance area (outside of review area)**

Attending School	Border-Crossing "In" # of students from other school area(s), attending this school	Border-Crossing "Out" # of students from this school area, attending elsewhere	Border-Crossing "Net"
Notre Dame CES (Caledonia)	25	8	17
St. Mary's CES	9	4	5
St. Michael's CES (Dunnville)	8	1	7
St. Patrick's CES (Caledonia)	15	23	-8
St. Stephen's CES	6	15	-9
Total	63	51	12

Source: Derived from October 31, 2023 student plots.

Students Returned to Home Boundary

October 31, 2023 Student Plots



Attending School	OTG	Current Enrolment	Current Utilization	Current Portables	Students Returned Enrolment	Students Returned Utilization	Portables Needed*
Notre Dame CES (Caledonia)	400	366	92%	0	367	92%	0
St. Mary's CES	167	201	120%	2	203	122%	2
St. Michael's CES (Dunville)	233	221	95%	1	220	94%	0
St. Patrick's CES (Caledonia)	259	393	152%	6	402	155%	7
St. Stephen's CES	199	165	83%	0	165	83%	0
Total	1,258	1,346	107%	9	1,357	108%	9

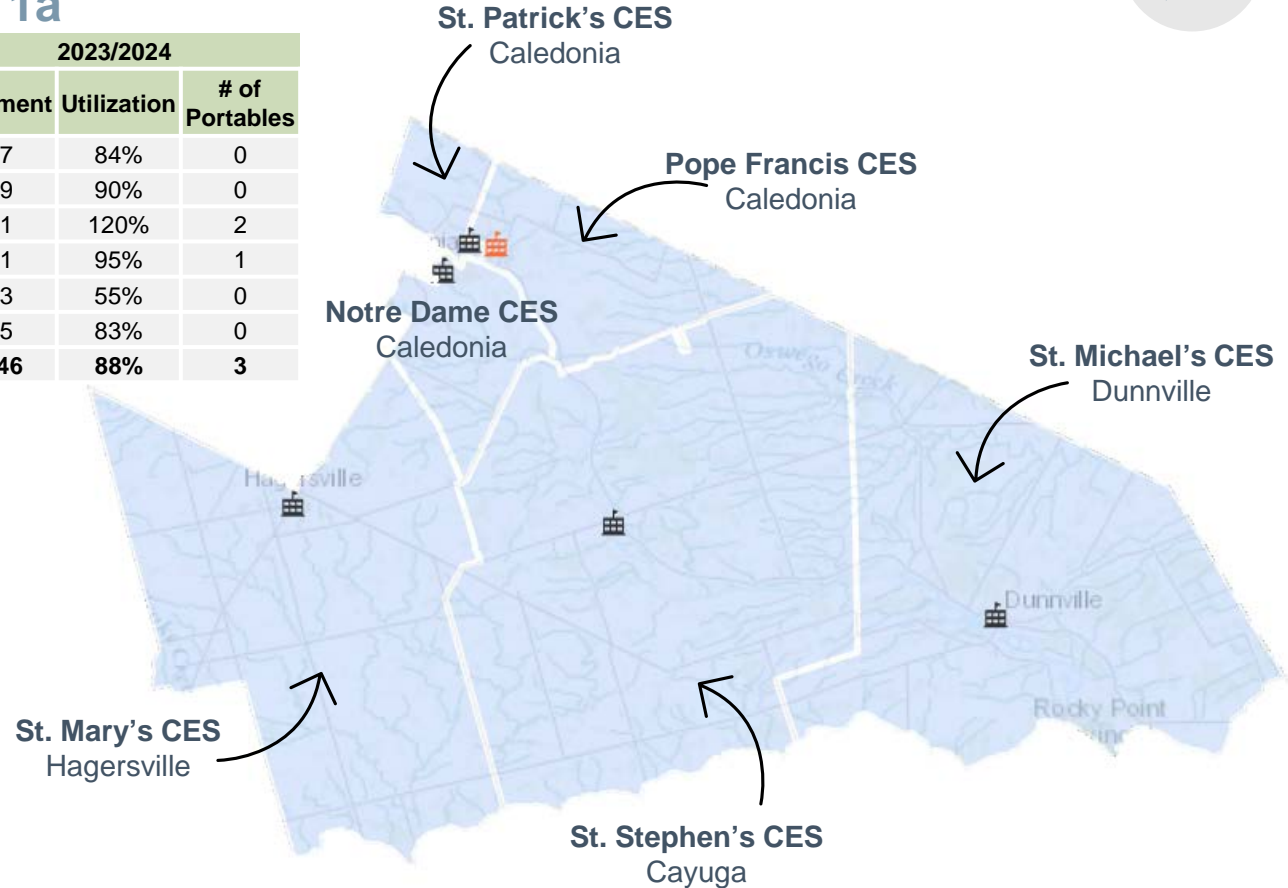
***Note:** Portables Needed are calculated by subtracting OTG capacity and dividing by a single classroom loading size of 23.

Haldimand County Attendance Boundary Review

Idea for Consideration 1a



School	On-the-Ground Capacity	2023/2024		
		Enrolment	Utilization	# of Portables
Pope Francis CES	305	257	84%	0
Notre Dame CES (Caledonia)	400	359	90%	0
St. Mary's CES	167	201	120%	2
St. Michael's CES (Dunnville)	233	221	95%	1
St. Patrick's CES (Caledonia)	259	143	55%	0
St. Stephen's CES	199	165	83%	0
Total	1,537	1,346	88%	3



- New Pope Francis CES attendance boundary created.
- This sends ~257 current JK-6 students to the new Pope Francis CES.
- St. Patrick's CES would drop to 55% utilization.

Haldimand County Attendance Boundary Review

Idea for Consideration 1a

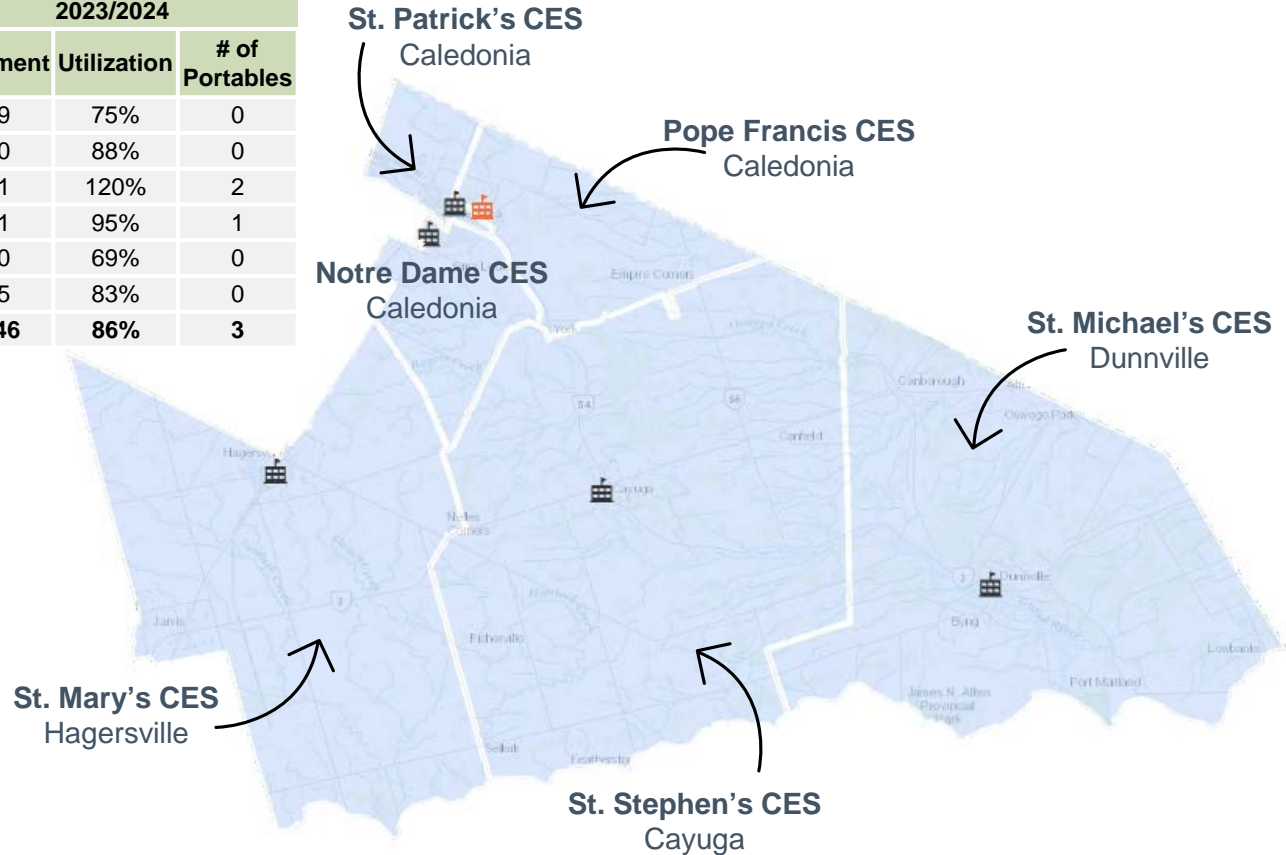




Haldimand County Attendance Boundary Review

Idea for Consideration 1b

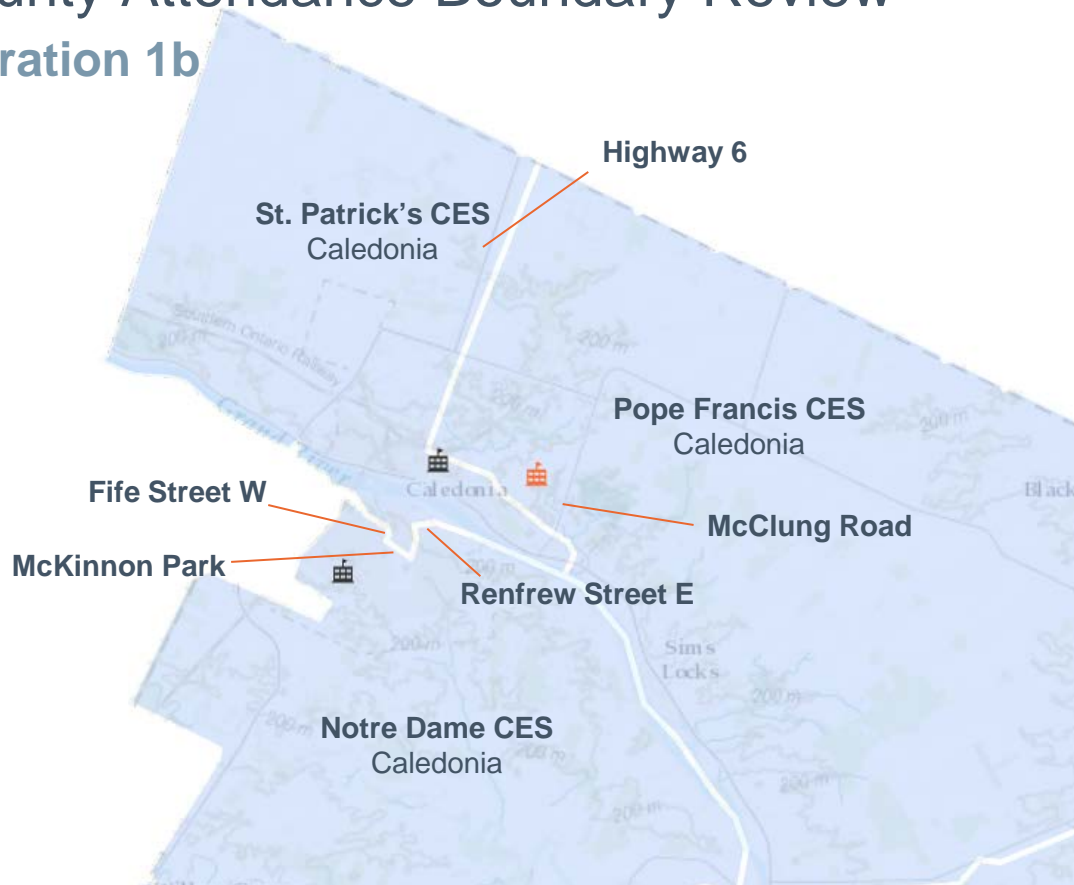
School	On-the-Ground Capacity	2023/2024		
		Enrolment	Utilization	# of Portables
Pope Francis CES	305	229	75%	0
Notre Dame CES (Caledonia)	400	350	88%	0
St. Mary's CES	167	201	120%	2
St. Michael's CES (Dunnville)	233	221	95%	1
St. Patrick's CES (Caledonia)	259	180	69%	0
St. Stephen's CES	199	165	83%	0
Total	1,563	1,346	86%	3



- New Pope Francis CES attendance boundary created.
- This sends ~229 current JK-6 students to the new Pope Francis CES.
- St. Patrick's CES would drop to 69% utilization.

Haldimand County Attendance Boundary Review

Idea for Consideration 1b

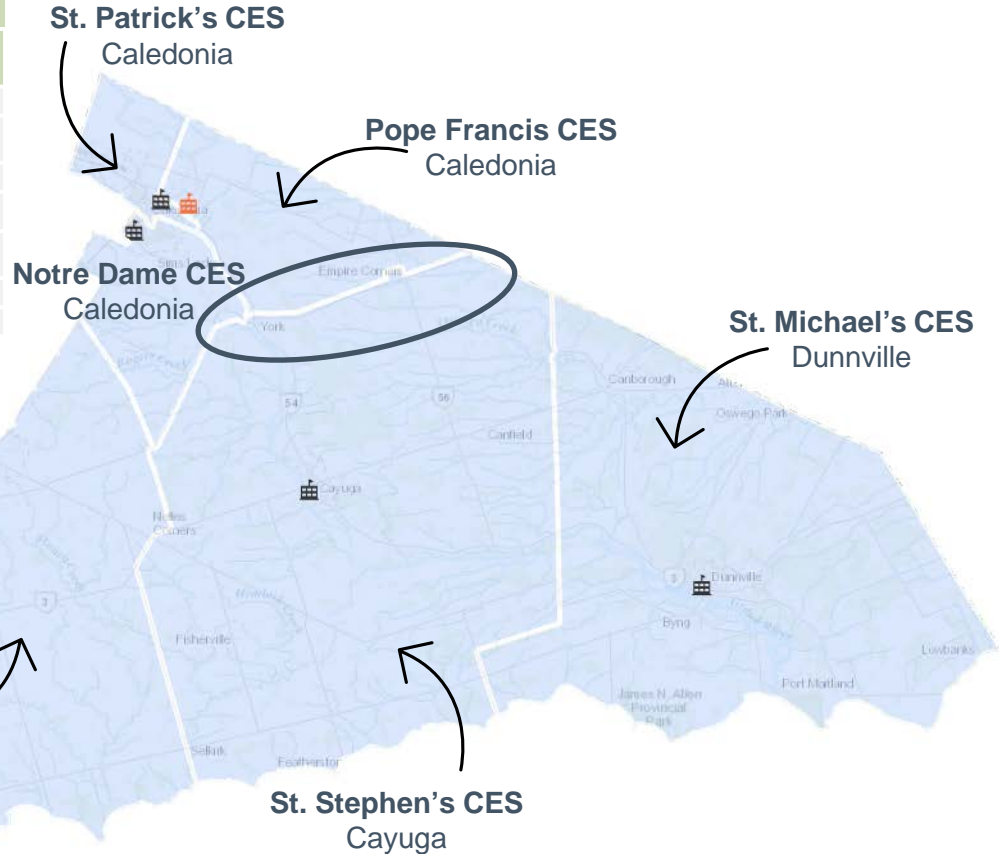




Haldimand County Attendance Boundary Review

Idea for Consideration 1c

School	On-the-Ground Capacity	2023/2024		
		Enrolment	Utilization	# of Portables
Pope Francis CES	305	219	72%	0
Notre Dame CES (Caledonia)	400	350	88%	0
St. Mary's CES	167	201	120%	2
St. Michael's CES (Dunnville)	233	221	95%	1
St. Patrick's CES (Caledonia)	259	180	69%	0
St. Stephen's CES	199	175	88%	0
Total	1,563	1,346	86%	3



- New Pope Francis CES attendance boundary created. Adjusted with St. Stephen's CES boundary to follow York Road (Highway 9) and send ~10 students from York and Empire Corners to St. Stephen's CES.

Haldimand County Attendance Boundary Review

Idea for Consideration 1c

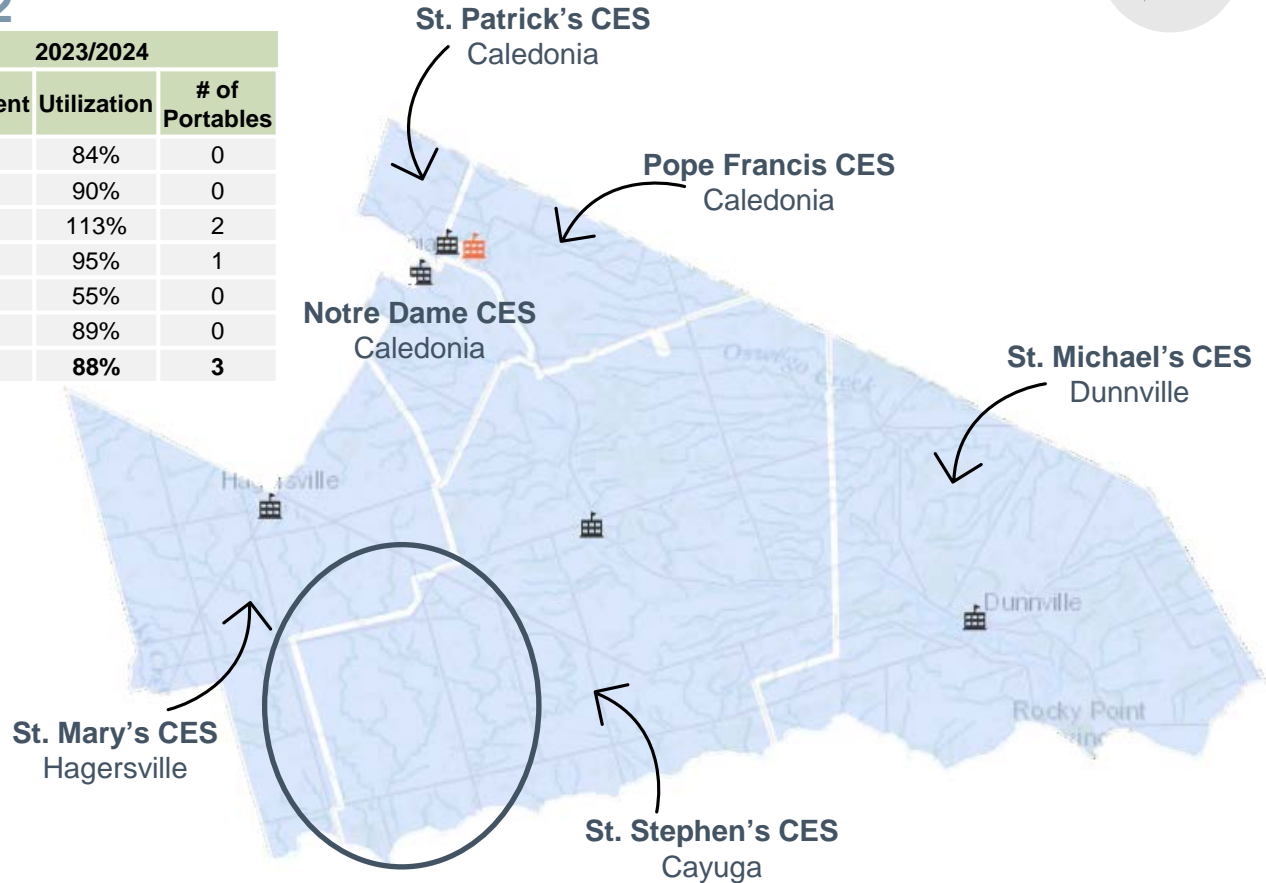




Haldimand County Attendance Boundary Review

Idea for Consideration 2

School	On-the-Ground Capacity	2023/2024		
		Enrolment	Utilization	# of Portables
Pope Francis CES	305	257	84%	0
Notre Dame CES (Caledonia)	400	359	90%	0
St. Mary's CES	167	188	113%	2
St. Michael's CES (Dunnville)	233	221	95%	1
St. Patrick's CES (Caledonia)	259	143	55%	0
St. Stephen's CES	199	178	89%	0
Total	1,537	1,346	88%	3



- New Pope Francis CES attendance boundary created.
- Consideration of 'tweaks' to other school boundaries?
- Additional boundary change between St. Mary's CES and St. Stephen's CES to lower St. Mary's utilization rate.

Haldimand County Attendance Boundary Review

Idea for Consideration 2



Haldimand County Attendance Boundary Review

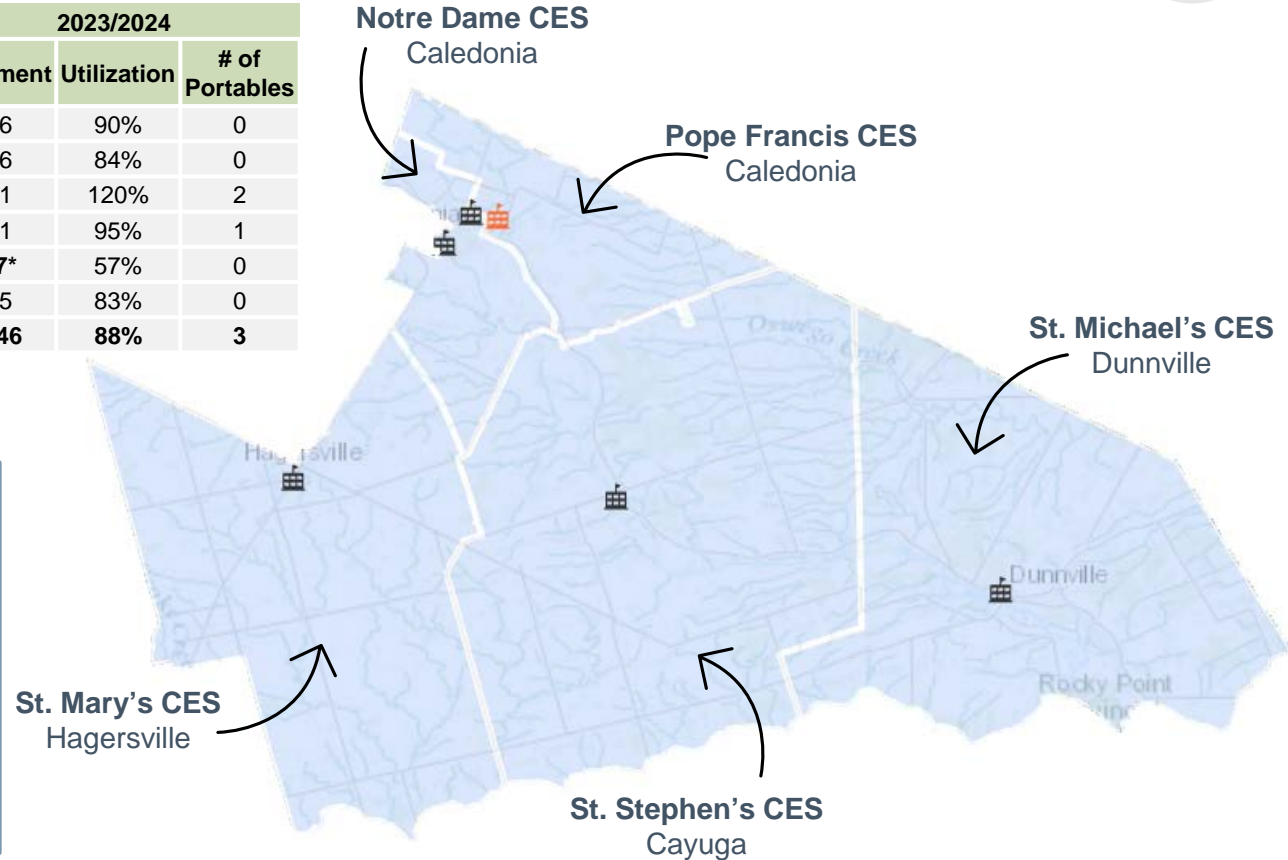
Idea for Consideration 3



School	On-the-Ground Capacity	2023/2024		
		Enrolment	Utilization	# of Portables
Pope Francis CES	305	276	90%	0
Notre Dame CES (Caledonia)	400	336	84%	0
St. Mary's CES	167	201	120%	2
St. Michael's CES (Dunnville)	233	221	95%	1
St. Patrick's CES (Caledonia)	259	147*	57%	0
St. Stephen's CES	199	165	83%	0
Total	1,537	1,346	88%	3

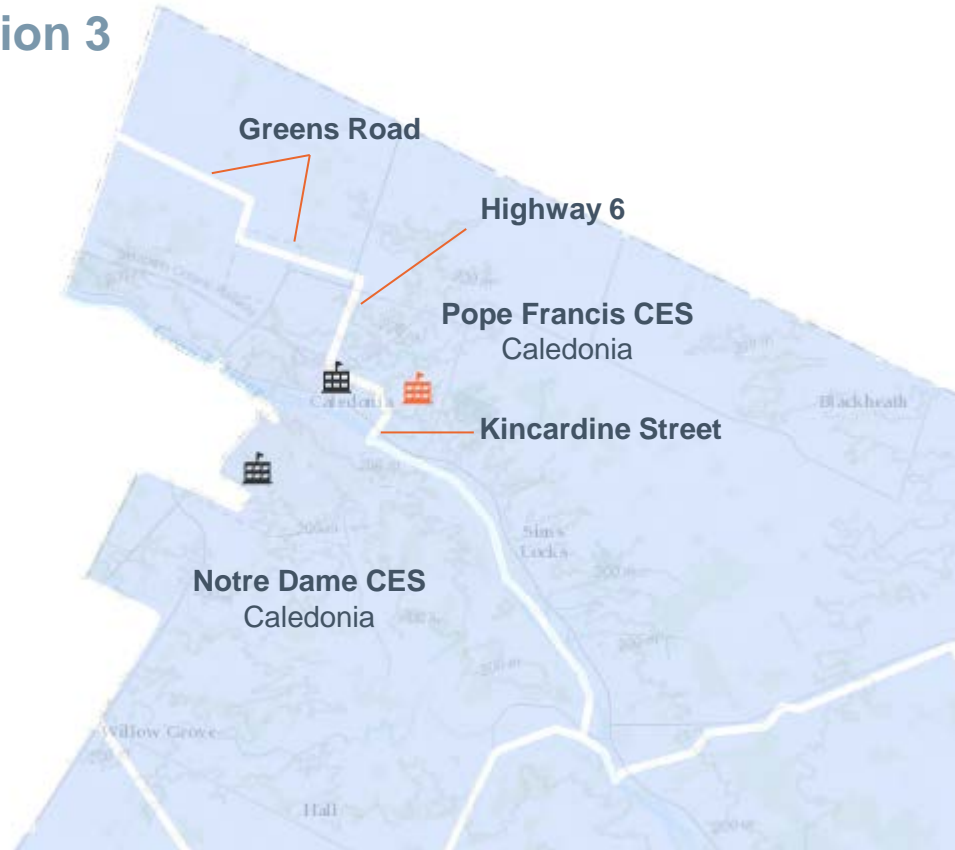
* Note: Longer Term FI projections ~275-300

- New Pope Francis CES attendance boundary created, and Notre Dame CES attendance area extended.
- All French Immersion sent to St. Patrick's CES (single-track).



Haldimand County Attendance Boundary Review

Idea for Consideration 3



Implementation Decisions & Discussions



- Enforce boundary crossing (return students to home schools)?
- Staffing requirements/needs
- School Space Audits/Temporary spaces

Next Steps



- Committee members to complete short survey regarding the first committee meeting and initial perspectives on this review (online)
- Committee members can submit questions or comments to haldimandcounty@bhncdsb.ca
- Public meeting: April 10th, 2024
- Prepare and present final options to Trustees for approval in the May 2024



QUESTIONS

