



 Watson
& Associates
ECONOMISTS LTD.

Haldimand County Attendance Boundary Review: Committee Meeting #3 & 4

Brant Haldimand Norfolk Catholic District School Board
May 9th, 2024 & May 16, 2024





Meeting Purpose

The purpose of Committee Meeting # 3 & 4 is to:

- **Review public feedback** on possible attendance boundary options; and,
- **Committee Members to provide final recommendation(s) to present to Trustees.**

Meeting Objectives

There are two primary questions for the committee to answer:

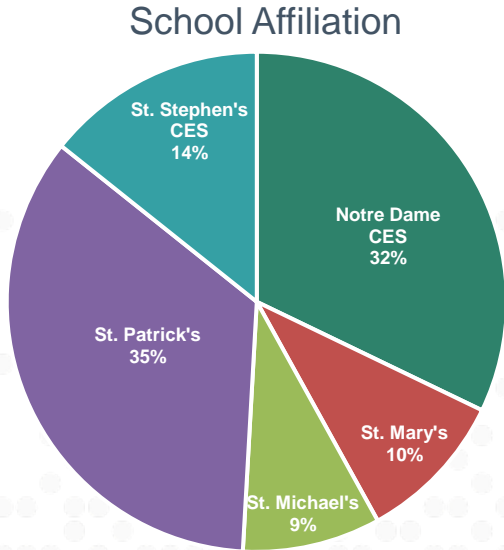
- **Should any solution** focus only on creating a school boundary for the new elementary school, or should any proposed boundary changes include schools in the remainder of the County as well?
- **How should existing students** be impacted by any decisions? Should students attending schools out of boundary be returned to their home school? Should some grades/students have legacy provisions and be allowed to remain at their existing schools?



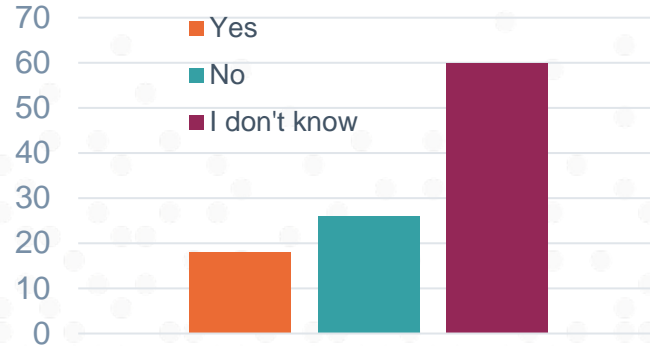
Public Survey Feedback

What We Heard...

108 Total Responses



Should the Haldimand Attendance Boundary Review consider other attendance boundary changes in addition to creating an attendance boundary for the new Pope Francis CES in Caledonia?



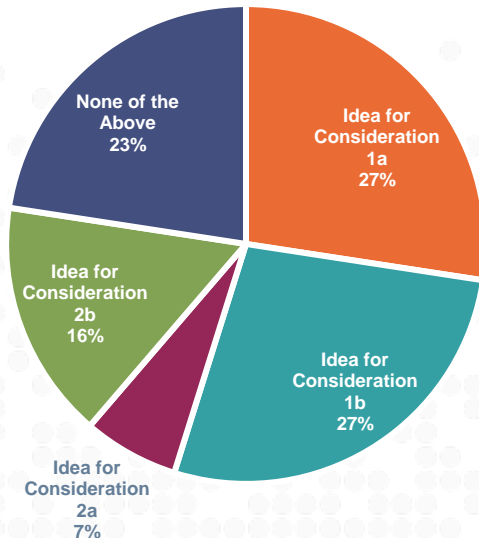


Public Survey Feedback

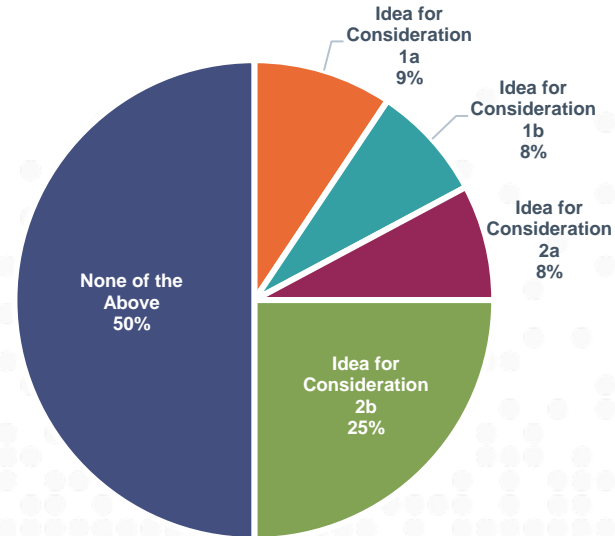
What We Heard...

108 Total Responses

Based on the information and data that has been presented, please indicate which, if any, of the ideas presented for consideration is preferred.



Based on the information and data that has been presented, please indicate which, if any, of the ideas presented for consideration is not desirable.





Public Survey Feedback

What We Heard...

108 Total Responses

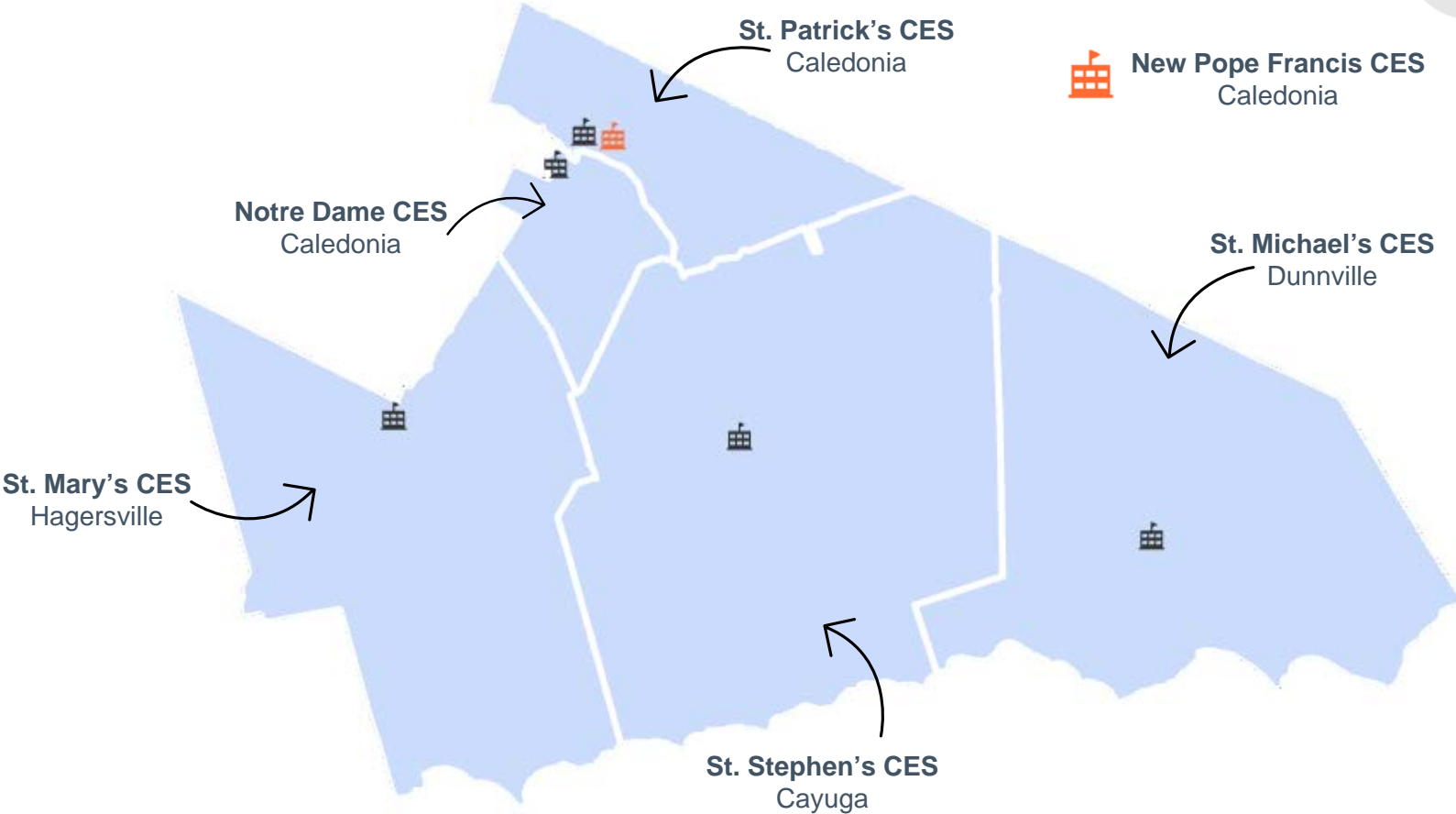
Considering your responses in Question 7 and 8, please provide feedback or elaborate on why certain Ideas for Consideration are / are not preferred.

- Students within the Avalon community should attend the new school, rural students should stay at existing boundary schools.
- Concern for enrolment numbers dropping too low at St. Patrick's CES
- What grades will have legacy provisions? Will siblings be included?
- Preference to keep students at St. Patrick's CES in stead of St. Stephen's CES
- Concern for St. Mary's CES utilization remaining above 100%

Are there any other considerations regarding the existing school or neighbourhood communities that school board staff and the consultant team should recognize and/or address within the scope of the Haldimand County Attendance Boundary Review?

- Can you look at an option to adjust the Notre Dame CES boundary to send some students to St. Patrick's CES
- St. Stephen's CES does not have space for additional students
- Considerations for students with disabilities?
- Boundary changes should only apply to new students, not current students
- Transportation considerations (for students in Pope Francis CES boundary that would like to remain at St. Patrick's CES)

Existing Attendance Boundaries



Current Situation

Historical and Projected Enrolments and Facility Utilization



Historical and Projected Enrolments

School	On-the-Ground Capacity	Historical				Current	Projected		
		2011/2012	2016/2017	2021/2022	2022/2023	2023/2024	2024/2025	2028/2029	2033/2034
Notre Dame CES (Caledonia)	400	362	268	314	347	366	431	572	599
St. Mary's CES	167	134	139	165	186	201	214	232	224
St. Michael's CES (Dunnvilve)	233	197	237	250	245	221	220	201	223
St. Patrick's CES (Caledonia)	259	137	139	263	310	393	429	591	735
St. Stephen's CES	199	167	135	156	162	165	168	187	185
Total	1,258	997	918	1,148	1,250	1,346	1,462	1,783	1,966

Historical and Projected Facility Utilizations

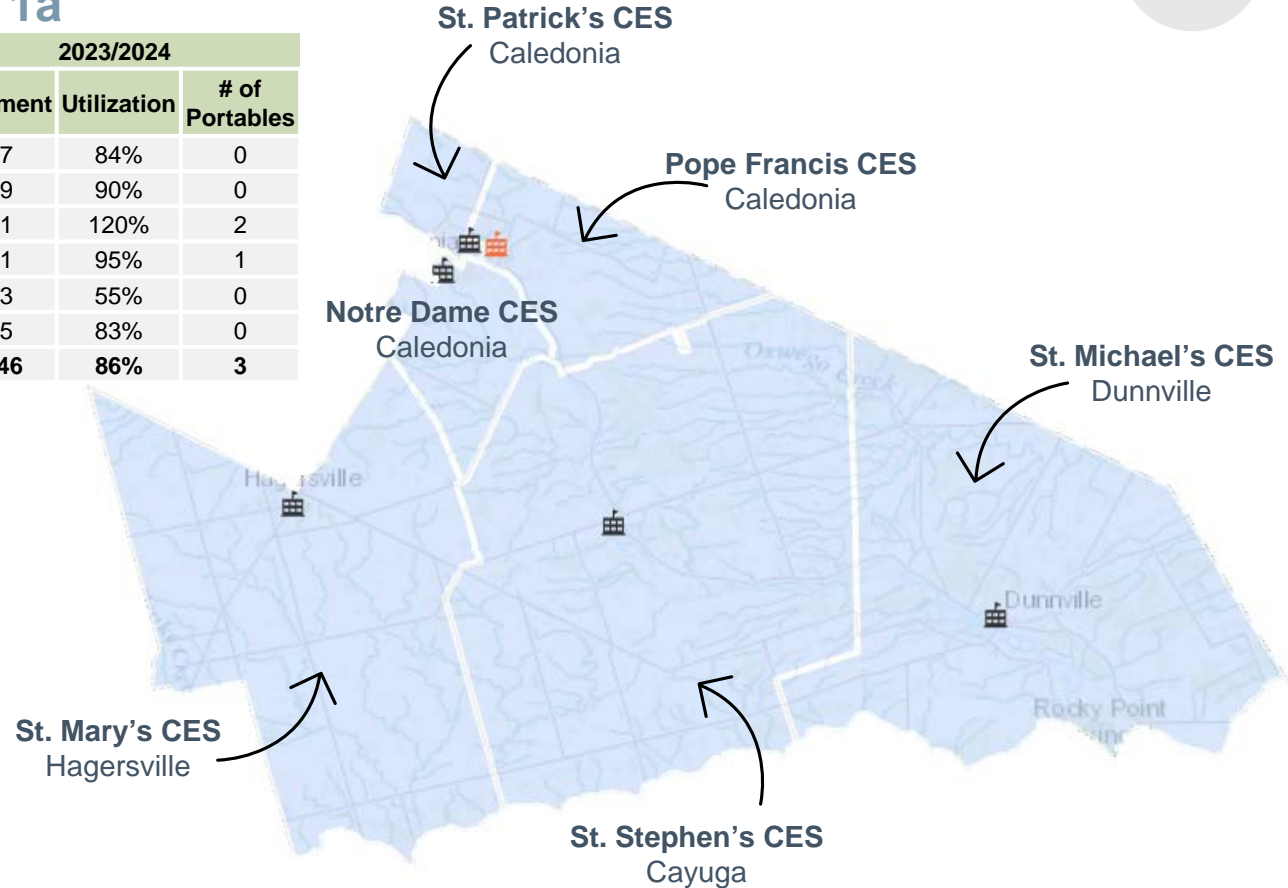
School	On-the-Ground Capacity	Historical				Current	Projected		
		2011/2012	2016/2017	2021/2022	2022/2023	2023/2024	2024/2025	2028/2029	2033/2034
Notre Dame CES (Caledonia)	400	91%	67%	79%	87%	92%	108%	143%	150%
St. Mary's CES	167	80%	83%	99%	111%	120%	128%	139%	134%
St. Michael's CES (Dunnvilve)	233	85%	102%	107%	105%	95%	94%	86%	96%
St. Patrick's CES (Caledonia)	259	53%	54%	102%	120%	152%	166%	228%	284%
St. Stephen's CES	199	84%	68%	78%	81%	83%	84%	94%	93%
Total	1,258	79%	73%	91%	99%	107%	116%	142%	156%

Haldimand County Attendance Boundary Review



Idea for Consideration 1a

School	On-the-Ground Capacity	2023/2024		
		Enrolment	Utilization	# of Portables
Pope Francis CES	305	257	84%	0
Notre Dame CES (Caledonia)	400	359	90%	0
St. Mary's CES	167	201	120%	2
St. Michael's CES (Dunnville)	233	221	95%	1
St. Patrick's CES (Caledonia)	259	143	55%	0
St. Stephen's CES	199	165	83%	0
Total	1,563	1,346	86%	3



- New Pope Francis CES attendance boundary created.
- This sends ~257 current JK-6 students to the new Pope Francis CES.
- St. Patrick's CES would drop to 55% utilization.

Haldimand County Attendance Boundary Review

Idea for Consideration 1a

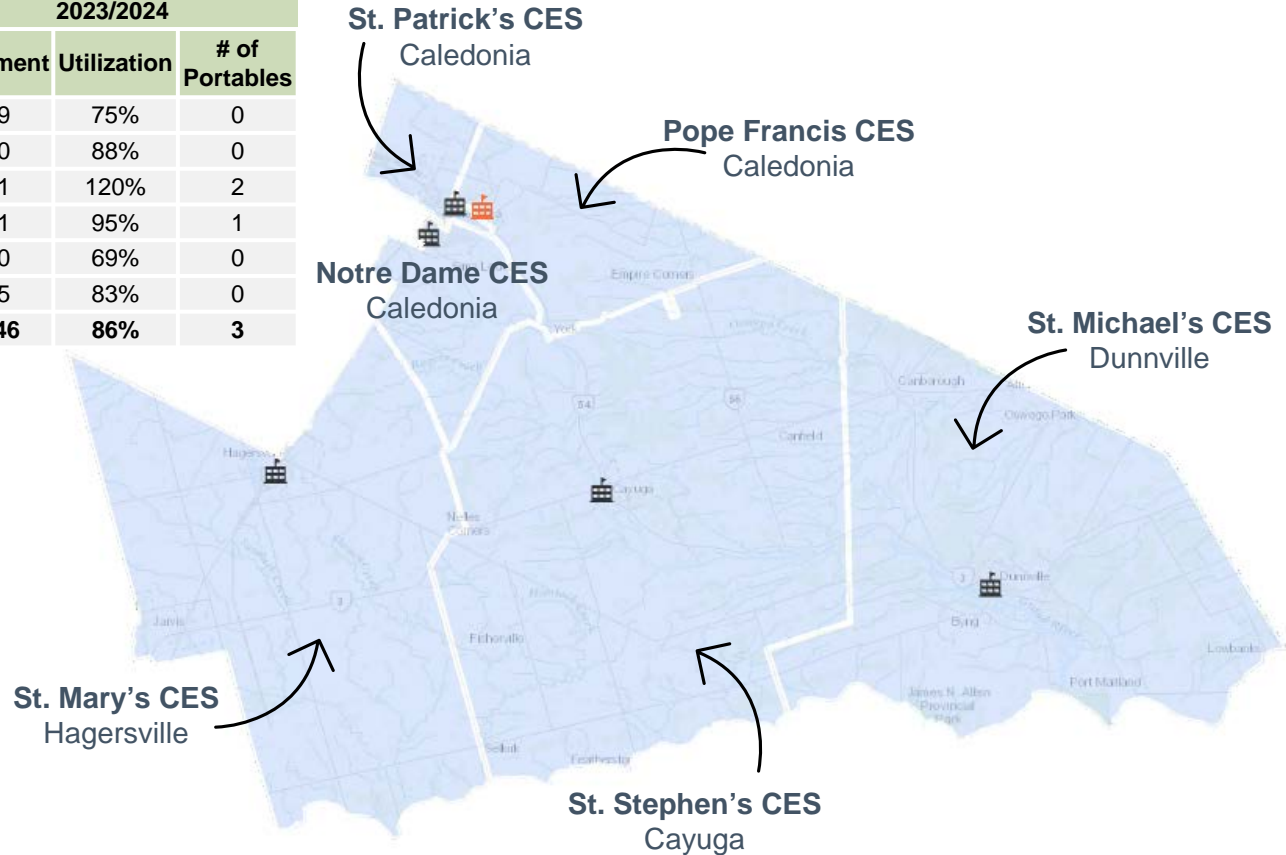




Haldimand County Attendance Boundary Review

Idea for Consideration 1b

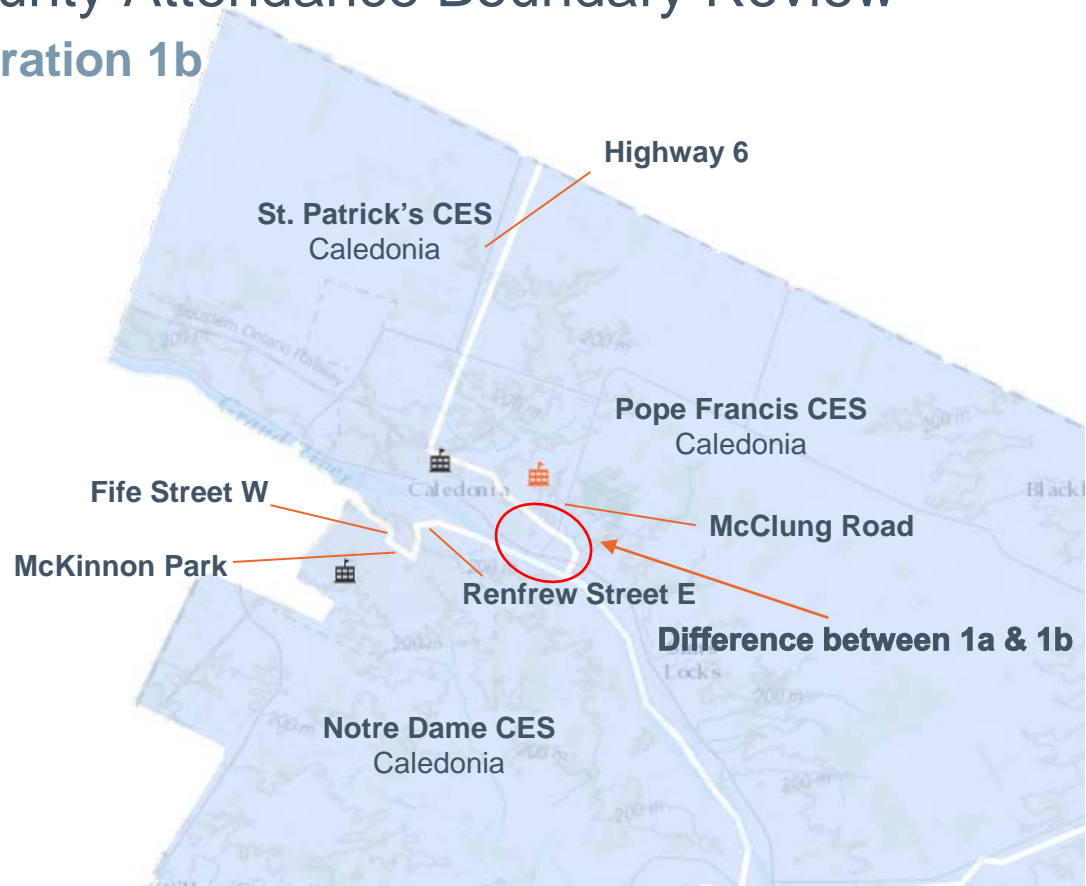
School	On-the-Ground Capacity	2023/2024		
		Enrolment	Utilization	# of Portables
Pope Francis CES	305	229	75%	0
Notre Dame CES (Caledonia)	400	350	88%	0
St. Mary's CES	167	201	120%	2
St. Michael's CES (Dunnville)	233	221	95%	1
St. Patrick's CES (Caledonia)	259	180	69%	0
St. Stephen's CES	199	165	83%	0
Total	1,563	1,346	86%	3



- New Pope Francis CES attendance boundary created.
- This sends ~229 current JK-6 students to the new Pope Francis CES.
- St. Patrick's CES would drop to 69% utilization.

Haldimand County Attendance Boundary Review

Idea for Consideration 1b





Committee Decisions & Discussion

Recommendations

- Does the committee agree with the public, regarding options 2 (i.e. schools outside Caledonia) and to not consider those options as part of the final recommendation?
- Option 1A or 1B?
 - *Consultant Info: Option 1B has a greater number of existing students remaining at St. Patrick and more available space at Pope Francis upon opening, leaving more room for future enrolment growth.*
- Enforce boundary crossing (return students to home schools)?
- Legacy Agreements? (analysis on next slide)



Legacy Agreements

1. Question Asked From the Public: Can all existing students have legacy provisions?

No. There would not be enough students to open the new school and ensure proper resources and staffing.

2. Options considered are to legacy students **currently**:
 - a. **In Grade 6 + siblings = 67 total students (Option 1a) OR 64 total students (Option 1b)**
 - b. **In Grades 5 & 6 + siblings = 99 total students (Option 1a) OR 96 total students (Option 1b)**

N.B. The above grade recommendations could change should there be delays in school opening.



Legacy Agreements

Idea for Consideration 1a with legacy option A (existing grade 6s)

School	On-the-Ground Capacity	2023/2024		
		Enrolment	Utilization	# of Portables
Pope Francis CES	305	190	62%	0
Notre Dame CES (Caledonia)	400	359	90%	0
St. Mary's CES	167	201	120%	2
St. Michael's CES (Dunnville)	233	221	95%	1
St. Patrick's CES (Caledonia)	259	210	81%	0
St. Stephen's CES	199	165	83%	0
Total	1,563	1,346	86%	3

Idea for Consideration 1a with legacy option B (existing grade 5/6s)

School	On-the-Ground Capacity	2023/2024		
		Enrolment	Utilization	# of Portables
Pope Francis CES	305	158	52%	0
Notre Dame CES (Caledonia)	400	359	90%	0
St. Mary's CES	167	201	120%	2
St. Michael's CES (Dunnville)	233	221	95%	1
St. Patrick's CES (Caledonia)	259	242	93%	0
St. Stephen's CES	199	165	92%	0
Total	1,563	1,346	86%	3

Idea for Consideration 1b with legacy option A (existing grade 6s)

School	On-the-Ground Capacity	2023/2024		
		Enrolment	Utilization	# of Portables
Pope Francis CES	305	165	54%	0
Notre Dame CES (Caledonia)	400	350	88%	0
St. Mary's CES	167	201	120%	2
St. Michael's CES (Dunnville)	233	221	95%	1
St. Patrick's CES (Caledonia)	259	244	94%	0
St. Stephen's CES	199	165	83%	0
Total	1,563	1,346	86%	3

Idea for Consideration 1b with legacy option B (existing grade 5/6s)

School	On-the-Ground Capacity	2023/2024		
		Enrolment	Utilization	# of Portables
Pope Francis CES	305	133	44%	0
Notre Dame CES (Caledonia)	400	350	88%	0
St. Mary's CES	167	201	120%	2
St. Michael's CES (Dunnville)	233	221	95%	1
St. Patrick's CES (Caledonia)	259	276	107%	1
St. Stephen's CES	199	165	83%	0
Total	1,563	1,346	86%	4





Next Steps

1. Committee members to provide final recommendation(s) for consideration.
2. Prepare and present final options to Trustees for consideration and approval on May 28, 2024
3. Transition/Implementation/Communication



QUESTIONS





APPENDIX

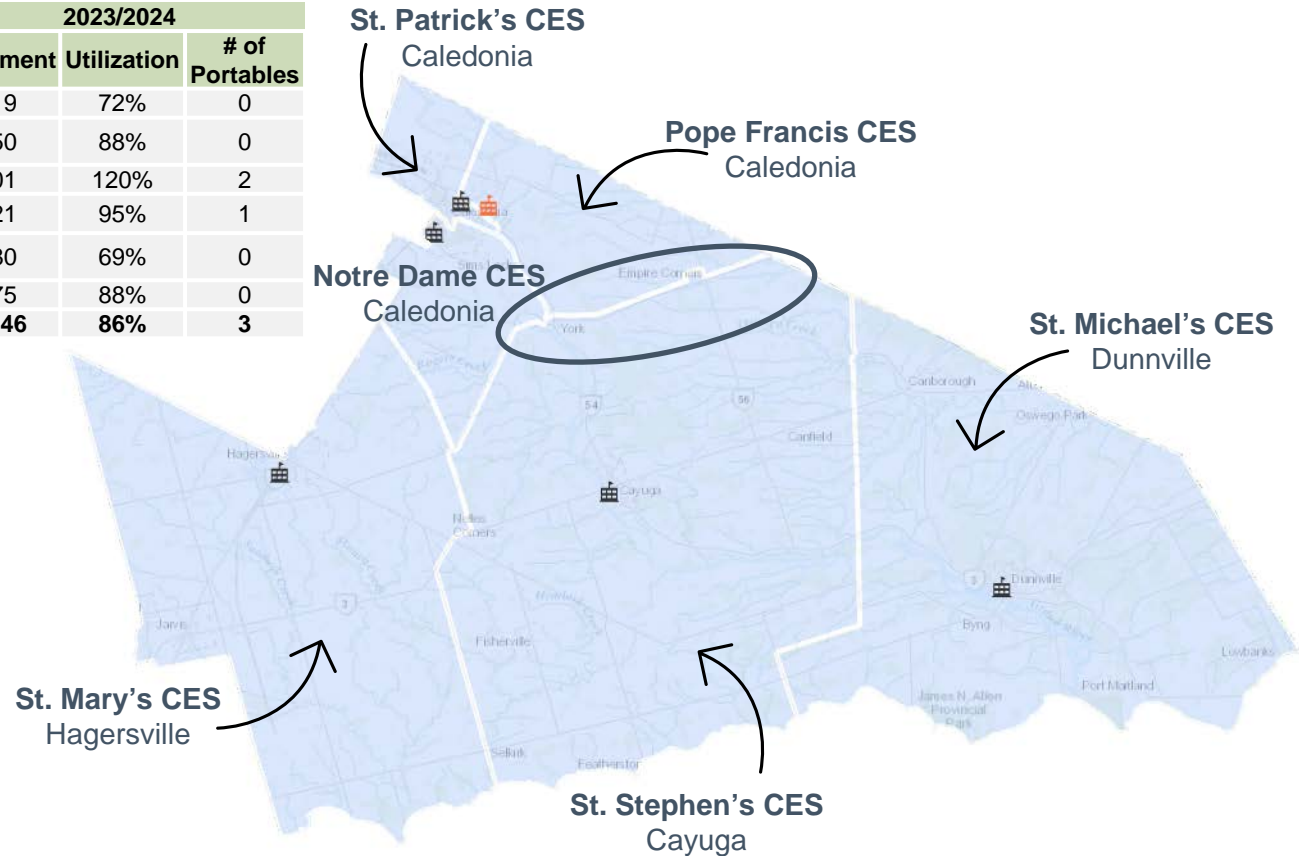
(Ideas 2a/2b)



Haldimand County Attendance Boundary Review

Idea for Consideration 2a

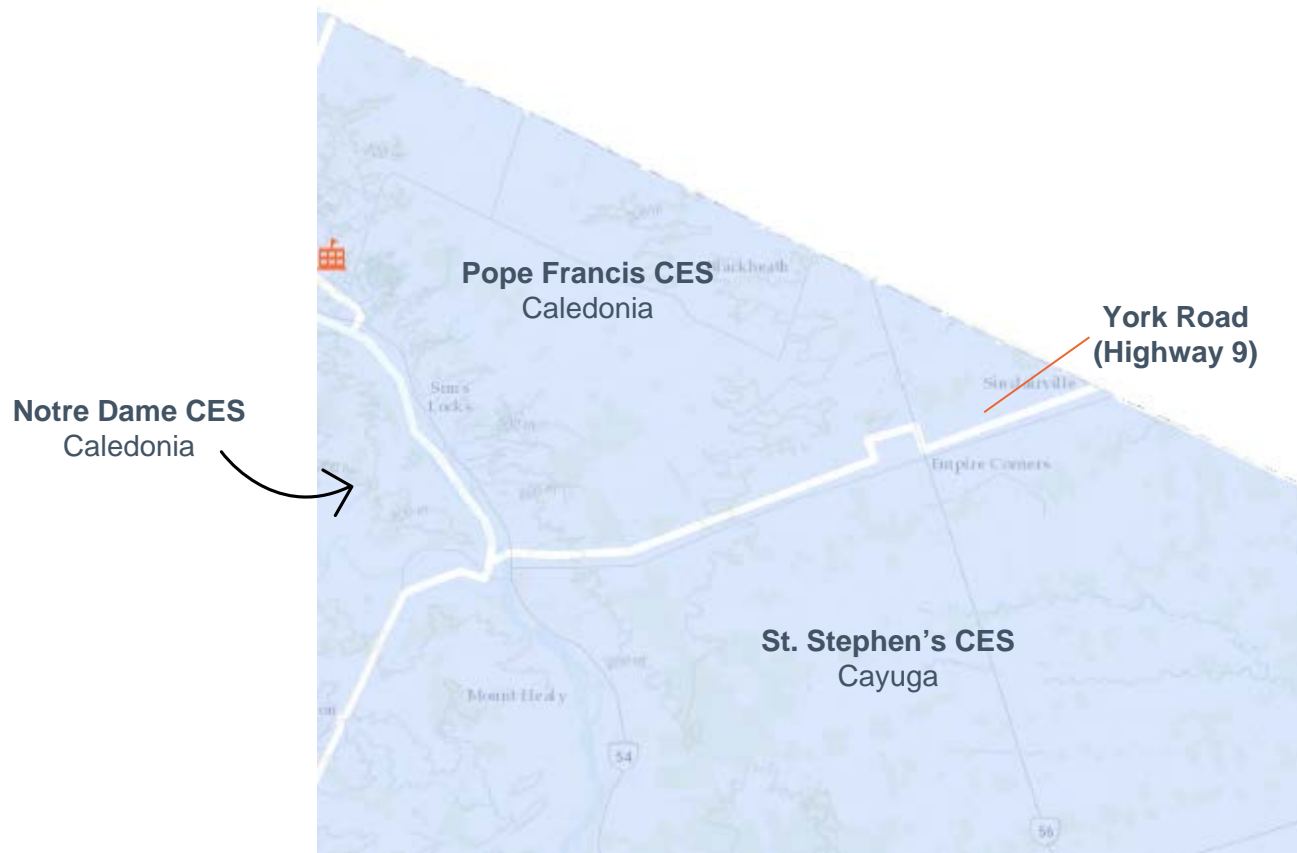
School	On-the-Ground Capacity	2023/2024		
		Enrolment	Utilization	# of Portables
Pope Francis CES	305	219	72%	0
Notre Dame CES (Caledonia)	400	350	88%	0
St. Mary's CES	167	201	120%	2
St. Michael's CES (Dunnville)	233	221	95%	1
St. Patrick's CES (Caledonia)	259	180	69%	0
St. Stephen's CES	199	175	88%	0
Total	1,563	1,346	86%	3



- New Pope Francis CES attendance boundary created. Adjusted with St. Stephen's CES boundary to follow York Road (Highway 9) and send ~10 students from York and Empire Corners to St. Stephen's CES.

Haldimand County Attendance Boundary Review

Idea for Consideration 2a

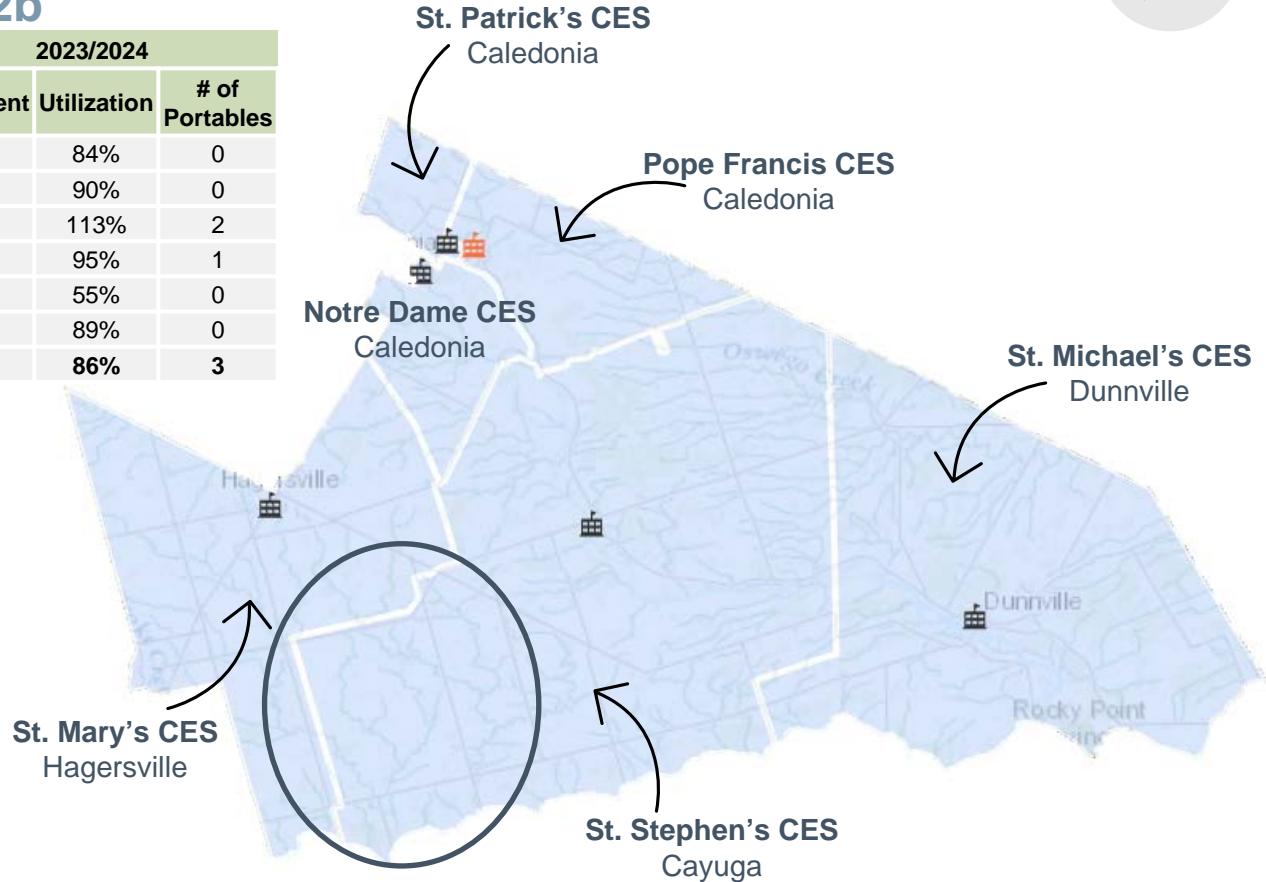




Haldimand County Attendance Boundary Review

Idea for Consideration 2b

School	On-the-Ground Capacity	2023/2024		
		Enrolment	Utilization	# of Portables
Pope Francis CES	305	257	84%	0
Notre Dame CES (Caledonia)	400	359	90%	0
St. Mary's CES	167	188	113%	2
St. Michael's CES (Dunnville)	233	221	95%	1
St. Patrick's CES (Caledonia)	259	143	55%	0
St. Stephen's CES	199	178	89%	0
Total	1,563	1,346	86%	3



- New Pope Francis CES attendance boundary created.
- Consideration of 'tweaks' to other school boundaries?
- Additional boundary change between St. Mary's CES and St. Stephen's CES to lower St. Mary's utilization rate.

Haldimand County Attendance Boundary Review

Idea for Consideration 2b

