



## Norfolk County Attendance Boundary Review: Committee Recommendation

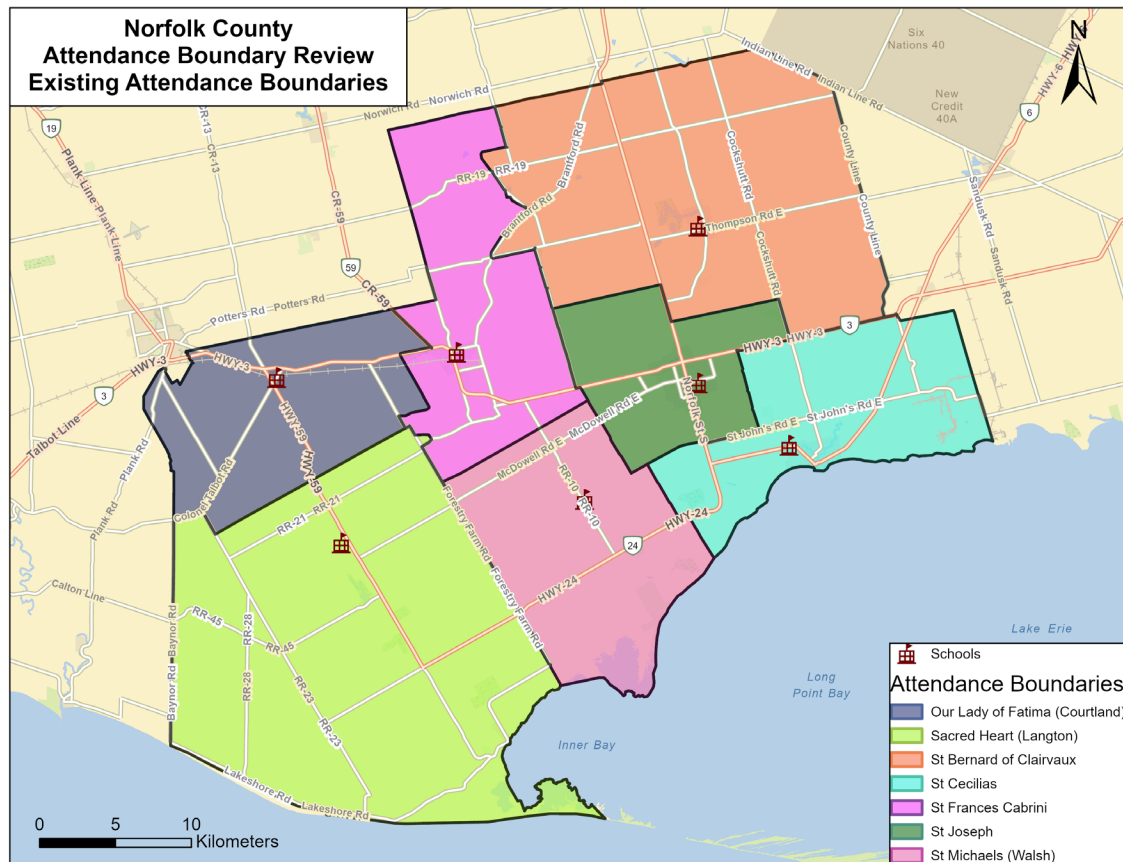
---

Brant Haldimand Norfolk Catholic District School Board  
May 20, 2025



# Current Situation

## Existing Attendance Boundaries



# Current Situation

## Historical and Projected Enrolments and Facility Utilization



School	On-the-Ground Capacity	Historical			Current	Projected		
		2011/ 2012	2016/ 2017	2021/ 2022	2024 / 2025	2025 / 2026	2029 / 2030	2034 / 2035
Our Lady of Fatima (Courtland)	141	113	102	79	70	69	54	48
Sacred Heart (Langton)	294	250	202	160	148	149	130	130
St. Bernard of Clairvaux	210	200	161	263	326	319	344	353
St Cecilia's	190	184	137	129	140	156	215	228
St Frances Cabrini	268	232	249	315	317	321	346	361
St. Joseph's	446	425	451	551	605	617	644	731
St Michael's (Walsh)	164	111	100	95	92	89	82	69
<b>Total</b>	<b>1,713</b>	<b>1,515</b>	<b>1,402</b>	<b>1,592</b>	<b>1,698</b>	<b>1,721</b>	<b>1,816</b>	<b>1,921</b>

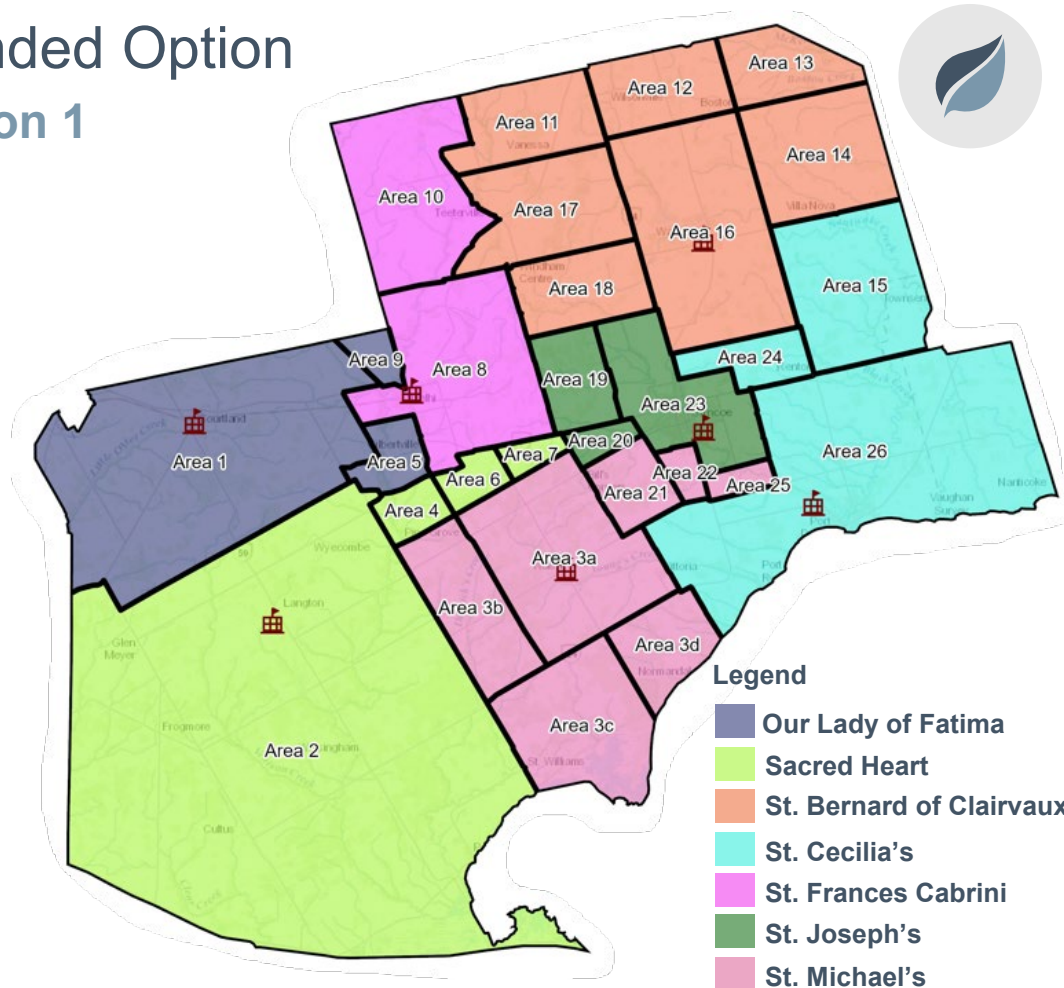
School	On-the-Ground Capacity	Historical			Current	Projected		
		2011/ 2012	2016/ 2017	2021/ 2022	2024 / 2025	2025 / 2026	2029 / 2030	2034 / 2035
Our Lady of Fatima (Courtland)	141	80%	72%	56%	50%	49%	38%	34%
Sacred Heart (Langton)	294	85%	69%	54%	50%	51%	44%	44%
St. Bernard of Clairvaux	210	95%	77%	125%	155%	152%	164%	168%
St Cecilia's	190	97%	72%	68%	74%	82%	113%	120%
St Frances Cabrini	268	87%	93%	118%	118%	120%	129%	135%
St. Joseph's	446	95%	101%	124%	136%	138%	144%	164%
St Michael's (Walsh)	164	68%	61%	58%	56%	54%	50%	42%
<b>Total</b>	<b>1,713</b>	<b>88%</b>	<b>82%</b>	<b>93%</b>	<b>99%</b>	<b>100%</b>	<b>106%</b>	<b>112%</b>

# Final Committee Recommended Option

## Preliminary Idea for Consideration 1

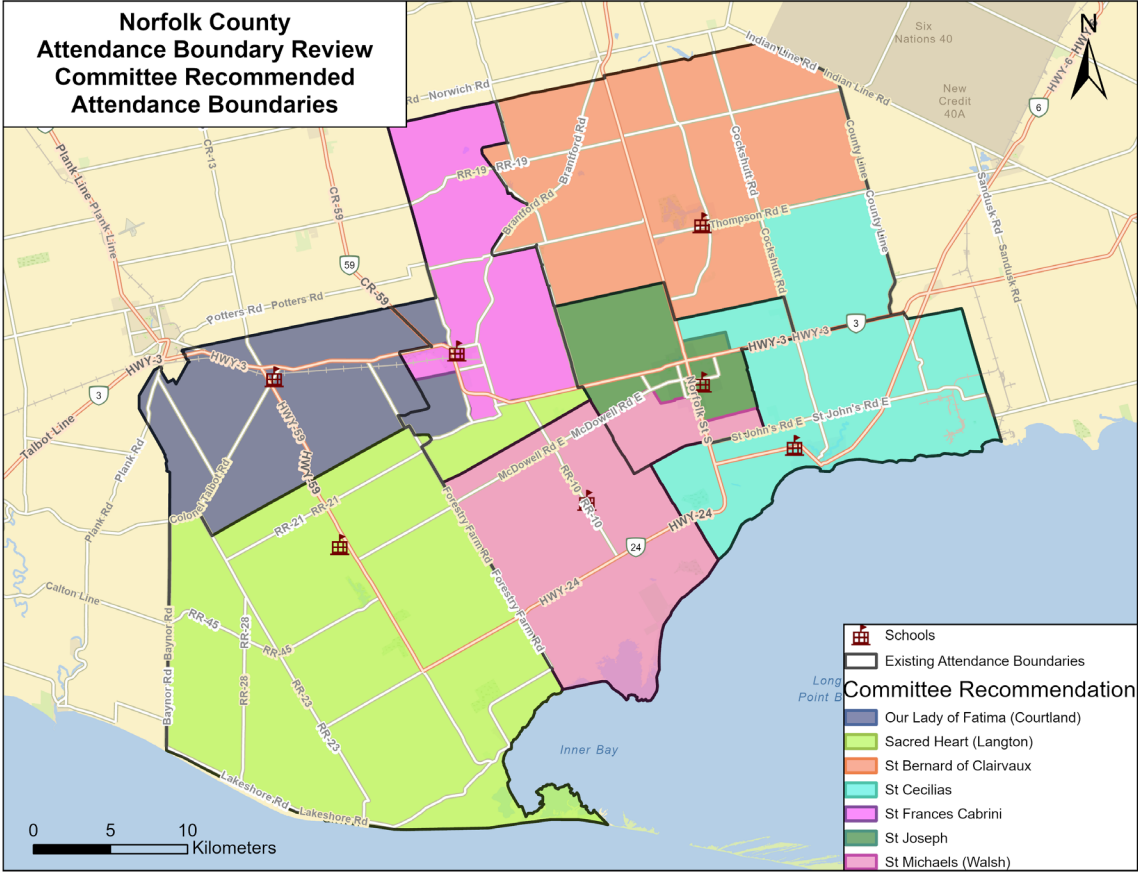
- Areas 5+9 from St. Frances Cabrini sent to Our Lady of Fatima
- Areas 4+6+7 from St. Frances Cabrini sent to Sacred Heart
- Area 15 from St. Bernard of Clairvaux and Area 24 from St. Joseph's sent to St. Cecilia's
- Areas 21+22+25 from St. Joseph's sent to St. Michael's
- **FI remains unchanged**
- Sacred Heart's utilization remains around 50%
- St. Bernard of Clairvaux's utilization remains high but has 5 portables on site to accommodate students.

School	On-the-Ground Capacity	2024/2025		
		Enrol	Utz	Ports
Our Lady of Fatima (Courtland)	141	105	75%	0
Sacred Heart (Langton)	294	153	52%	0
St. Bernard of Clairvaux	210	302	144%	4
St Cecilia's	190	180	95%	0
St Frances Cabrini	268	262	97%	0
St. Joseph's	446	553	124%	5
St Michael's (Walsh)	164	157	96%	0
<b>Total</b>	<b>1,713</b>	<b>1,712</b>	<b>100%</b>	<b>9</b>



# Final Committee Recommended Option

## Committee Recommended Attendance Boundaries





# Final Committee Recommended Option



## Preliminary Idea for Consideration 1 with Legacy Provisions

School	On-the-Ground Capacity	2024/2025			Difference		
		Enrol	Utz	Ports	Enrol	Utz	Ports
Our Lady of Fatima (Courtland)	141	93	66%	0	+23	+16%	0
Sacred Heart (Langton)	294	157	53%	0	+9	+3%	0
St. Bernard of Clairvaux	210	311	148%	4	-16	-8%	-1
St Cecilia's	190	166	87%	0	+24	+13%	0
St Frances Cabrini	268	285	106%	1	-32	-12%	0
St. Joseph's	446	579	130%	6	-34	-8%	-6
St Michael's (Walsh)	164	119	73%	0	+26	+16%	0
<b>Total</b>	<b>1,713</b>	<b>1,710</b>	<b>100%</b>	<b>11</b>	<b>+0</b>	<b>0%</b>	<b>-7</b>

## Proposed Implementation Year with Legacy Provisions

School	On-the-Ground Capacity	2026/2027			Difference		
		Enrol	Utz	Ports	Enrol	Utz	Ports
Our Lady of Fatima (Courtland)	141	98	69%	0	+31	+22%	0
Sacred Heart (Langton)	294	152	52%	0	+12	+4%	0
St. Bernard of Clairvaux	210	308	147%	4	-21	-10%	-1
St Cecilia's	190	205	108%	1	+32	+17%	1
St Frances Cabrini	268	283	106%	1	-43	-16%	-2
St. Joseph's	446	584	131%	6	-45	-10%	-2
St Michael's (Walsh)	164	120	73%	0	+35	+21%	0
<b>Total</b>	<b>1,713</b>	<b>1,752</b>	<b>102%</b>	<b>12</b>	<b>+0</b>	<b>0%</b>	<b>-4</b>

- The proposed boundary changes will result in ~109 JK-6 students moving upon implementation (2026/2027)
  - ~43 students will move from St. Frances Cabrini CES to Our Lady of Fatima CES or Sacred Heart CES
  - ~45 students will move from St. Joseph's CES to St. Michael's CES or St. Cecilia's CES
  - ~21 students will move from St. Bernard of Clairvaux CES to St. Cecilia's CES
- St. Frances Cabrini CES utilization is expected to decline to 102% from 122%, St. Joseph's CES utilization will decline to 131% from 141%, and St. Bernard of Clairvaux CES utilization will decline to 147% from 157%.



**THAT** the Brant Haldimand Norfolk Catholic District School Board approve the amended school attendance boundaries for Norfolk County, as outlined in Figure 2, **effective September 2026**.

**THAT** legacy provisions be implemented to permit currently enrolled Grade 5 and 6 students (2024–25 school year) at affected schools to remain at their existing school through to Grade 8.



# QUESTIONS