

WELCOME



Brant Haldimand Norfolk Catholic District School Board Norfolk County Attendance Boundary Review

Process



Review
Materials



Ask
Questions

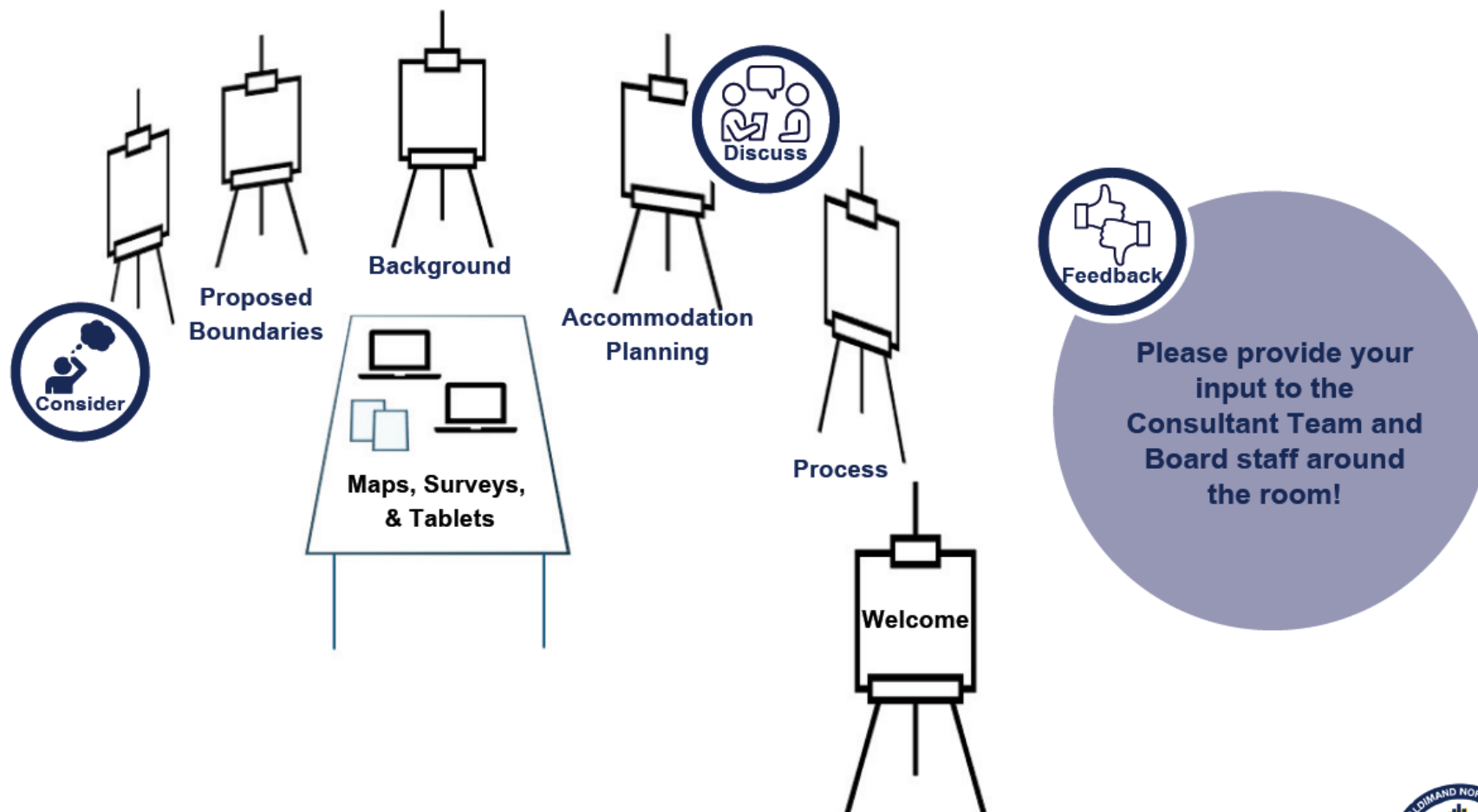


Provide
Feedback

Please provide your feedback!



NORFOLK COUNTY ATTENDANCE BOUNDARY REVIEW



SCHOOL BOARD ACCOMMODATION PLANNING



School board accommodation planning supports and guides decision-making related to:

- Providing student accommodation;
- Planning for long-term growth needs and capital investments;
- Assessing program delivery models and locations;
- Optimizing the use of existing school facilities; and,
- Supporting student achievement in alignment with the Board's vision and priorities.

Attendance Boundary Reviews - Administrative Procedure OPS 400.24

Review Process



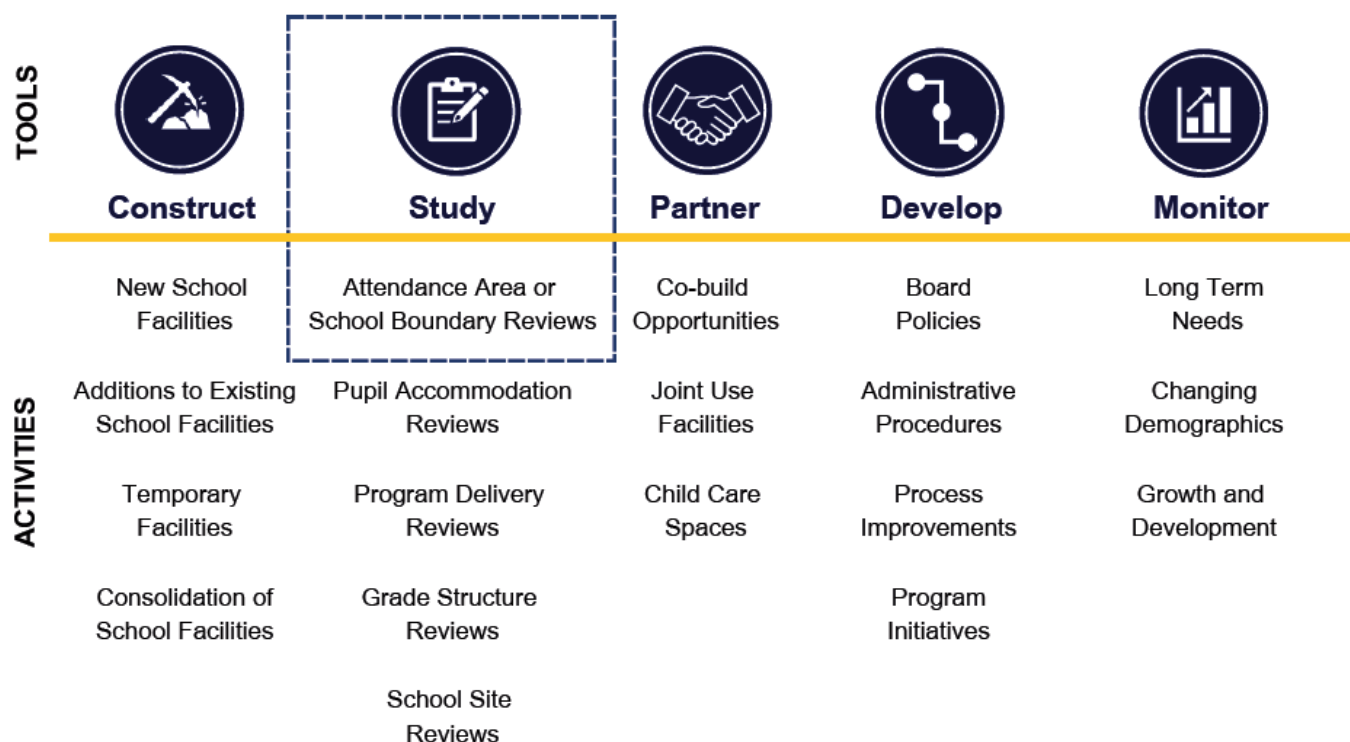
Changes in student enrolment, program demands, new school construction and other factors may result in the need for changes to school boundaries.





ACCOMMODATION PLANNING TOOLBOX

The Accommodation Planning Toolbox contains tools to support student accommodation and capital planning actions and initiatives. The purpose of the **Norfolk County Attendance Boundary Review** is to better balance student enrolment across existing school facilities in the County.





CURRENT SITUATION - ENROLMENT & UTILIZATION

Historical and Projected Enrolment and Facility Utilization

School	On-the-Ground Capacity	Historical			Current	Projected		
		2011/ 2012	2016/ 2017	2021/ 2022	2024 / 2025	2025 / 2026	2029 / 2030	2034 / 2035
Our Lady of Fatima (Courtland)	141	113	102	79	70	69	54	48
Sacred Heart (Langton)	294	250	202	160	148	149	130	130
St. Bernard of Clairvaux	210	200	161	263	326	319	344	353
St Cecilia's	190	184	137	129	140	156	215	228
St Frances Cabrini	268	232	249	315	317	321	346	361
St. Joseph's	446	425	451	551	605	617	644	731
St Michael's (Walsh)	164	111	100	95	92	89	82	69
Total	1,713	1,515	1,402	1,592	1,698	1,721	1,816	1,921

School	On-the-Ground Capacity	Historical			Current	Projected		
		2011/ 2012	2016/ 2017	2021/ 2022	2024 / 2025	2025 / 2026	2029 / 2030	2034 / 2035
Our Lady of Fatima (Courtland)	141	80%	72%	56%	50%	49%	38%	34%
Sacred Heart (Langton)	294	85%	69%	54%	50%	51%	44%	44%
St. Bernard of Clairvaux	210	95%	77%	125%	155%	152%	164%	168%
St Cecilia's	190	97%	72%	68%	74%	82%	113%	120%
St Frances Cabrini	268	87%	93%	118%	118%	120%	129%	135%
St. Joseph's	446	95%	101%	124%	136%	138%	144%	164%
St Michael's (Walsh)	164	68%	61%	58%	56%	54%	50%	42%
Total	1,713	88%	82%	93%	99%	100%	106%	112%

BRANT HALDIMAND NORFOLK CATHOLIC DISTRICT SCHOOL BOARD

Public Information Session | 2025 Norfolk Attendance Boundary Review | 2025



- 3 Schools currently operating above capacity (St. Bernard of Clairvaux CES, St. Frances Cabrini CES, and St. Joseph CES)
- 3 Schools currently operating at half capacity (Our Lady of Fatima CES, Sacred Heart CES, and St. Michael's CES)
- French Immersion offered at one location for all of Norfolk County (St. Joseph CES)

Our Lady of Fatima CES
Courtland

St. Frances Cabrini CES
Delhi

St. Bernard of Clairvaux CES
Waterford

St. Cecilia's CES
Port Dover

St. Joseph's CES
Simcoe

St. Michael's CES
Walsh

Sacred Heart CES
Langton

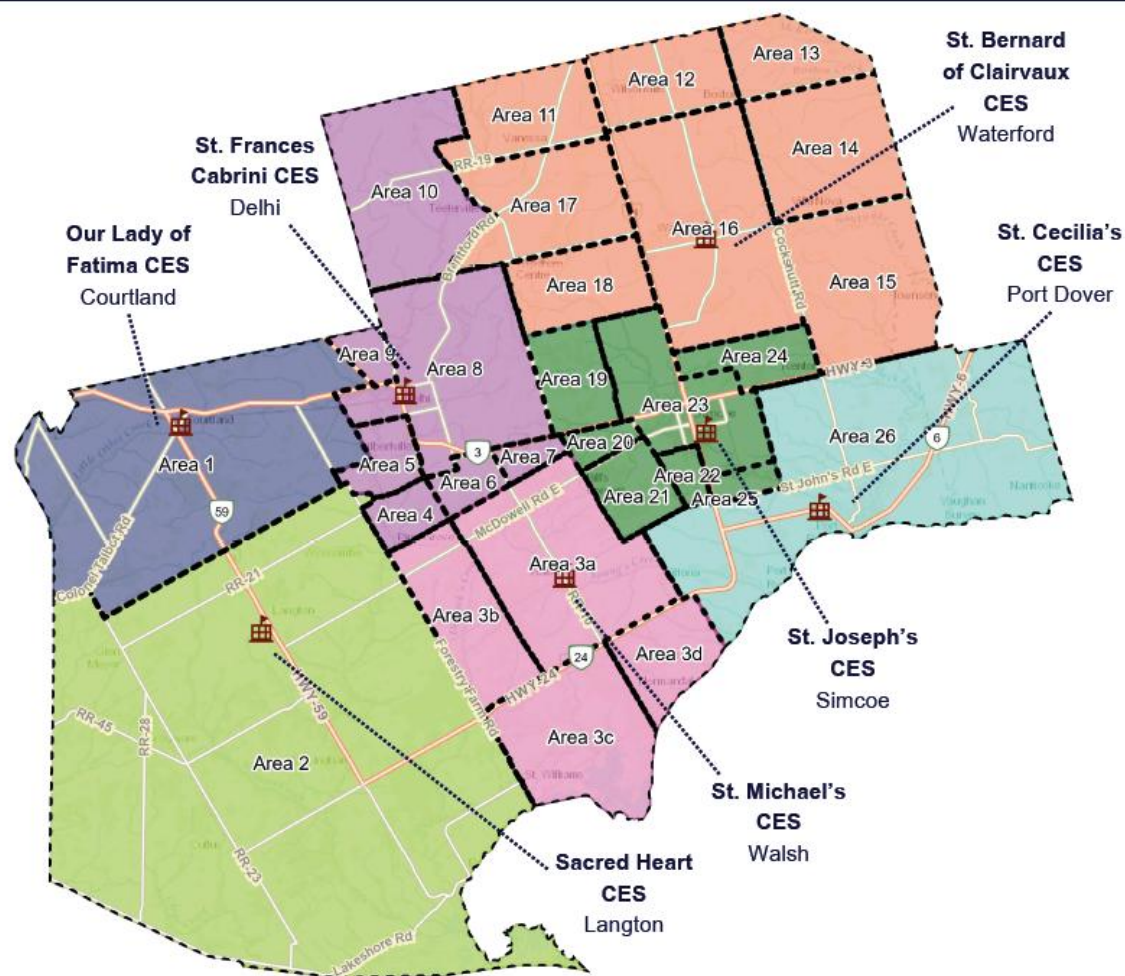
BRANT HALDIMAND NORFOLK CATHOLIC DISTRICT SCHOOL BOARD

Public Information Session | 2025 Norfolk Attendance Boundary Review | 2025



CURRENT SITUATION - STUDY AREAS

School	Area	Students
Our Lady of Fatima	Area 1	72
Sacred Heart	Area 2	142
St. Michael's	Area 3 (Total)	114
	Area 3a	52
	Area 3b	27
	Area 3c	30
	Area 3d	5
St. Francis Cabrini	Area 4	7
	Area 5	23
	Area 6	4
St. Bernard of Clairvaux	Area 7	1
	Area 8	245
	Area 9	15
	Area 10	11
St. Joseph	Area 11	18
	Area 12	16
	Area 13	14
	Area 14	17
	Area 15	34
	Area 16	188
	Area 17	24
	Area 18	19
St. Cecilia's	Area 19	10
	Area 20	7
	Area 21	13
	Area 22	36
	Area 23	341
	Area 24	14
St. Joseph's	Area 25	4
	Area 26	140
	Area 27	140
Total		1,529



Source: Derived from October 2024 student plots.

BRANT HALDIMAND NORFOLK CATHOLIC DISTRICT SCHOOL BOARD

Public Information Session | 2025 Norfolk Attendance Boundary Review | 2025



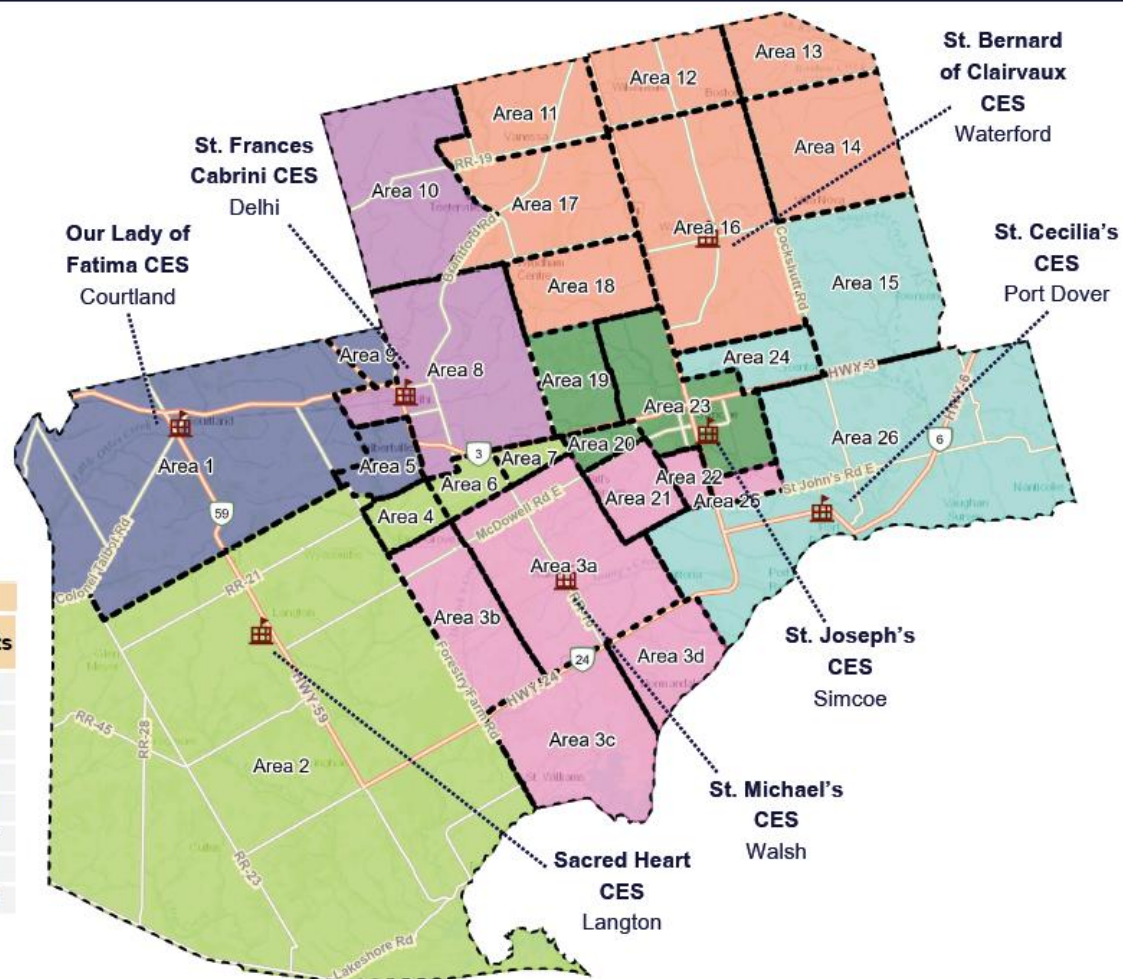
PRELIMINARY IDEA FOR CONSIDERATION 1

Proposed Changes

- Areas 5+9 from St. Frances Cabrini sent to Our Lady of Fatima
- Areas 4+6+7 from St. Frances Cabrini sent to Sacred Heart
- Area 15 from St. Bernard of Clairvaux and Area 24 from St. Joseph's sent to St. Cecilia's
- Areas 21+22+25 from St. Joseph's sent to St. Michael's
- FI remains **unchanged**

School	On-the-Ground Capacity	2024/2025			Difference		
		Enrol	Utz	Ports	Enrol	Utz	Ports
Our Lady of Fatima (Courtland)	141	106	75%	0	+36	+26%	0
Sacred Heart (Langton)	294	153	52%	0	+5	+2%	0
St. Bernard of Clairvaux	210	302	144%	4	-25	-12%	-1
St Cecilia's	190	180	95%	0	+38	+20%	0
St Frances Cabrini	268	261	97%	0	-56	-21%	-1
St. Joseph's	446	553	124%	5	-60	-13%	-7
St Michael's (Walsh)	164	157	96%	0	+64	+39%	0
Total	1,713	1,712	100%	9	+2	0%	-9

Source: Derived from October 2024 student plots.

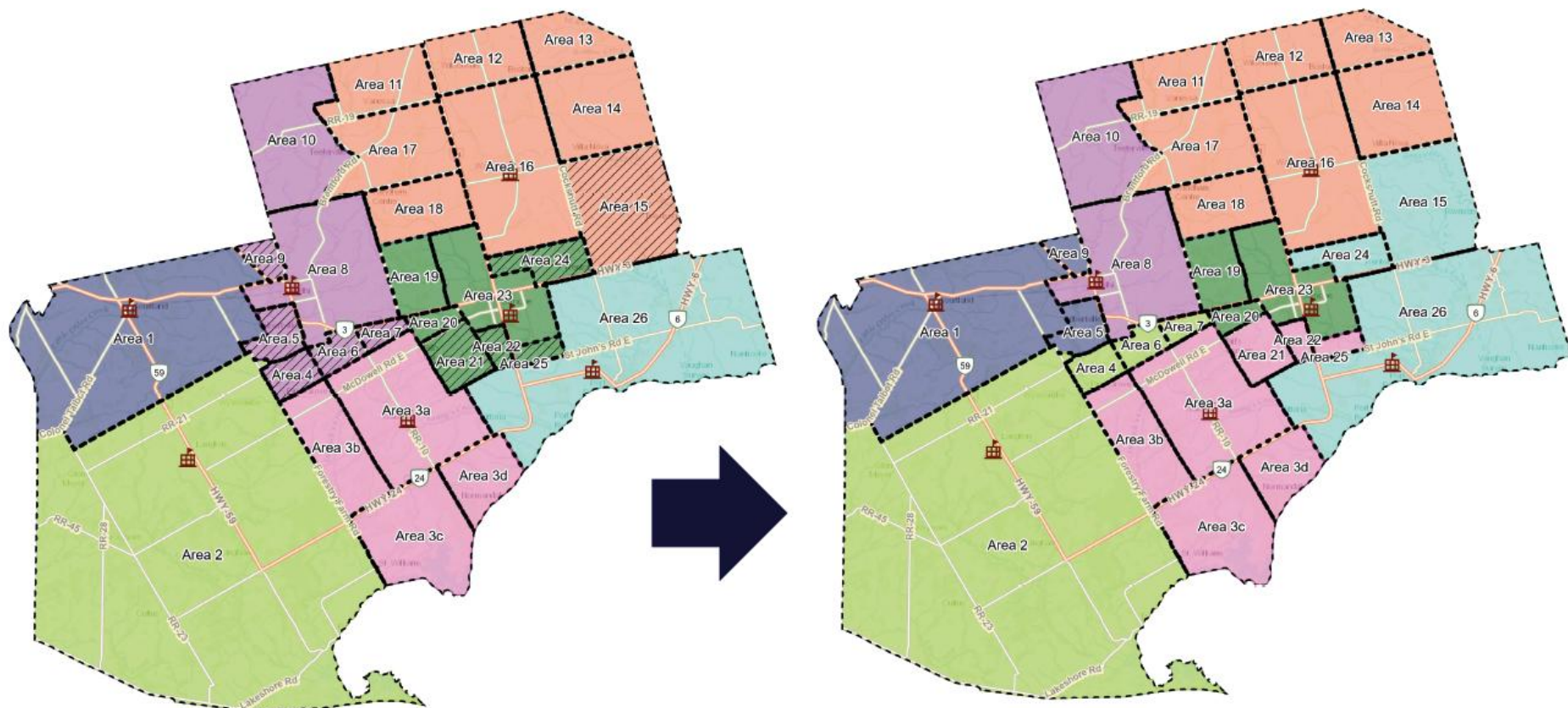


BRANT HALDIMAND NORFOLK CATHOLIC DISTRICT SCHOOL BOARD

Public Information Session | 2025 Norfolk Attendance Boundary Review | 2025



Proposed Attendance Boundaries



Public Information Session | 2025 Norfolk Attendance Boundary Review | 2025



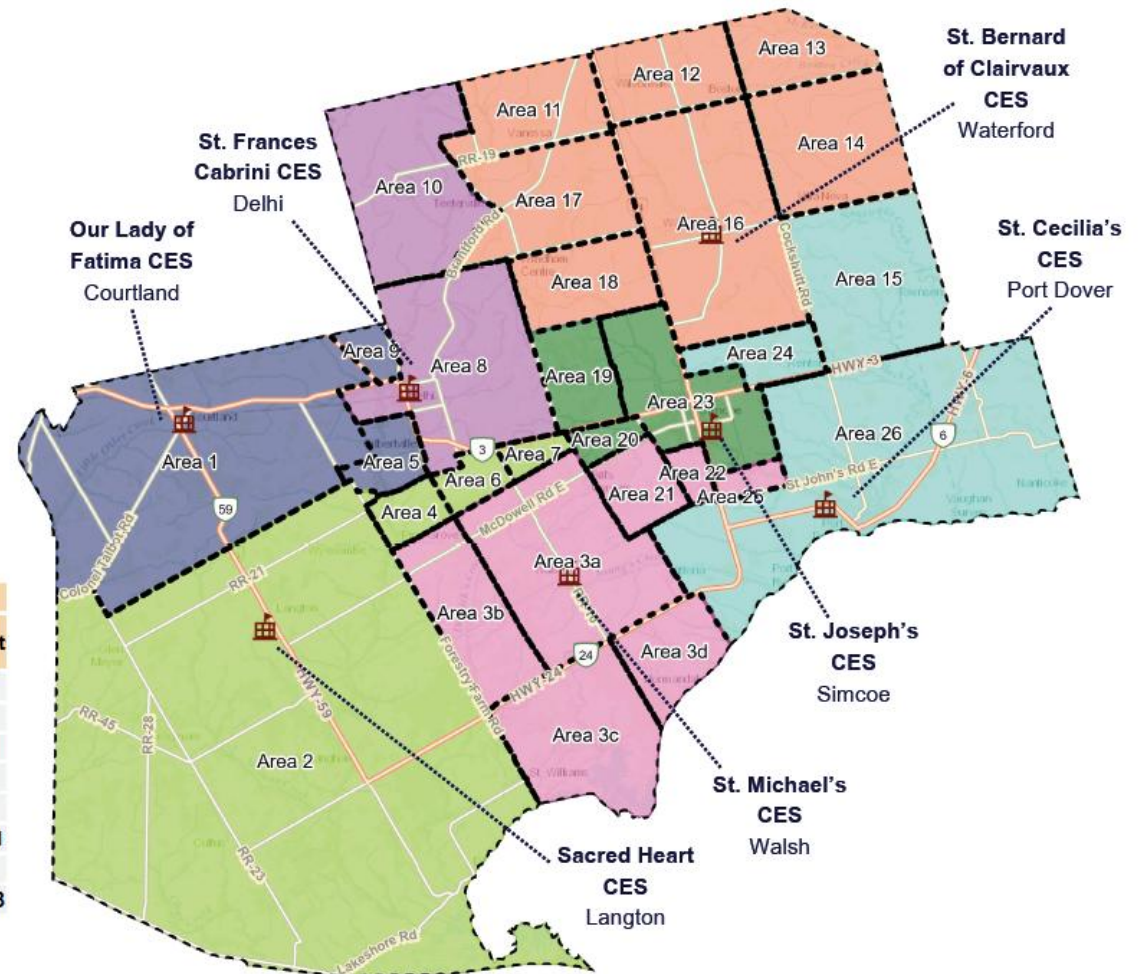
PRELIMINARY IDEA FOR CONSIDERATION 2

Proposed Changes

- Areas 5+9 from St. Frances Cabrini sent to Our Lady of Fatima
- Areas 4+6+7 from St. Frances Cabrini sent to Sacred Heart
- Area 15 from St. Bernard of Clairvaux and Area 24 from St. Joseph's sent to St. Cecilia's
- Areas 21+22+25 from St. Joseph's sent to St. Michael's
- **FI Program Split:** 4-8 move from St. Joseph's to Sacred Heart & JK-3 remains at St. Joseph's

School	On-the-Ground Capacity	2024/2025			Difference		
		Enrol	Utz	Ports	Enrol	Utz	Port
Our Lady of Fatima (Courtland)	141	106	75%	0	+36	+26%	0
Sacred Heart (Langton)	294	250	85%	0	+102	+35%	0
St. Bernard of Clairvaux	210	302	144%	4	-25	-12%	-1
St Cecilia's	190	180	95%	0	+38	+20%	0
St Frances Cabrini	268	261	97%	0	-56	-21%	-1
St. Joseph's	446	461	103%	1	-152	-34%	-11
St Michael's (Walsh)	164	157	96%	0	+64	+39%	0
Total	1,713	1,717	100%	5	+7	0%	-13

Source: Derived from October 2024 student plots.



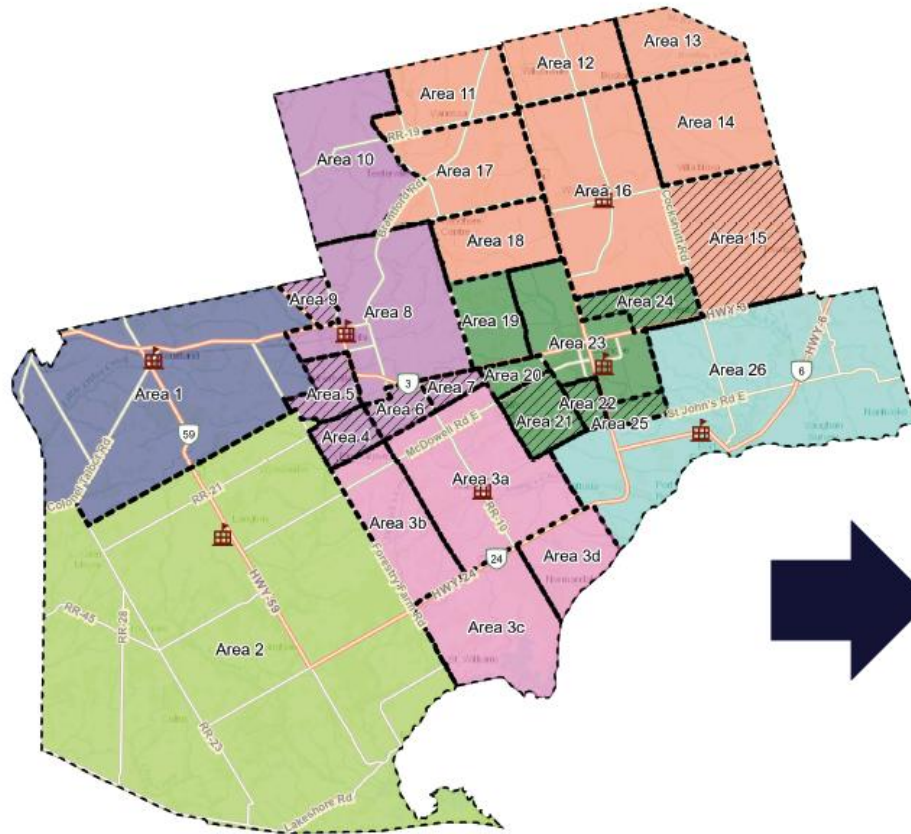
BRANT HALDIMAND NORFOLK CATHOLIC DISTRICT SCHOOL BOARD

Public Information Session | 2025 Norfolk Attendance Boundary Review | 2025

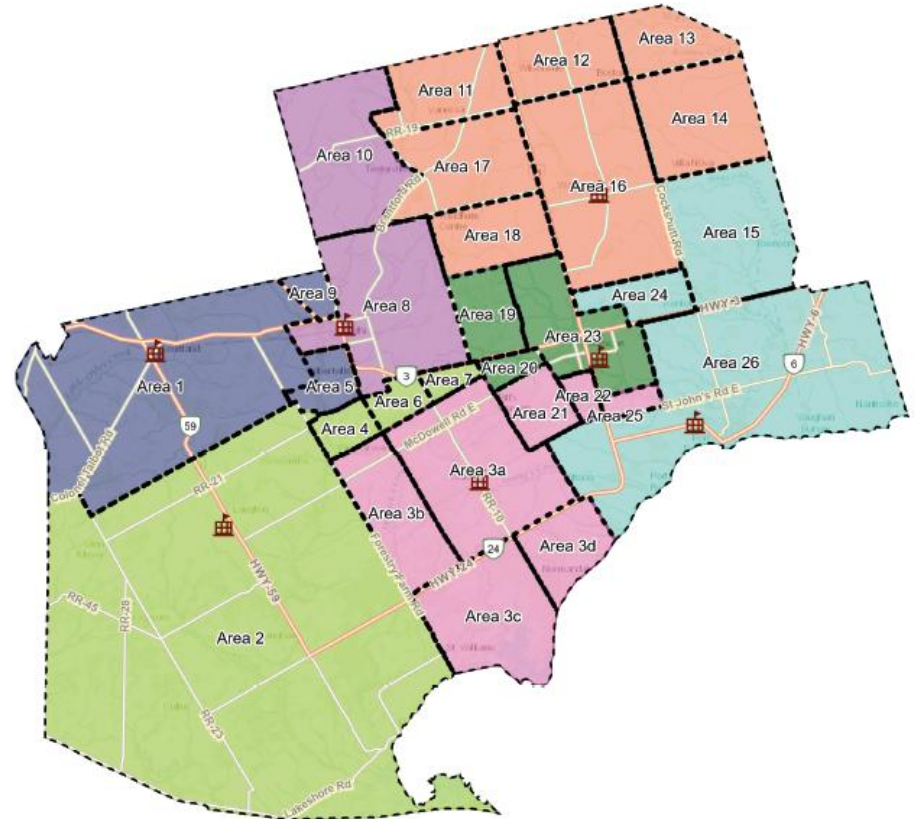
PRELIMINARY IDEA FOR CONSIDERATION 2



Existing Attendance Boundaries



Proposed Attendance Boundaries



BRANT HALDIMAND NORFOLK CATHOLIC DISTRICT SCHOOL BOARD

Public Information Session | 2025 Norfolk Attendance Boundary Review | 2025