



 **Watson
& Associates**
ECONOMISTS LTD.

Norfolk County Attendance Boundary Review: Committee Meeting #2



Brant Haldimand Norfolk Catholic District School Board
November 25th, 2024





The purpose of Committee Meeting # 2 is to:

- **Share information, data, and ideas** on possible attendance boundary options in advance of engaging the public; and,
- Provide Committee Members the opportunity to **ask questions and offer feedback**.



Role of
Administration and
Consultant Team



Role of
Committee Members

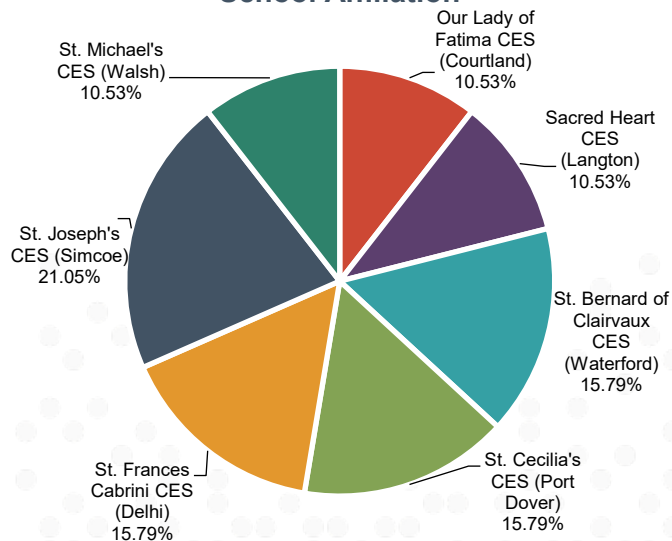
Committee Contributions

Survey #1 – What we heard...

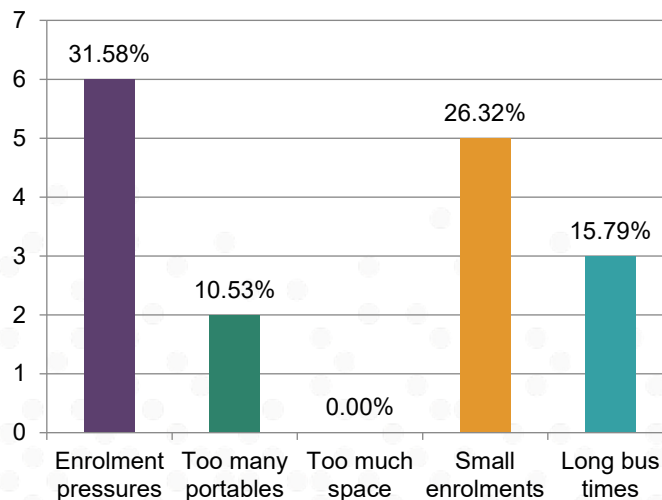
19 Total Responses



School Affiliation



Accommodations Issues Experienced at Your School



Other things we heard...

- Legacy considerations for current grade 7s and 8s
- Keep FI program together JK-8
- Concern for traffic and parking issues
- Considerations for growth
- Prioritizing student's mental health and minimize disruption of students as best as possible
- Resource inequalities (staffing, programs, etc.)

Survey #2 What to expect...

Reflecting on the French Immersion program delivery model in Norfolk County:

- Preference and feedback of Presented Ideas for Consideration
- Explore alternative FI
 - *Grade configurations*
 - *Single-Track FI*

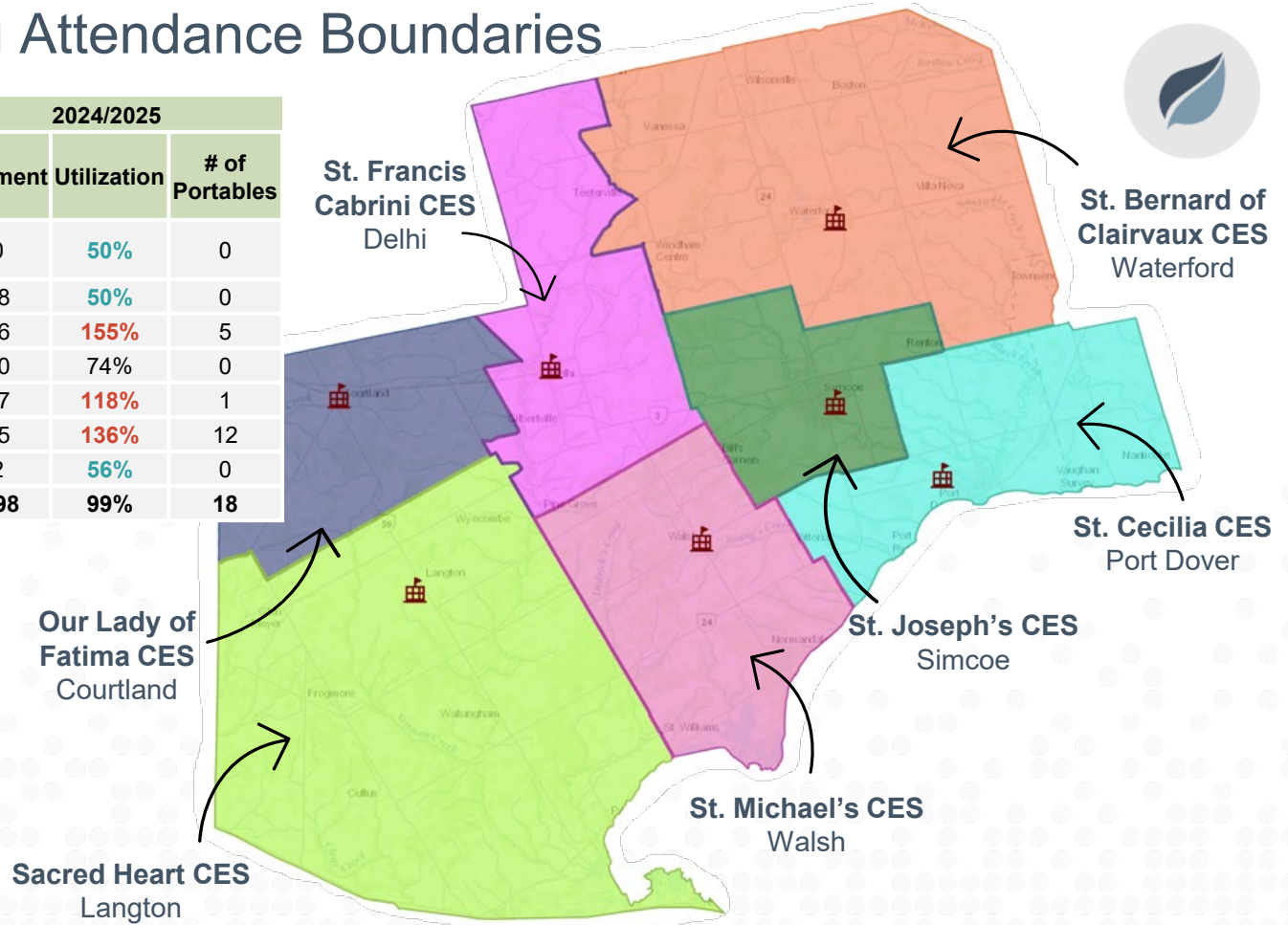
Public Engagement Session

January 20,
2025

Refresher: Existing Attendance Boundaries



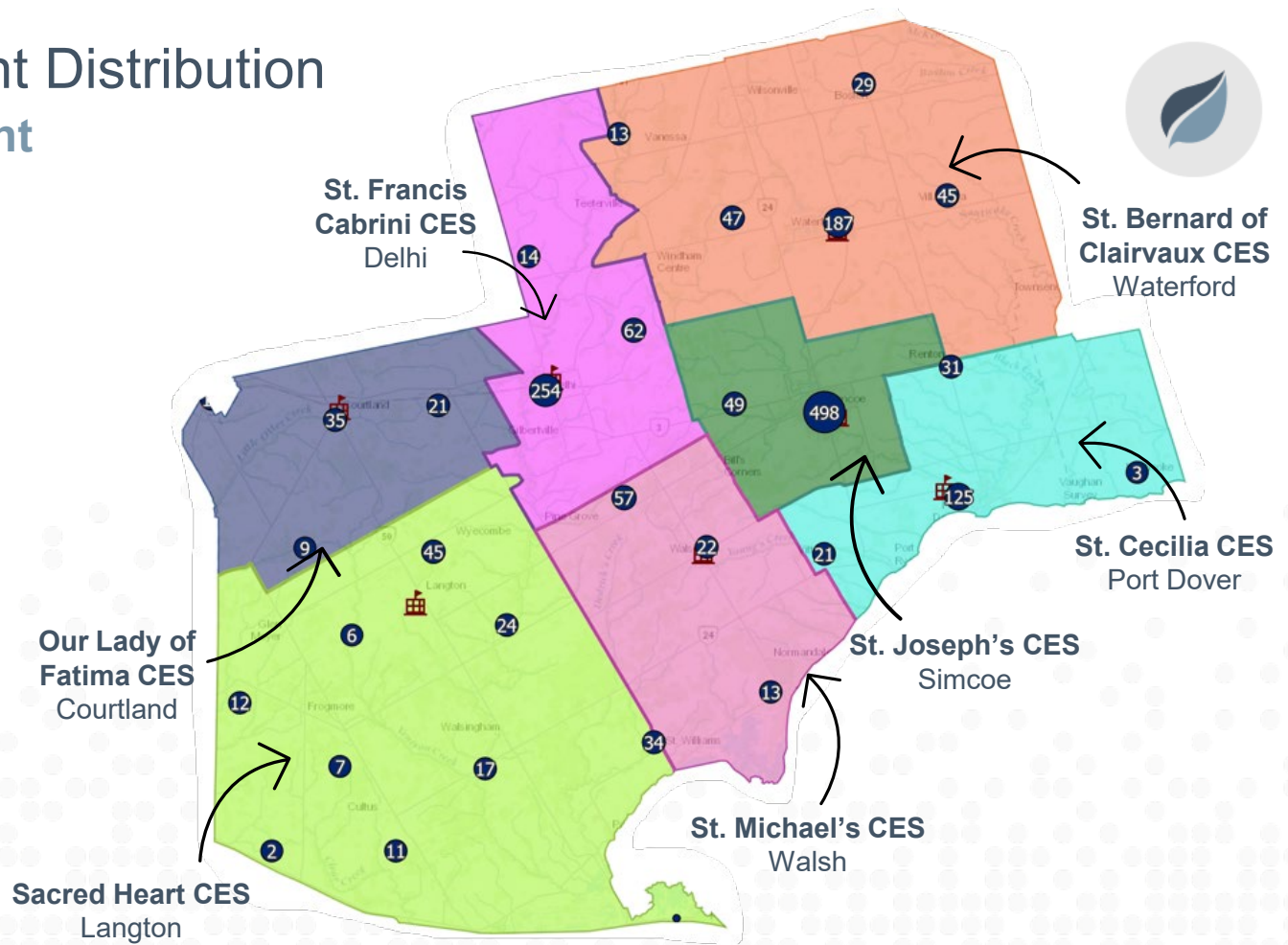
School	On-the-Ground Capacity	2024/2025		
		Enrolment	Utilization	# of Portables
Our Lady of Fatima (Courtland)	141	70	50%	0
Sacred Heart (Langton)	294	148	50%	0
St. Bernard of Clairvaux	210	326	155%	5
St Cecilia's	190	140	74%	0
St Frances Cabrini	268	317	118%	1
St. Joseph's	446	605	136%	12
St Michael's (Walsh)	164	92	56%	0
Total	1,713	1,698	99%	18



Refresher: Student Distribution

October 2024 Student Distribution

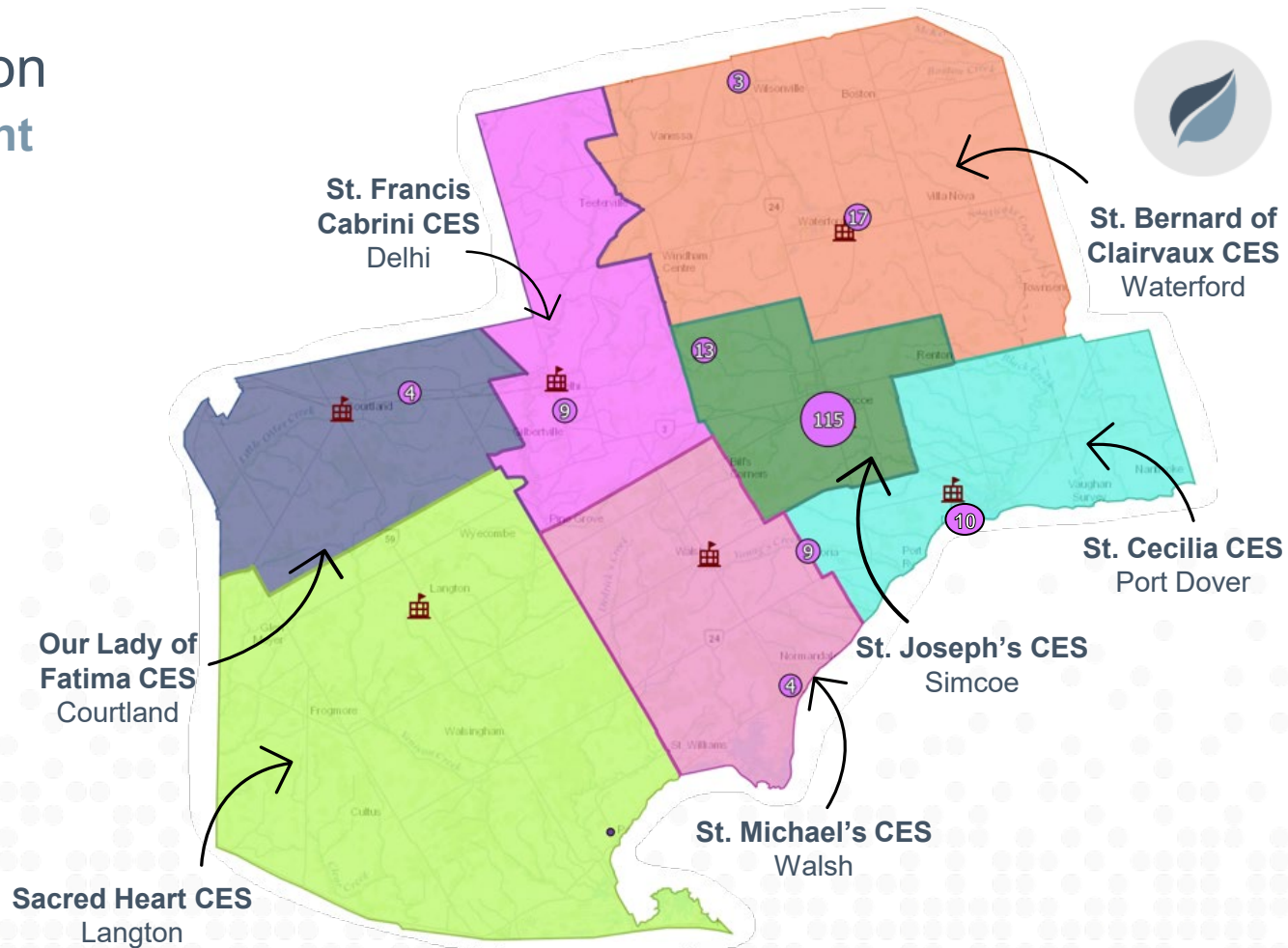
English Track Students



Student Distribution

October 2024 Student Distribution

French Immersion Students



Current Situation (Updated Enrolments)

Historical and Projected Enrolments and Facility Utilization



School	On-the-Ground Capacity	Historical			Current	Projected		
		2011/ 2012	2016/ 2017	2021/ 2022	2024 / 2025	2025 / 2026	2029 / 2030	2034 / 2035
Our Lady of Fatima (Courtland)	141	113	102	79	70	69	54	48
Sacred Heart (Langton)	294	250	202	160	148	149	130	130
St. Bernard of Clairvaux	210	200	161	263	326	319	344	353
St Cecilia's	190	184	137	129	140	156	215	228
St Frances Cabrini	268	232	249	315	317	321	346	361
St. Joseph's	446	425	451	551	605	617	644	731
St Michael's (Walsh)	164	111	100	95	92	89	82	69
Total	1,713	1,515	1,402	1,592	1,698	1,721	1,816	1,921

School	On-the-Ground Capacity	Historical			Current	Projected		
		2011/ 2012	2016/ 2017	2021/ 2022	2024 / 2025	2025 / 2026	2029 / 2030	2034 / 2035
Our Lady of Fatima (Courtland)	141	80%	72%	56%	50%	49%	38%	34%
Sacred Heart (Langton)	294	85%	69%	54%	50%	51%	44%	44%
St. Bernard of Clairvaux	210	95%	77%	125%	155%	152%	164%	168%
St Cecilia's	190	97%	72%	68%	74%	82%	113%	120%
St Frances Cabrini	268	87%	93%	118%	118%	120%	129%	135%
St. Joseph's	446	95%	101%	124%	136%	138%	144%	164%
St Michael's (Walsh)	164	68%	61%	58%	56%	54%	50%	42%
Total	1,713	88%	82%	93%	99%	100%	106%	112%

Note: Table has been revised since the previous committee meeting utilizing October 31, 2024 preliminary enrolment and updated projections.

Current Situation (Updated Enrolments)

2024/2025 Snapshot: Enrolment and Facility Utilization by Program



School	On-the-Ground Capacity	Regular Track	French Immersion	Total Enrolment	Utilization including FI	Utilization excluding FI
Our Lady of Fatima (Courtland)	141	70	-	70	50%	50%
Sacred Heart (Langton)	294	148	-	148	50%	50%
St. Bernard of Clairvaux	210	327	-	327	156%	156%
St Cecilia's	190	142	-	142	75%	75%
St Frances Cabrini	268	317	-	317	118%	118%
St. Joseph's	446	430	183	613	137%	96%
St Michael's (Walsh)	164	93	-	93	57%	57%
Total	1,713	1,527	183	1,710	100%	89%

Source: Derived from October 2024 student plots.

Current Situation

2024/2025 Snapshot: Students Returned to Home Boundary



Attending School	OTG	Current Enrolment	Current Utilization	Current Portables	Students Returned Enrolment	Students Returned Utilization	Portables Needed*
Our Lady of Fatima (Courtland)	141	70	50%	0	72	51%	0
Sacred Heart (Langton)	294	148	50%	0	142	48%	0
St. Bernard of Clairvaux	210	327	156%	5	330	157%	6
St Cecilia's	190	142	75%	0	140	74%	0
St Frances Cabrini	268	317	118%	1	306	114%	2
St. Joseph	446	613	137%	12	608	136%	8
St Michael's (Walsh)	164	93	57%	0	114	70%	0
Total	1,713	1,710	100%	18	1,712	100%	16

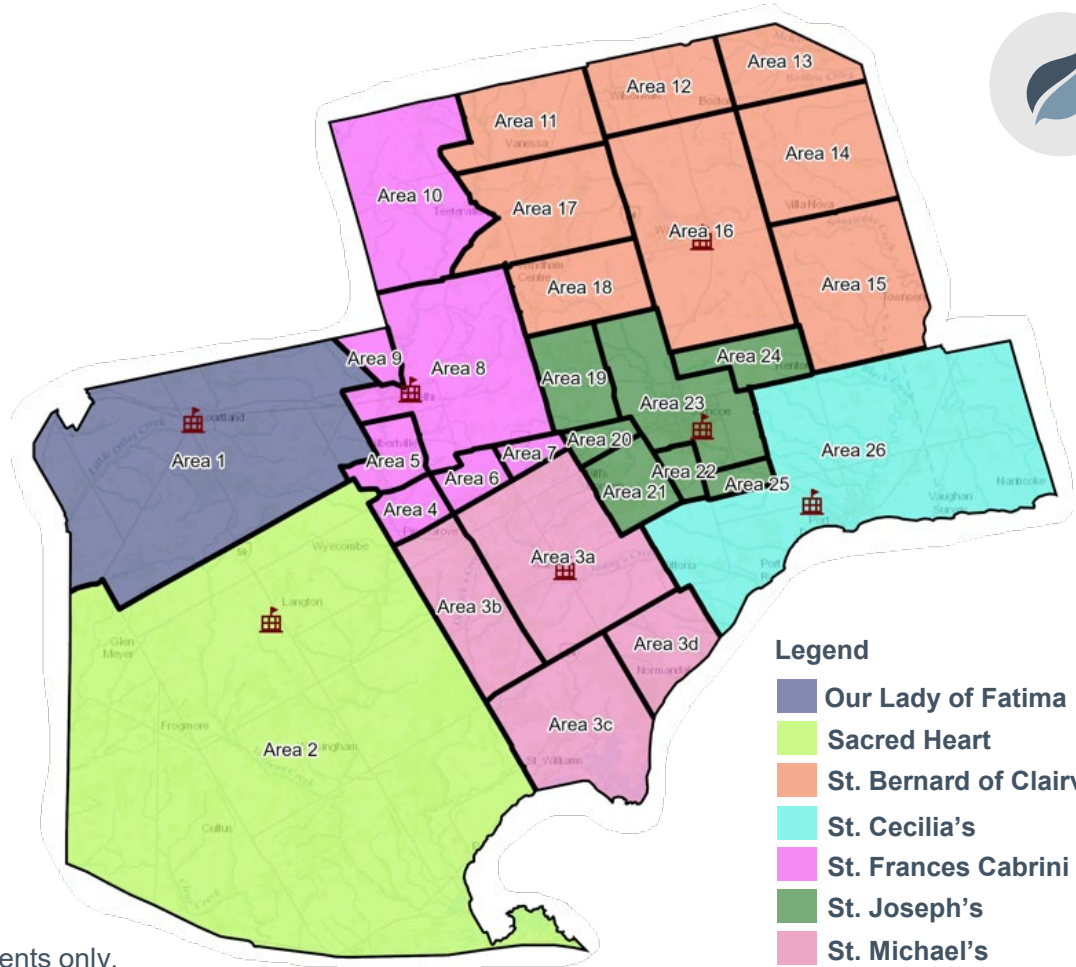
* Portables Needed calculated by subtracting OTG from existing students and dividing by 23 (1 classroom).

Source: Derived from October 2024 student plots.

Areas for Consideration



School	Area	Student Count
Our Lady of Fatima	Area 1	72
Sacred Heart	Area 2	142
St. Michael's	Area 3 (Total)	114
	Area 3a	52
	Area 3b	27
	Area 3c	30
St. Frances Cabrini	Area 4	7
	Area 5	23
	Area 6	4
	Area 7	1
	Area 8	244
	Area 9	16
	Area 10	11
St. Bernard of Clairvaux	Area 11	18
	Area 12	16
	Area 13	14
	Area 14	17
	Area 15	34
	Area 16	188
	Area 17	24
	Area 18	19
St. Joseph	Area 19	10
	Area 20	7
	Area 21	13
	Area 22	36
	Area 23	341
	Area 24	14
St. Cecilia's	Area 25	4
	Area 26	140
Total		1,529



- Legend**
- Our Lady of Fatima
 - Sacred Heart
 - St. Bernard of Clairvaux
 - St. Cecilia's
 - St. Frances Cabrini
 - St. Joseph's
 - St. Michael's

Note: Student Count refers to English-track students only.

Norfolk County Attendance Boundary Review

Preliminary Ideas for Consideration



1. Boundary Adjustment

- ***Consultant thinks there is potential to move areas 4-7, 9, 15, 20-22, 24, & 25***

2. Program Relocation

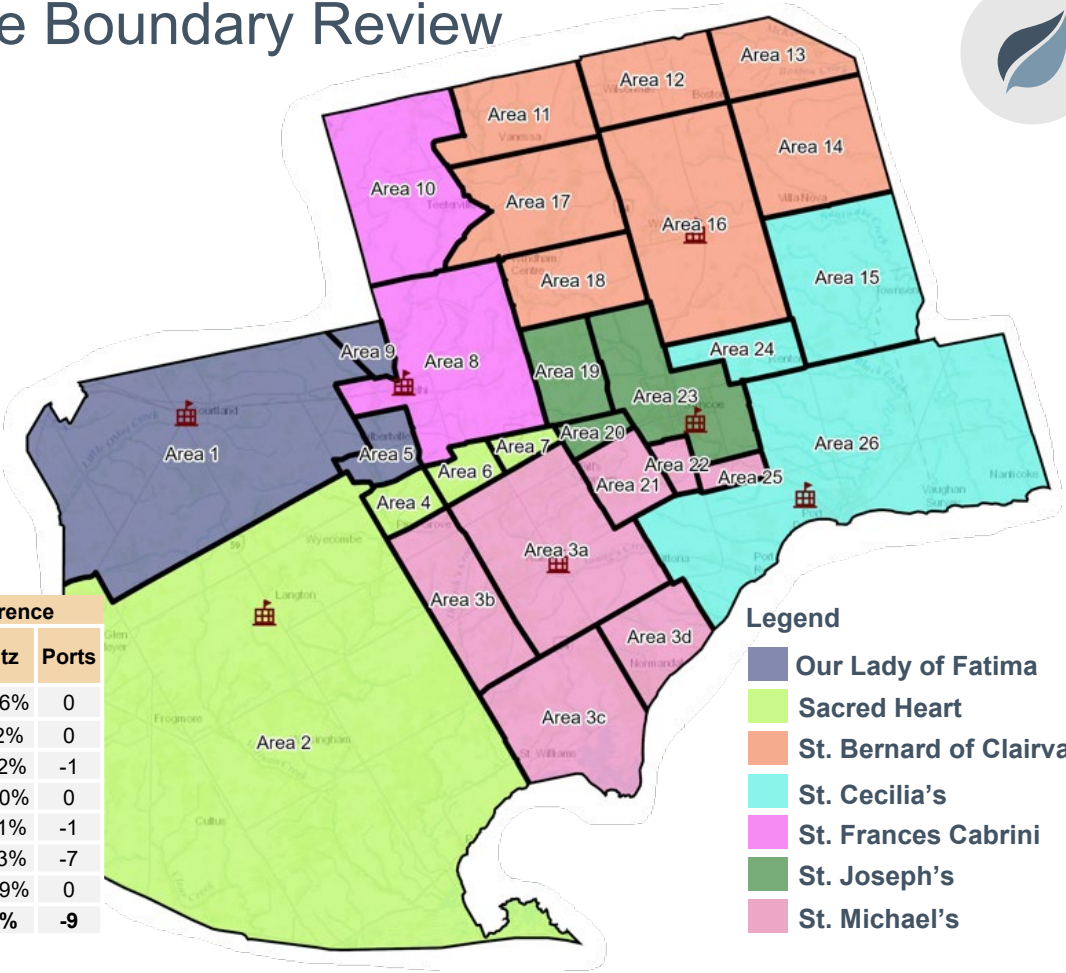
- ***Expansion of the French Immersion program to under-enrolled schools (e.g., Our Lady of Fatima, Sacred Heart, St. Michael's).***
- ***Consider splitting the French Immersion program by grade level with an under-enrolled school: JK-3 at one school and Grades 4-8 at another.***
- ***Consider relocating the French Immersion program entirely to an under-enrolled school and establishing a single-track French Immersion school.***

Norfolk County Attendance Boundary Review

Idea for Consideration 1a



- Areas 5+9 from St. Frances Cabrini sent to Our Lady of Fatima
- Areas 4+6+7 from St. Frances Cabrini sent to Sacred Heart
- Areas 15+24 from St. Bernard of Clairvaux sent to St. Cecilia's
- Areas 21+22+25 from St. Joseph's sent to St. Michael's
- FI remains unchanged
- Sacred Heart's utilization remains around 50%
- St. Bernard of Clairvaux's utilization remains high, but has 5 portables on site to accommodate students (and would only need 4)



School	On-the-Ground Capacity	2024/2025			Difference		
		Enrol	Utz	Ports	Enrol	Utz	Ports
Our Lady of Fatima (Courtland)	141	107	76%	0	+37	+26%	0
Sacred Heart (Langton)	294	153	52%	0	+5	+2%	0
St. Bernard of Clairvaux	210	302	144%	4	-25	-12%	-1
St Cecilia's	190	180	95%	0	+38	+20%	0
St Frances Cabrini	268	260	97%	0	-57	-21%	-1
St. Joseph's	446	553	124%	5	-60	-13%	-7
St Michael's (Walsh)	164	157	96%	0	+64	+39%	0
Total	1,713	1,712	100%	9	+2	0%	-9

Legend

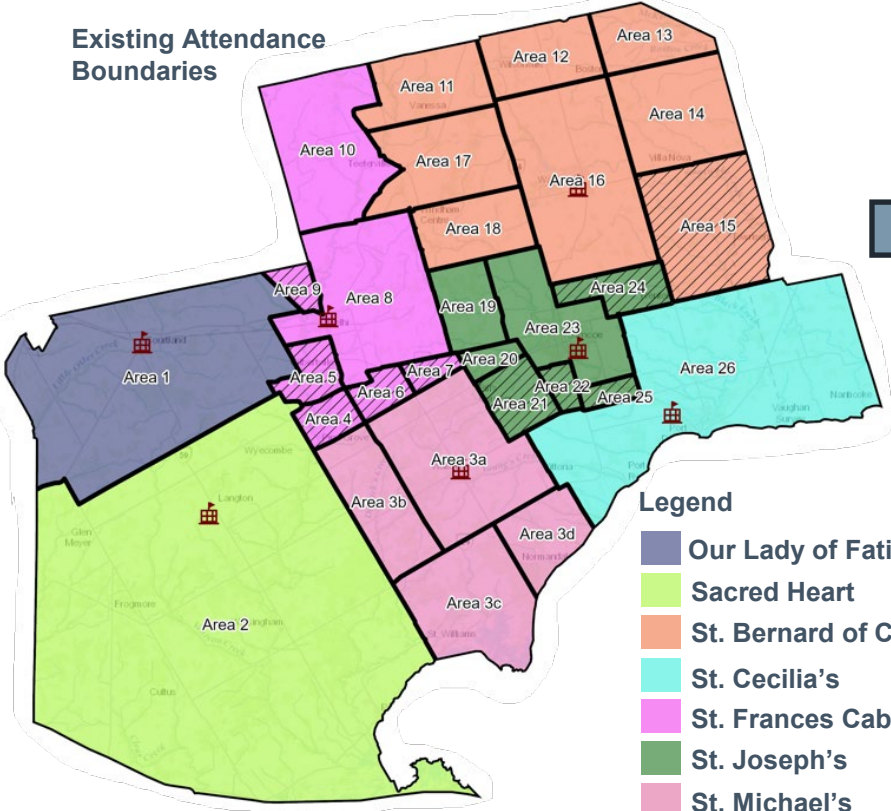
- Our Lady of Fatima
- Sacred Heart
- St. Bernard of Clairvaux
- St. Cecilia's
- St. Frances Cabrini
- St. Joseph's
- St. Michael's

Norfolk County Attendance Boundary Review

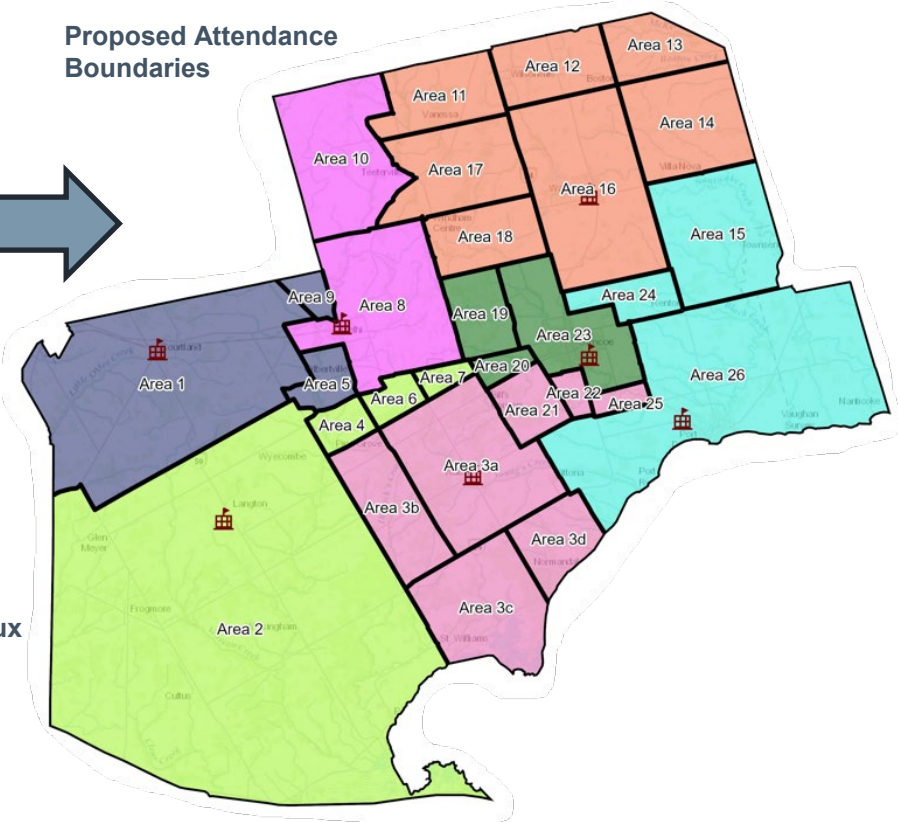
Idea for Consideration 1a



Existing Attendance Boundaries



Proposed Attendance Boundaries

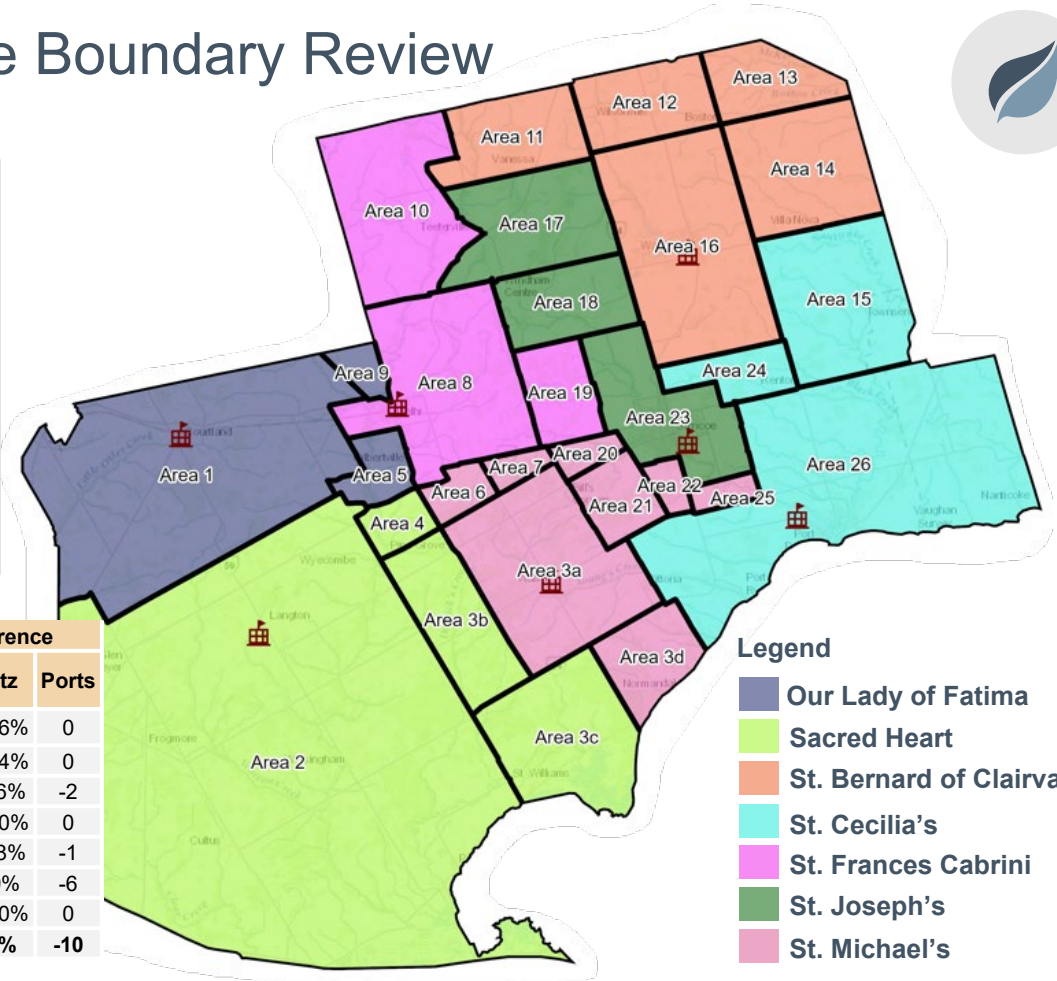


- Legend**
- Our Lady of Fatima
 - Sacred Heart
 - St. Bernard of Clairvaux
 - St. Cecilia's
 - St. Frances Cabrini
 - St. Joseph's
 - St. Michael's

Norfolk County Attendance Boundary Review

Idea for Consideration 1b

- Areas 5+9 from St. Frances Cabrini sent to Our Lady of Fatima
- Area 4 from St. Frances Cabrini and areas 3b+3c from St. Michael's sent to Sacred Heart
- Areas 15+24 from St. Bernard of Clairvaux sent to St. Cecilia's
- Areas 6+7 from St. Frances Cabrini and areas 21+22+25 sent to St. Michael's
- Area 19 from St. Joseph's sent to St. Frances Cabrini
- Areas 17+18 from St. Bernard of Clairvaux sent to St. Joseph's
- FI remains unchanged



School	On-the-Ground Capacity	2024/2025			Difference		
		Enrol	Utz	Ports	Enrol	Utz	Ports
Our Lady of Fatima (Courtland)	141	107	76%	0	+37	+26%	0
Sacred Heart (Langton)	294	190	65%	0	+42	+14%	0
St. Bernard of Clairvaux	210	273	130%	3	-54	-26%	-2
St Cecilia's	190	180	95%	0	+38	+20%	0
St Frances Cabrini	268	268	100%	0	-49	-18%	-1
St. Joseph's	446	573	128%	6	-40	-9%	-6
St Michael's (Walsh)	164	126	77%	0	+33	+20%	0
Total	1,713	1,717	100%	8	+7	0%	-10

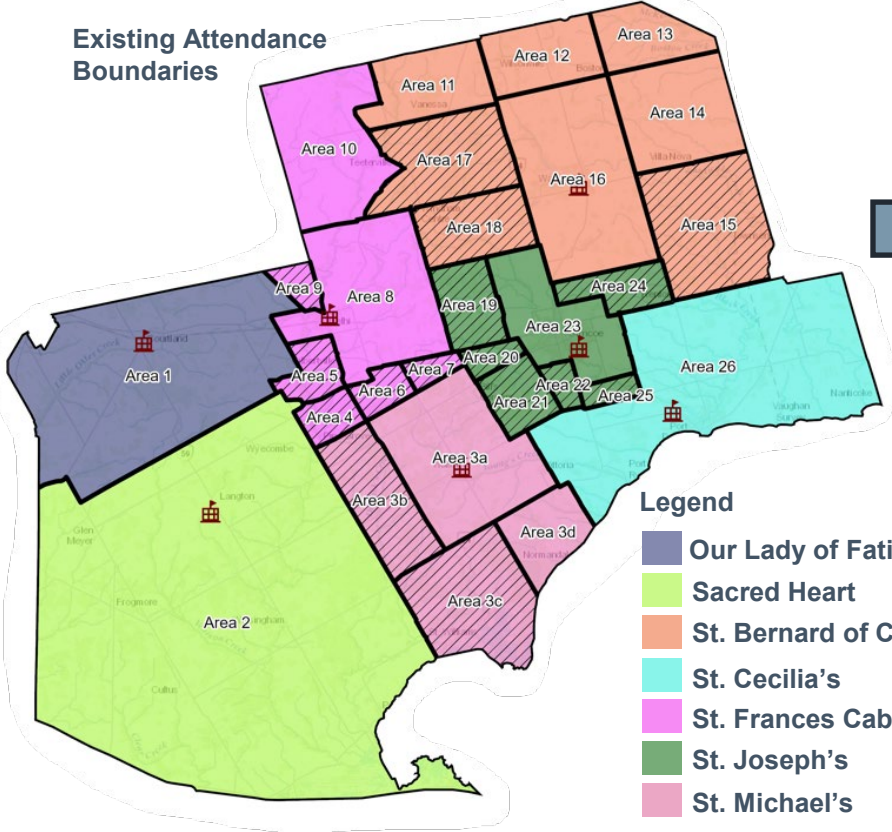


Norfolk County Attendance Boundary Review

Idea for Consideration 1b



Existing Attendance Boundaries



Proposed Attendance Boundaries



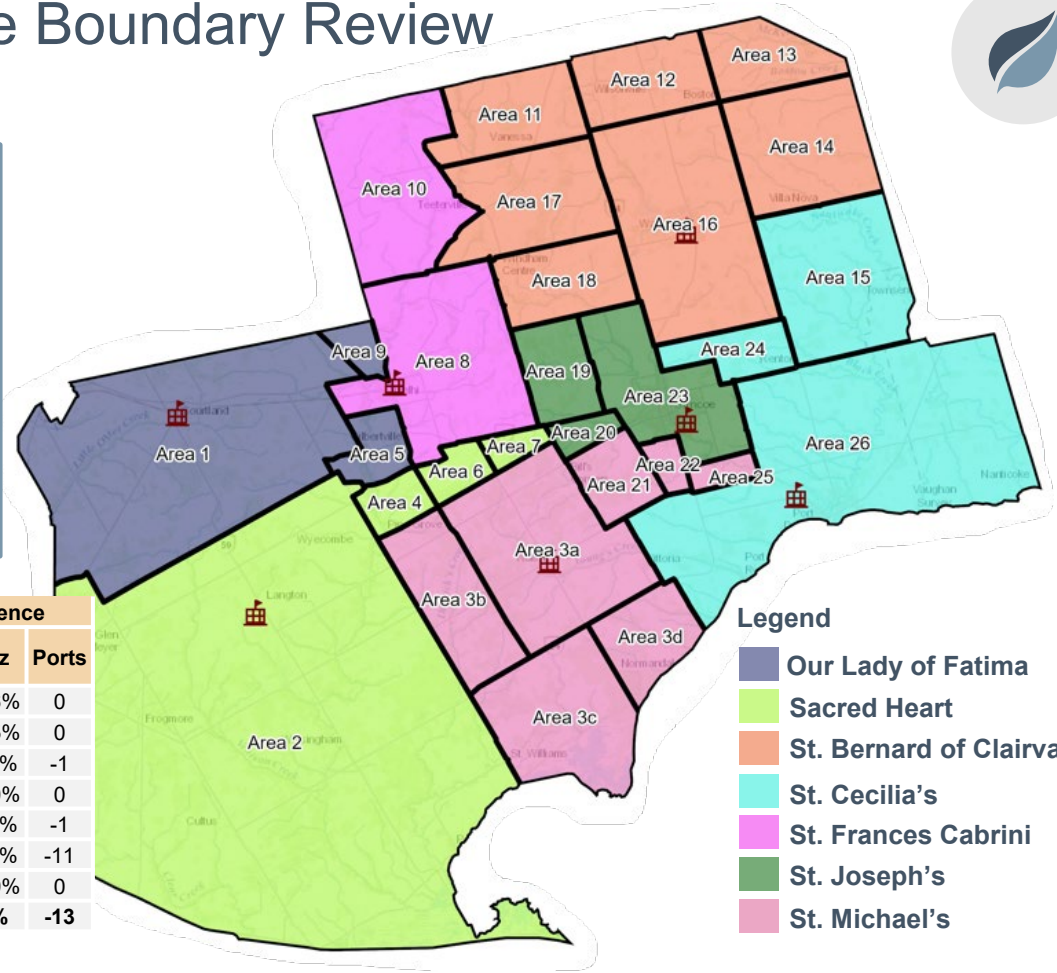
- Legend**
- Our Lady of Fatima
 - Sacred Heart
 - St. Bernard of Clairvaux
 - St. Cecilia's
 - St. Frances Cabrini
 - St. Joseph's
 - St. Michael's

Norfolk County Attendance Boundary Review

Idea for Consideration 2a



- Areas 5+9 from St. Frances Cabrini sent to Our Lady of Fatima
- Areas 4+6+7 from St. Frances Cabrini sent to Sacred Heart
- Area 15 from St. Bernard of Clairvaux and Area 24 from St. Joseph's sent to St. Cecilia's
- Areas 21+22+25 from St. Joseph's sent to St. Michael's
- FI Program Split: 4-8 move from St. Joseph's to Sacred Heart & JK-3 remains at St. Joseph's
- St. Bernard of Clairvaux's utilization remains high, but has 5 portables on site to accommodate students (and would only need 4)



School	On-the-Ground Capacity	2024/2025			Difference		
		Enrol	Utz	Ports	Enrol	Utz	Ports
Our Lady of Fatima (Courtland)	141	107	76%	0	+37	+26%	0
Sacred Heart (Langton)	294	250	85%	0	+102	+35%	0
St. Bernard of Clairvaux	210	302	144%	4	-25	-12%	-1
St Cecilia's	190	180	95%	0	+38	+20%	0
St Frances Cabrini	268	260	97%	0	-57	-21%	-1
St. Joseph's	446	461	103%	1	-152	-34%	-11
St Michael's (Walsh)	164	157	96%	0	+64	+39%	0
Total	1,713	1,717	100%	5	+7	0%	-13

Legend

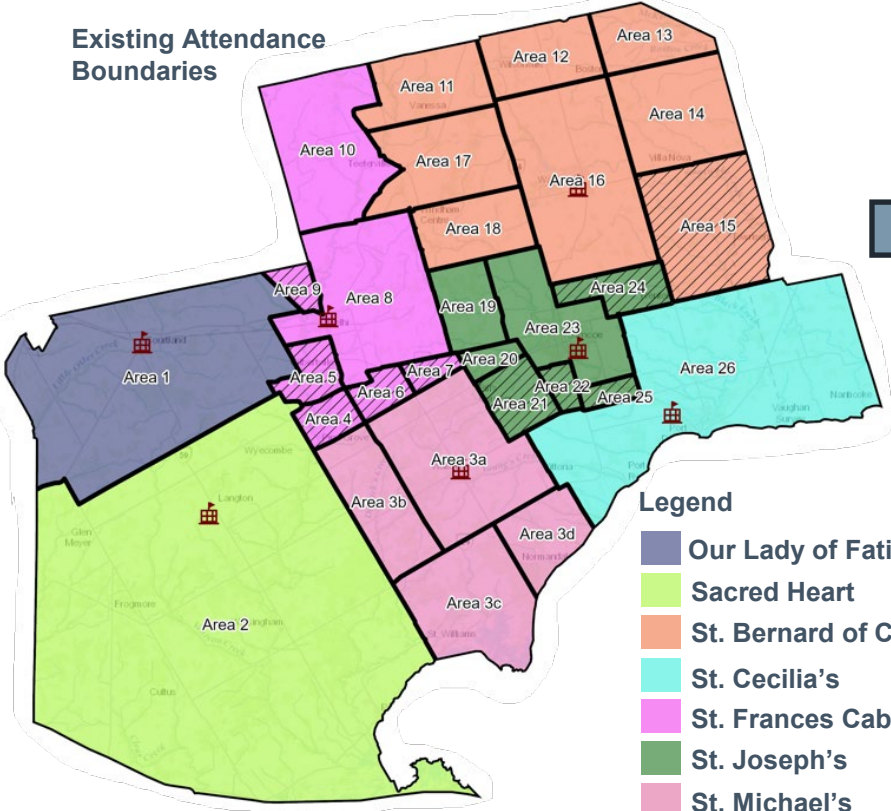
- Our Lady of Fatima
- Sacred Heart
- St. Bernard of Clairvaux
- St. Cecilia's
- St. Frances Cabrini
- St. Joseph's
- St. Michael's

Norfolk County Attendance Boundary Review

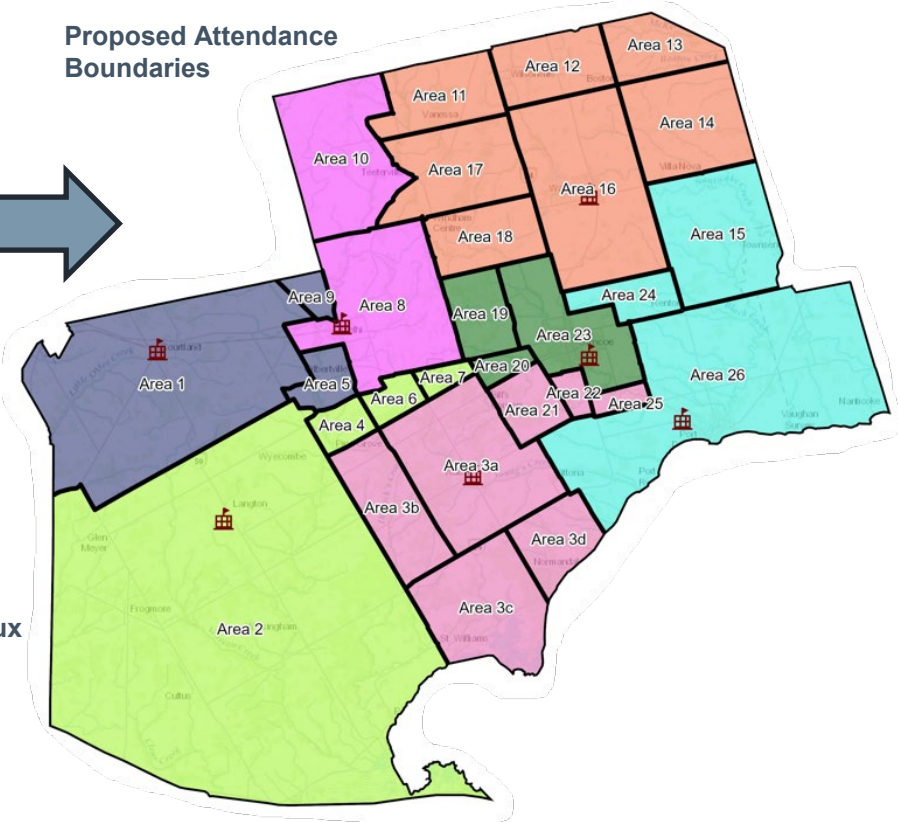
Idea for Consideration 2a



Existing Attendance Boundaries



Proposed Attendance Boundaries

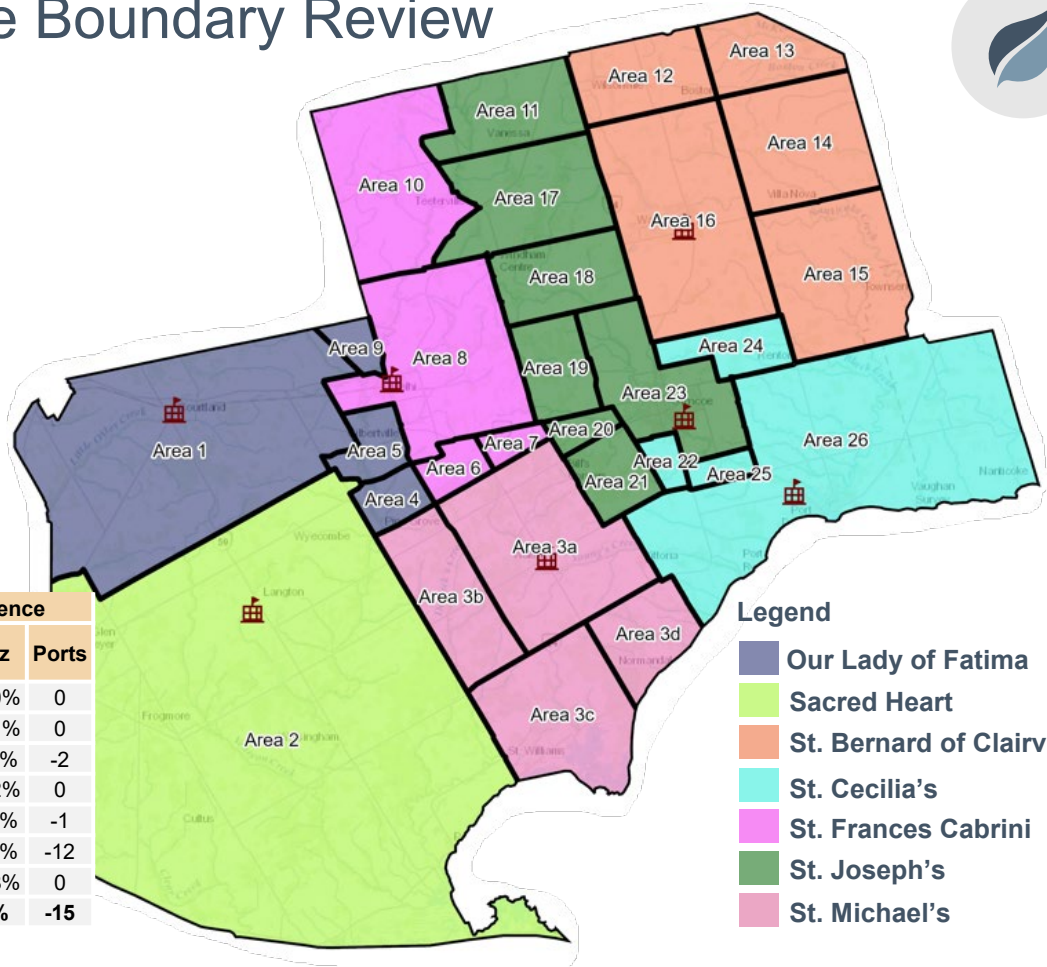


- Legend**
- Our Lady of Fatima
 - Sacred Heart
 - St. Bernard of Clairvaux
 - St. Cecilia's
 - St. Frances Cabrini
 - St. Joseph's
 - St. Michael's

Norfolk County Attendance Boundary Review

Idea for Consideration 2b

- Areas 4+5+9 from St. Frances Cabrini sent to Our Lady of Fatima
- Areas 22+24+25 from St. Joseph's sent to St. Cecilia's
- Areas 11+17+18 from St. Bernard of Clairvaux sent to St. Joseph's
- FI Program Split: 4-8 moves from St. Joseph's to Sacred Heart & JK-3 moves to St. Michael's
- St. Michael's utilization increases to 125%
- St. Bernard of Clairvaux remains above 130% utilization but has 5 portables on site to accommodate students (would only need 3)



School	On-the-Ground Capacity	2024/2025			Difference		
		Enrol	Utz	Ports	Enrol	Utz	Ports
Our Lady of Fatima (Courtland)	141	113	80%	0	+43	+30%	0
Sacred Heart (Langton)	294	239	81%	0	+91	+31%	0
St. Bernard of Clairvaux	210	286	136%	3	-41	-20%	-2
St Cecilia's	190	184	97%	0	+42	+22%	0
St Frances Cabrini	268	265	99%	0	-52	-19%	-1
St. Joseph's	446	425	95%	0	-188	-42%	-12
St Michael's (Walsh)	164	205	125%	0	+112	+68%	0
Total	1,713	1,717	100%	3	+7	0%	-15

Legend

- Our Lady of Fatima
- Sacred Heart
- St. Bernard of Clairvaux
- St. Cecilia's
- St. Frances Cabrini
- St. Joseph's
- St. Michael's

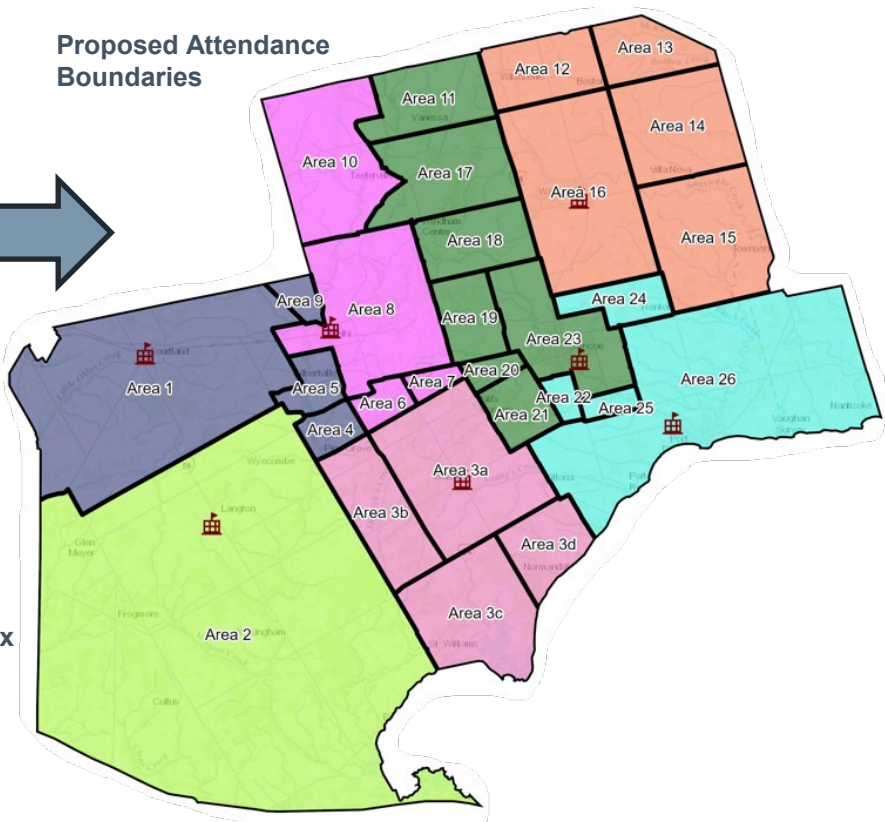
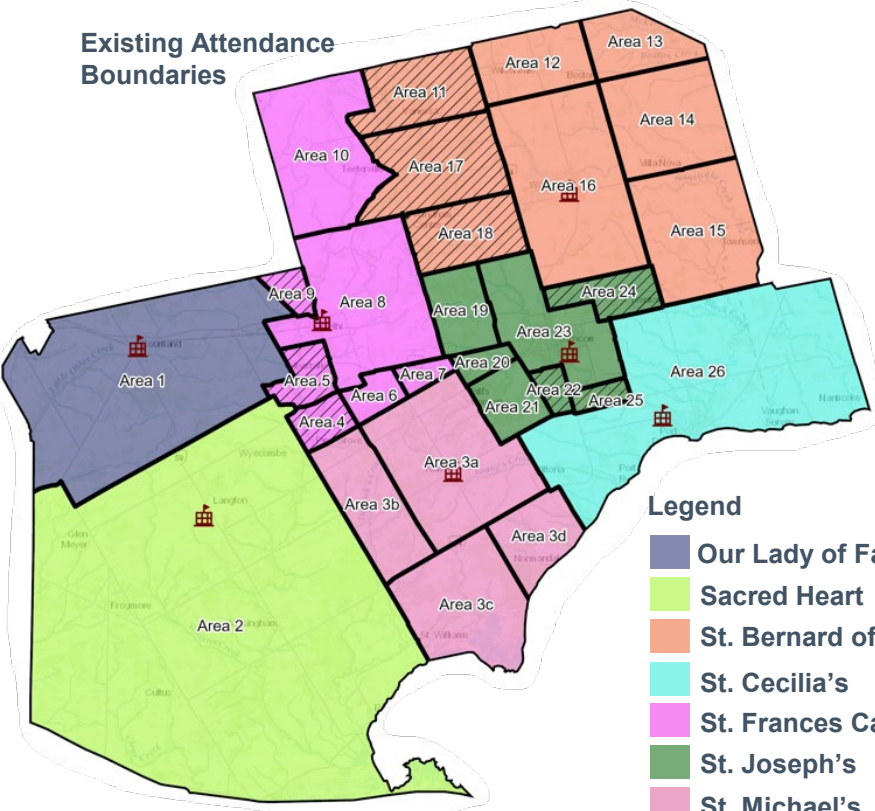
Norfolk County Attendance Boundary Review

Idea for Consideration 2b



Existing Attendance Boundaries

Proposed Attendance Boundaries



- Legend**
- Our Lady of Fatima
 - Sacred Heart
 - St. Bernard of Clairvaux
 - St. Cecilia's
 - St. Frances Cabrini
 - St. Joseph's
 - St. Michael's

Norfolk County Attendance Boundary Review

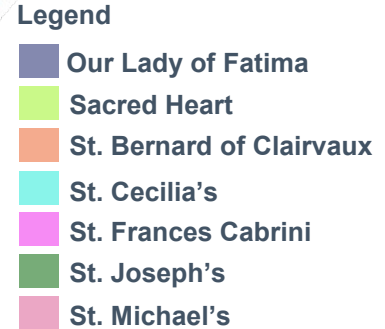
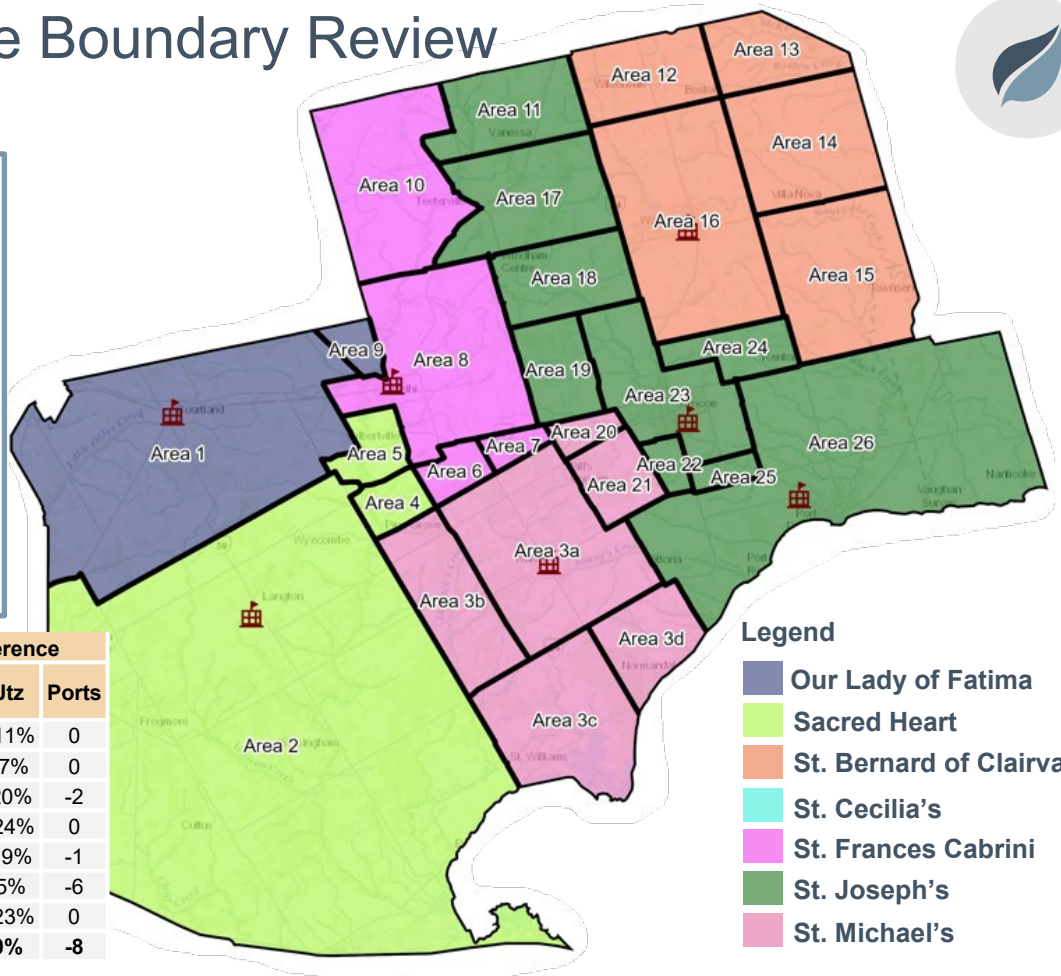
Idea for Consideration 2c



- Area 9 from St. Frances Cabrini sent to Our Lady of Fatima
- Areas 4+5 from St. Frances Cabrini sent to Sacred Heart
- Areas 20+21 from St. Joseph's sent to St. Michael's
- Areas 11+17+18 from St. Bernard of Clairvaux sent to St. Joseph's

- St. Cecilia's becomes a ST-FI School

- St. Joseph's and St. Bernard of Clairvaux remain above 130% utilization
 - St. Joseph's currently has 12 portables on site (would only need 6)
 - St. Bernard of Clairvaux currently has 5 portables on site (would only need 3)



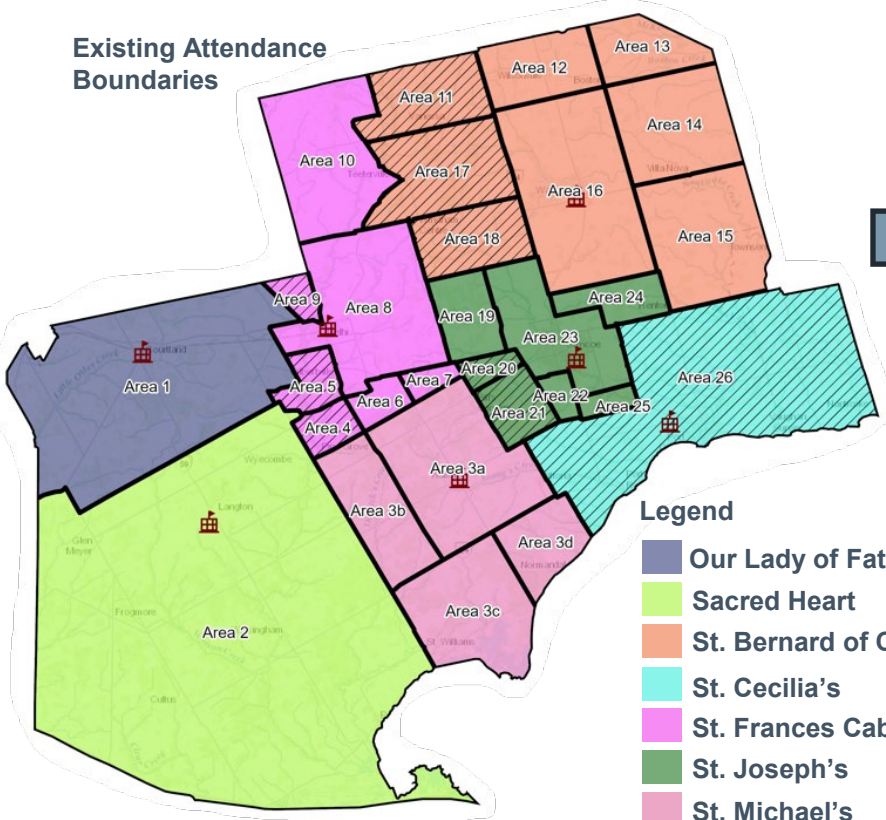
School	On-the-Ground Capacity	2024/2025			Difference		
		Enrol	Utz	Ports	Enrol	Utz	Ports
Our Lady of Fatima (Courtland)	141	86	61%	0	+16	+11%	0
Sacred Heart (Langton)	294	169	57%	0	+21	+7%	0
St. Bernard of Clairvaux	210	286	136%	3	-41	-20%	-2
St Cecilia's	190	188	99%	0	+46	+24%	0
St Frances Cabrini	268	265	99%	0	-52	-19%	-1
St. Joseph's	446	592	133%	6	-21	-5%	-6
St Michael's (Walsh)	164	131	80%	0	+38	+23%	0
Total	1,713	1,717	100%	10	+7	0%	-8

Norfolk County Attendance Boundary Review

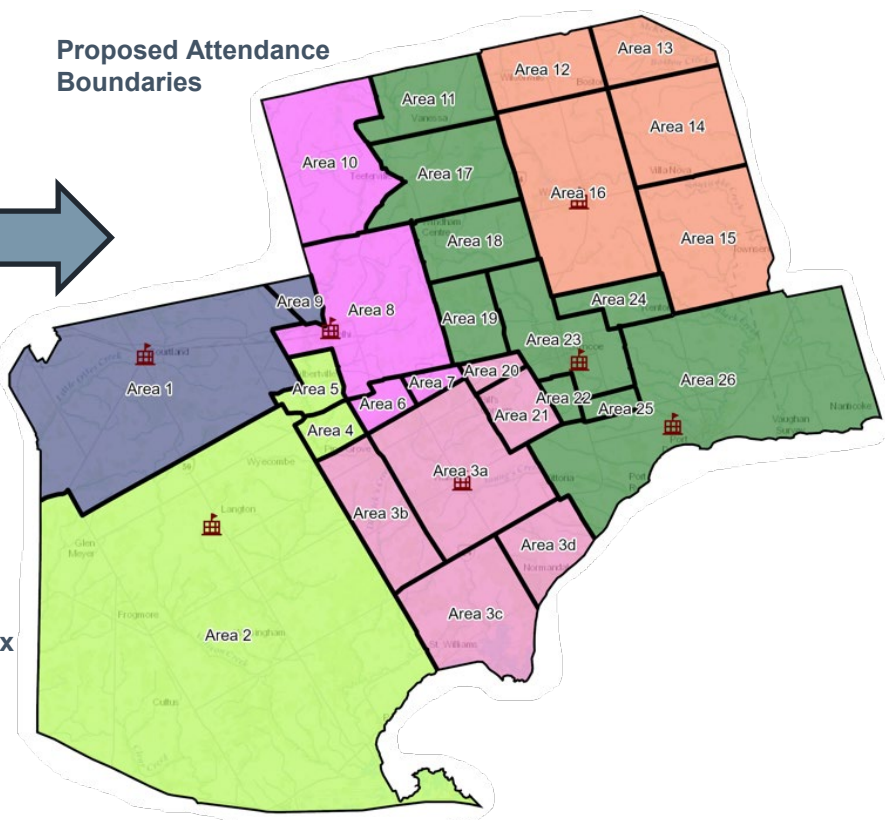
Idea for Consideration 2c



Existing Attendance Boundaries



Proposed Attendance Boundaries



- Legend**
- Our Lady of Fatima
 - Sacred Heart
 - St. Bernard of Clairvaux
 - St. Cecilia's
 - St. Frances Cabrini
 - St. Joseph's
 - St. Michael's

Key Questions



- **Which areas does the committee feel are suitable/not suitable to move?**
- **Are there community connections to certain areas that may allow for a more appropriate boundary change?**
- **Should the FI program remain status quo?**
- **If changes must be made to FI, what is the preferred scenario?**
 - **Split with junior remaining at St. Joseph and senior grades to another location?**
 - **Whole program moved out of St. Joseph and split between 2 new locations?**
 - **Whole program moved out of St. Joseph and a new single track program at a new location?**

Future Discussions: Implementation Decisions



- **School Space Audits/Temporary spaces/Transportation**

- *Conduct school space audits to identify potential temporary holding spaces in under-utilized schools, such as Our Lady of Fatima CES. Ensure that these spaces are adequately prepared to receive students during transition periods or boundary adjustments. Get details on impacts to transportation/bussing times.*

- **Staffing requirements/needs**

- *Evaluate staffing adjustments needed to accommodate boundary changes and program shifts, including reallocating teaching and support staff, ensuring adequate administrative support, and hiring specialized teachers for expanded programs (e.g., French Immersion).*

- **Transition Plan**

Next Steps



- Committee members to complete short survey regarding the second committee meeting and perspectives on the preliminary options (online)
- Committee members can submit questions or comments to norfolkcounty@bhncdsb.ca
- Public meeting: January 20th, 2025
- Prepare and present final options to Trustees for approval in Winter/Spring 2025



QUESTIONS

