



Norfolk County Attendance Boundary Review: Committee Meeting #2


Brant Haldimand Norfolk Catholic District School Board
November 25th, 2024






The purpose of Committee Meeting # 2 is to:

- **Share information, data, and ideas** on possible attendance boundary options in advance of engaging the public; and,
- Provide Committee Members the opportunity to **ask questions and offer feedback**.



Role of
Administration and
Consultant Team



Role of
Committee Members

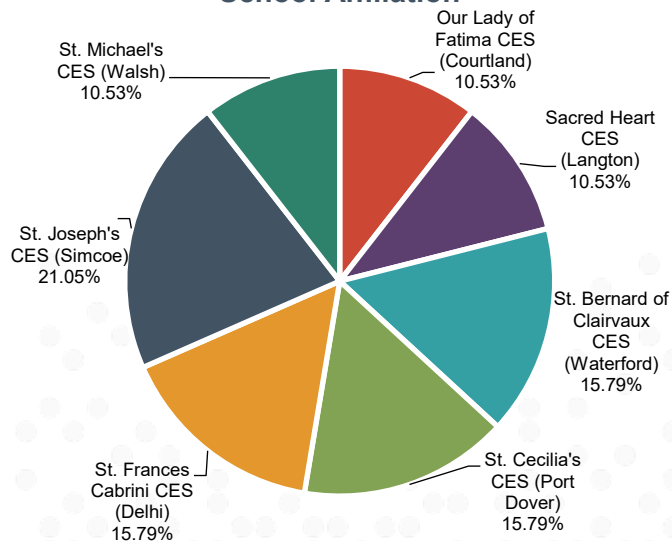
Committee Contributions

Survey #1 – What we heard...

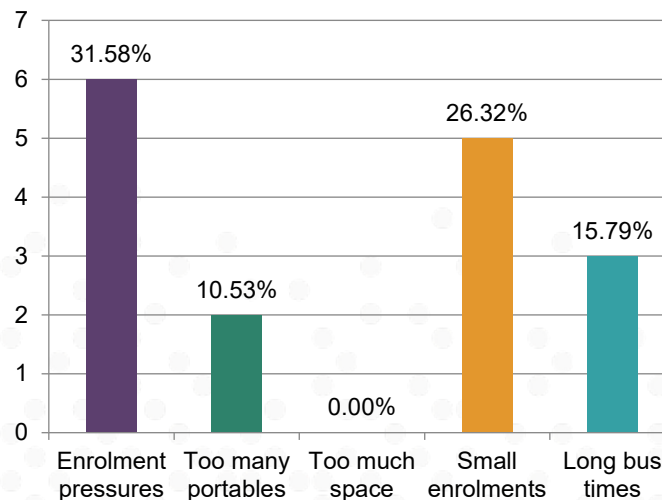
19 Total Responses



School Affiliation



Accommodations Issues Experienced at Your School



Other things we heard...

- Legacy considerations for current grade 7s and 8s
- Keep FI program together JK-8
- Concern for traffic and parking issues
- Considerations for growth
- Prioritizing student's mental health and minimize disruption of students as best as possible
- Resource inequalities (staffing, programs, etc.)

Survey #2 What to expect...

Reflecting on the French Immersion program delivery model in Norfolk County:

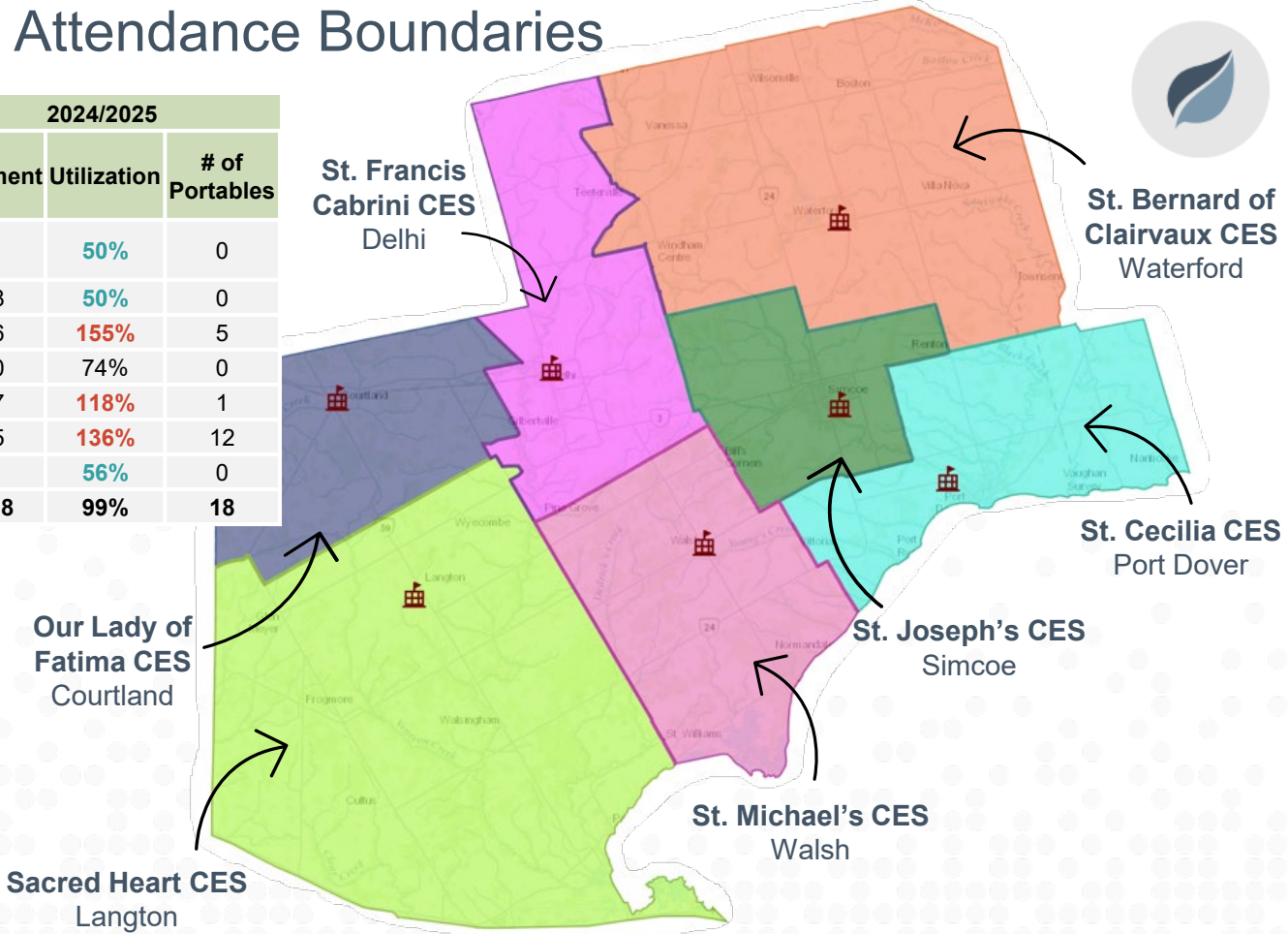
- Preference and feedback of Presented Ideas for Consideration
- Explore alternative FI
 - *Grade configurations*
 - *Single-Track FI*

Public Engagement Session

January 20, 2025

Refresher: Existing Attendance Boundaries

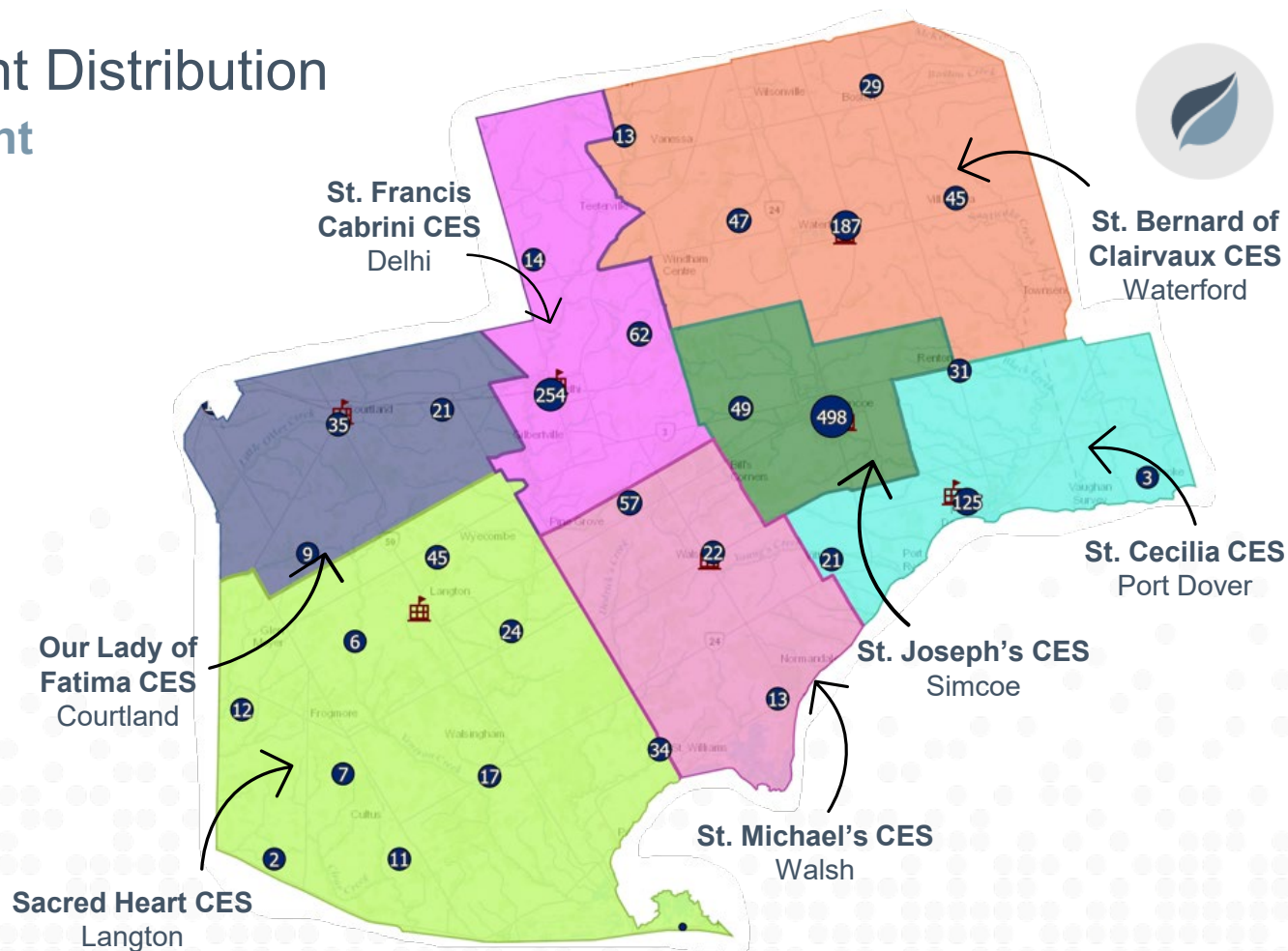
| School | On-the-Ground Capacity | 2024/2025 | | |
|--------------------------------|------------------------|-----------|-------------|----------------|
| | | Enrolment | Utilization | # of Portables |
| Our Lady of Fatima (Courtland) | 141 | 70 | 50% | 0 |
| Sacred Heart (Langton) | 294 | 148 | 50% | 0 |
| St. Bernard of Clairvaux | 210 | 326 | 155% | 5 |
| St Cecilia's | 190 | 140 | 74% | 0 |
| St Frances Cabrini | 268 | 317 | 118% | 1 |
| St. Joseph's | 446 | 605 | 136% | 12 |
| St Michael's (Walsh) | 164 | 92 | 56% | 0 |
| Total | 1,713 | 1,698 | 99% | 18 |



Refresher: Student Distribution

October 2024 Student Distribution

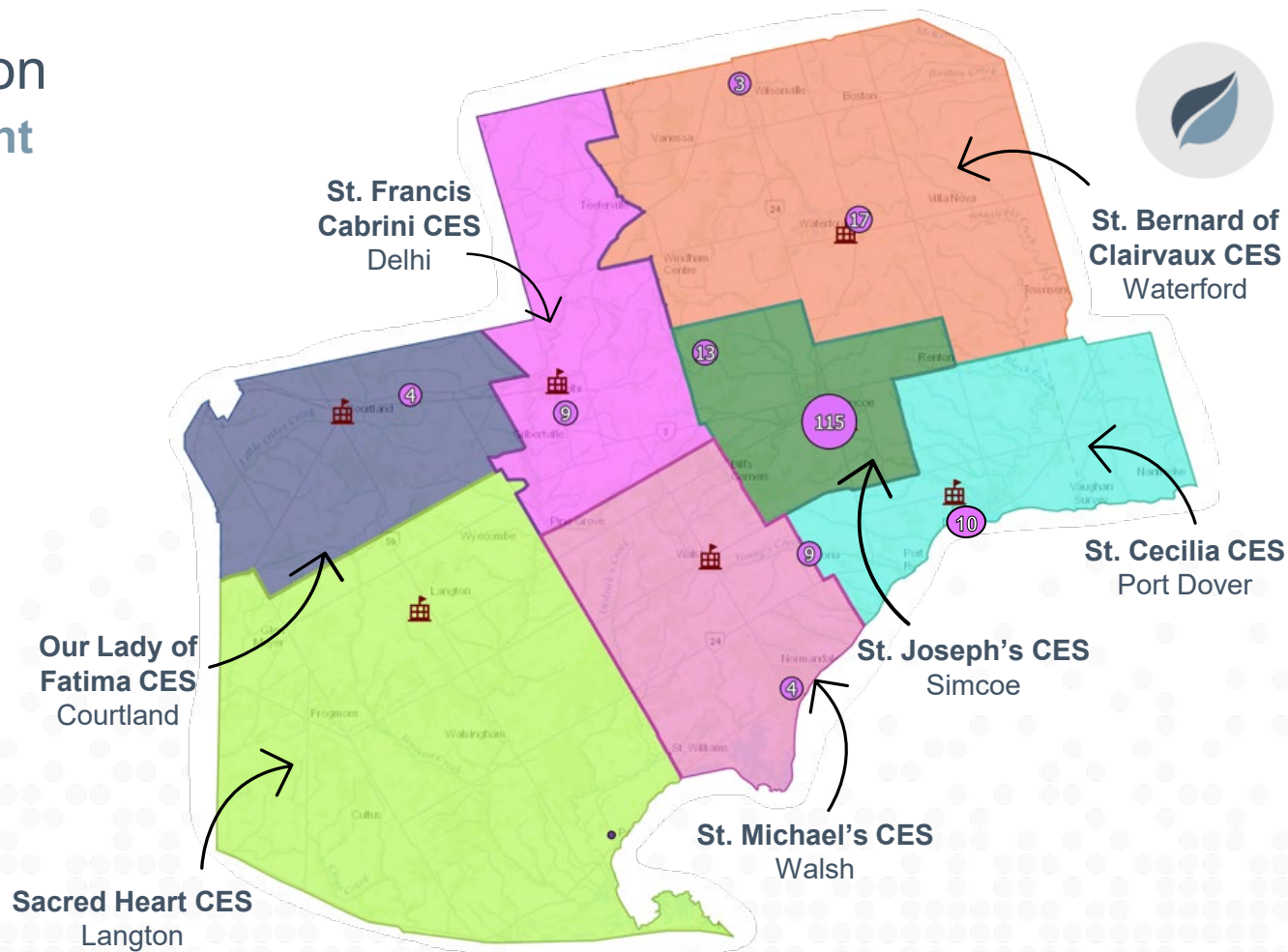
English Track Students



Student Distribution

October 2024 Student Distribution

French Immersion Students



Current Situation (Updated Enrolments)

Historical and Projected Enrolments and Facility Utilization



| School | On-the-Ground Capacity | Historical | | | Current | Projected | | |
|--------------------------------|------------------------|--------------|--------------|--------------|--------------|--------------|--------------|--------------|
| | | 2011/ 2012 | 2016/ 2017 | 2021/ 2022 | 2024 / 2025 | 2025 / 2026 | 2029 / 2030 | 2034 / 2035 |
| Our Lady of Fatima (Courtland) | 141 | 113 | 102 | 79 | 70 | 69 | 54 | 48 |
| Sacred Heart (Langton) | 294 | 250 | 202 | 160 | 148 | 149 | 130 | 130 |
| St. Bernard of Clairvaux | 210 | 200 | 161 | 263 | 326 | 319 | 344 | 353 |
| St Cecilia's | 190 | 184 | 137 | 129 | 140 | 156 | 215 | 228 |
| St Frances Cabrini | 268 | 232 | 249 | 315 | 317 | 321 | 346 | 361 |
| St. Joseph's | 446 | 425 | 451 | 551 | 605 | 617 | 644 | 731 |
| St Michael's (Walsh) | 164 | 111 | 100 | 95 | 92 | 89 | 82 | 69 |
| Total | 1,713 | 1,515 | 1,402 | 1,592 | 1,698 | 1,721 | 1,816 | 1,921 |

| School | On-the-Ground Capacity | Historical | | | Current | Projected | | |
|--------------------------------|------------------------|------------|------------|------------|-------------|-------------|-------------|-------------|
| | | 2011/ 2012 | 2016/ 2017 | 2021/ 2022 | 2024 / 2025 | 2025 / 2026 | 2029 / 2030 | 2034 / 2035 |
| Our Lady of Fatima (Courtland) | 141 | 80% | 72% | 56% | 50% | 49% | 38% | 34% |
| Sacred Heart (Langton) | 294 | 85% | 69% | 54% | 50% | 51% | 44% | 44% |
| St. Bernard of Clairvaux | 210 | 95% | 77% | 125% | 155% | 152% | 164% | 168% |
| St Cecilia's | 190 | 97% | 72% | 68% | 74% | 82% | 113% | 120% |
| St Frances Cabrini | 268 | 87% | 93% | 118% | 118% | 120% | 129% | 135% |
| St. Joseph's | 446 | 95% | 101% | 124% | 136% | 138% | 144% | 164% |
| St Michael's (Walsh) | 164 | 68% | 61% | 58% | 56% | 54% | 50% | 42% |
| Total | 1,713 | 88% | 82% | 93% | 99% | 100% | 106% | 112% |

Note: Table has been revised since the previous committee meeting utilizing October 31, 2024 preliminary enrolment and updated projections.

Current Situation (Updated Enrolments)

2024/2025 Snapshot: Enrolment and Facility Utilization by Program



| School | On-the-Ground Capacity | Regular Track | French Immersion | Total Enrolment | | Utilization including FI | Utilization excluding FI |
|--------------------------------|------------------------|---------------|------------------|-----------------|--|--------------------------|--------------------------|
| Our Lady of Fatima (Courtland) | 141 | 70 | - | 70 | | 50% | 50% |
| Sacred Heart (Langton) | 294 | 148 | - | 148 | | 50% | 50% |
| St. Bernard of Clairvaux | 210 | 327 | - | 327 | | 156% | 156% |
| St Cecilia's | 190 | 142 | - | 142 | | 75% | 75% |
| St Frances Cabrini | 268 | 317 | - | 317 | | 118% | 118% |
| St. Joseph's | 446 | 430 | 183 | 613 | | 137% | 96% |
| St Michael's (Walsh) | 164 | 93 | - | 93 | | 57% | 57% |
| Total | 1,713 | 1,527 | 183 | 1,710 | | 100% | 89% |

Source: Derived from October 2024 student plots.

Current Situation

2024/2025 Snapshot: Students Returned to Home Boundary



| Attending School | OTG | Current Enrolment | Current Utilization | Current Portables | Students Returned Enrolment | Students Returned Utilization | Portables Needed* |
|--------------------------------|--------------|-------------------|---------------------|-------------------|-----------------------------|-------------------------------|-------------------|
| Our Lady of Fatima (Courtland) | 141 | 70 | 50% | 0 | 72 | 51% | 0 |
| Sacred Heart (Langton) | 294 | 148 | 50% | 0 | 142 | 48% | 0 |
| St. Bernard of Clairvaux | 210 | 327 | 156% | 5 | 330 | 157% | 6 |
| St Cecilia's | 190 | 142 | 75% | 0 | 140 | 74% | 0 |
| St Frances Cabrini | 268 | 317 | 118% | 1 | 306 | 114% | 2 |
| St. Joseph | 446 | 613 | 137% | 12 | 608 | 136% | 8 |
| St Michael's (Walsh) | 164 | 93 | 57% | 0 | 114 | 70% | 0 |
| Total | 1,713 | 1,710 | 100% | 18 | 1,712 | 100% | 16 |

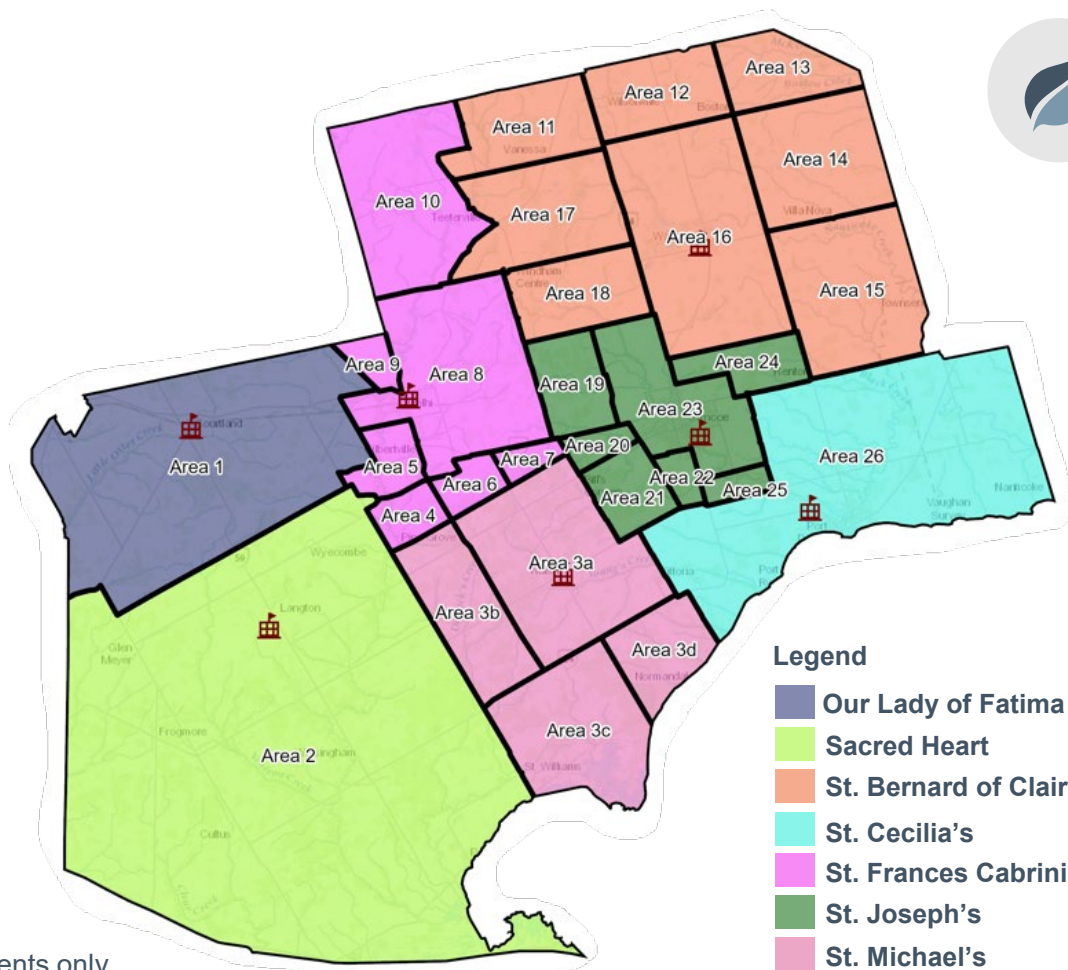
* Portables Needed calculated by subtracting OTG from existing students and dividing by 23 (1 classroom).

Source: Derived from October 2024 student plots.

Areas for Consideration



| School | Area | Student Count |
|--------------------------|----------------|---------------|
| Our Lady of Fatima | Area 1 | 72 |
| Sacred Heart | Area 2 | 142 |
| St. Michael's | Area 3 (Total) | 114 |
| | Area 3a | 52 |
| | Area 3b | 27 |
| | Area 3c | 30 |
| | Area 3d | 5 |
| St. Frances Cabrini | Area 4 | 7 |
| | Area 5 | 23 |
| | Area 6 | 4 |
| | Area 7 | 1 |
| | Area 8 | 244 |
| | Area 9 | 16 |
| | Area 10 | 11 |
| St. Bernard of Clairvaux | Area 11 | 18 |
| | Area 12 | 16 |
| | Area 13 | 14 |
| | Area 14 | 17 |
| | Area 15 | 34 |
| | Area 16 | 188 |
| | Area 17 | 24 |
| | Area 18 | 19 |
| | Area 19 | 10 |
| St. Joseph | Area 20 | 7 |
| | Area 21 | 13 |
| | Area 22 | 36 |
| | Area 23 | 341 |
| | Area 24 | 14 |
| | Area 25 | 4 |
| St. Cecilia's | Area 26 | 140 |
| Total | | 1,529 |



Legend

- Our Lady of Fatima
- Sacred Heart
- St. Bernard of Clairvaux
- St. Cecilia's
- St. Frances Cabrini
- St. Joseph's
- St. Michael's

Note: Student Count refers to English-track students only.

Norfolk County Attendance Boundary Review

Preliminary Ideas for Consideration



1. Boundary Adjustment

- ***Consultant thinks there is potential to move areas 4-7, 9, 15, 20-22, 24, & 25***

2. Program Relocation

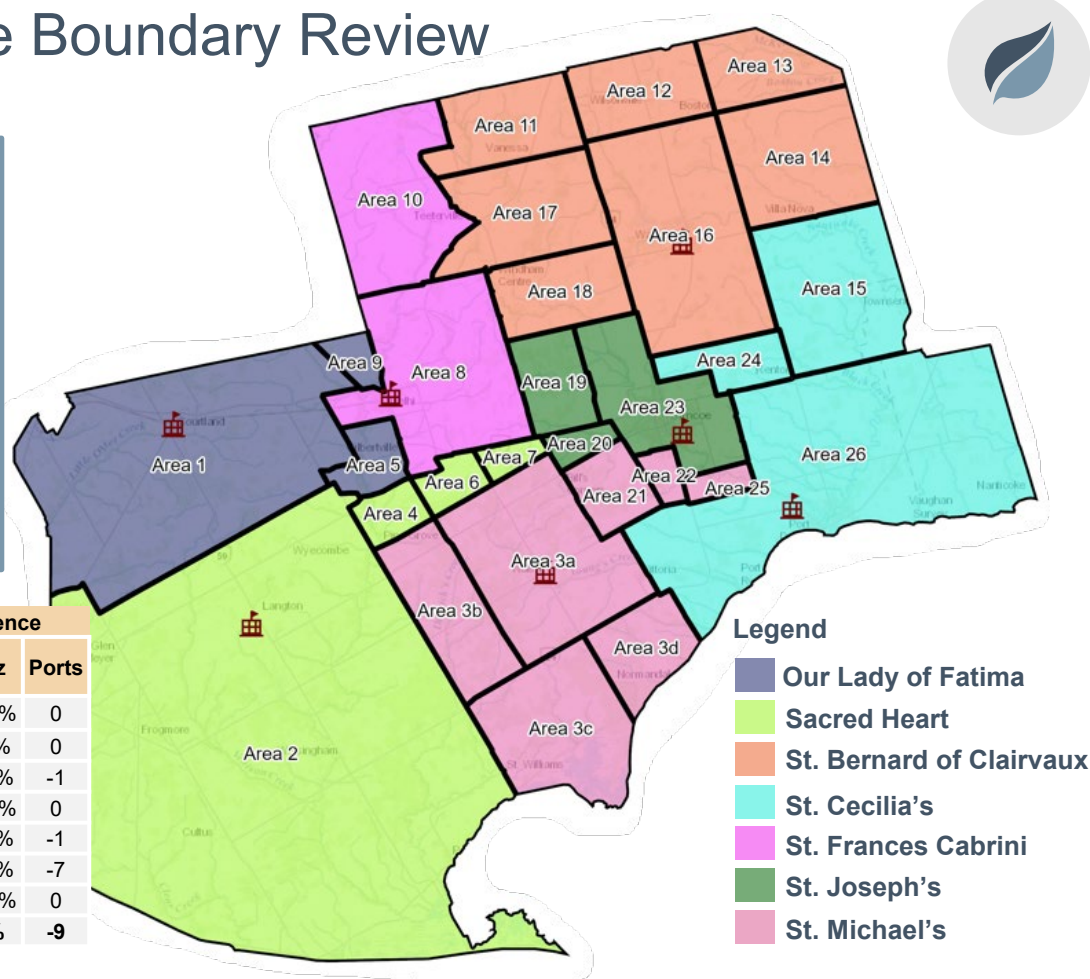
- ***Expansion of the French Immersion program to under-enrolled schools (e.g., Our Lady of Fatima, Sacred Heart, St. Michael's).***
- ***Consider splitting the French Immersion program by grade level with an under-enrolled school: JK-3 at one school and Grades 4-8 at another.***
- ***Consider relocating the French Immersion program entirely to an under-enrolled school and establishing a single-track French Immersion school.***

Norfolk County Attendance Boundary Review

Idea for Consideration 1a

- Areas 5+9 from St. Frances Cabrini sent to Our Lady of Fatima
- Areas 4+6+7 from St. Frances Cabrini sent to Sacred Heart
- Area 15 from St. Bernard of Clairvaux and Area 24 from St. Joseph's sent to St. Cecilia's
- Areas 21+22+25 from St. Joseph's sent to St. Michael's
- FI remains unchanged
- Sacred Heart's utilization remains around 50%
- St. Bernard of Clairvaux's utilization remains high, but has 5 portables on site to accommodate students (and would only need 4)

| School | On-the-Ground Capacity | 2024/2025 | | | Difference | | |
|--------------------------------|------------------------|--------------|-------------|----------|------------|-----------|-----------|
| | | Enrol | Utz | Ports | Enrol | Utz | Ports |
| Our Lady of Fatima (Courtland) | 141 | 107 | 76% | 0 | +37 | +26% | 0 |
| Sacred Heart (Langton) | 294 | 153 | 52% | 0 | +5 | +2% | 0 |
| St. Bernard of Clairvaux | 210 | 302 | 144% | 4 | -25 | -12% | -1 |
| St Cecilia's | 190 | 180 | 95% | 0 | +38 | +20% | 0 |
| St Frances Cabrini | 268 | 260 | 97% | 0 | -57 | -21% | -1 |
| St. Joseph's | 446 | 553 | 124% | 5 | -60 | -13% | -7 |
| St Michael's (Walsh) | 164 | 157 | 96% | 0 | +64 | +39% | 0 |
| Total | 1,713 | 1,712 | 100% | 9 | +2 | 0% | -9 |

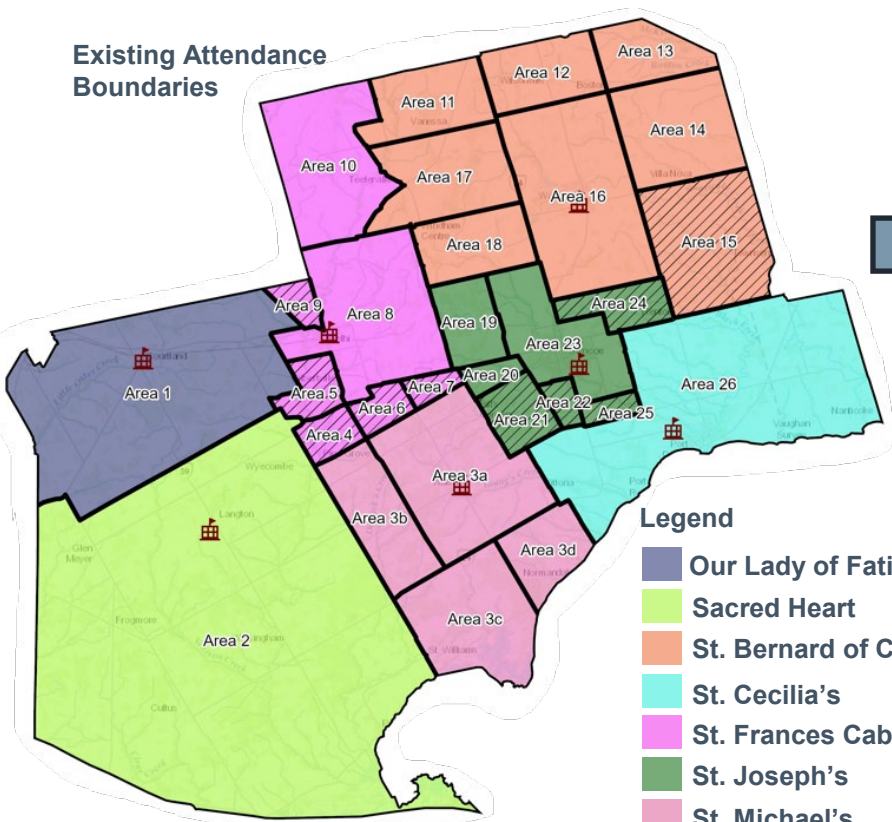


Norfolk County Attendance Boundary Review

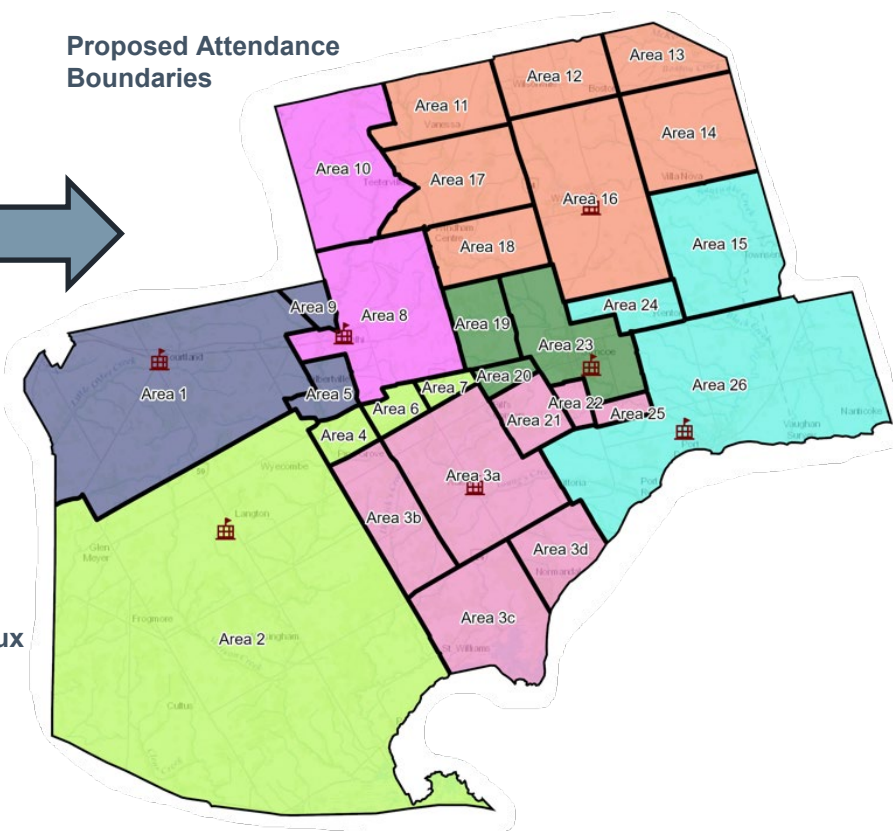
Idea for Consideration 1a



Existing Attendance Boundaries



Proposed Attendance Boundaries



Legend

- Our Lady of Fatima
- Sacred Heart
- St. Bernard of Clairvaux
- St. Cecilia's
- St. Frances Cabrini
- St. Joseph's
- St. Michael's

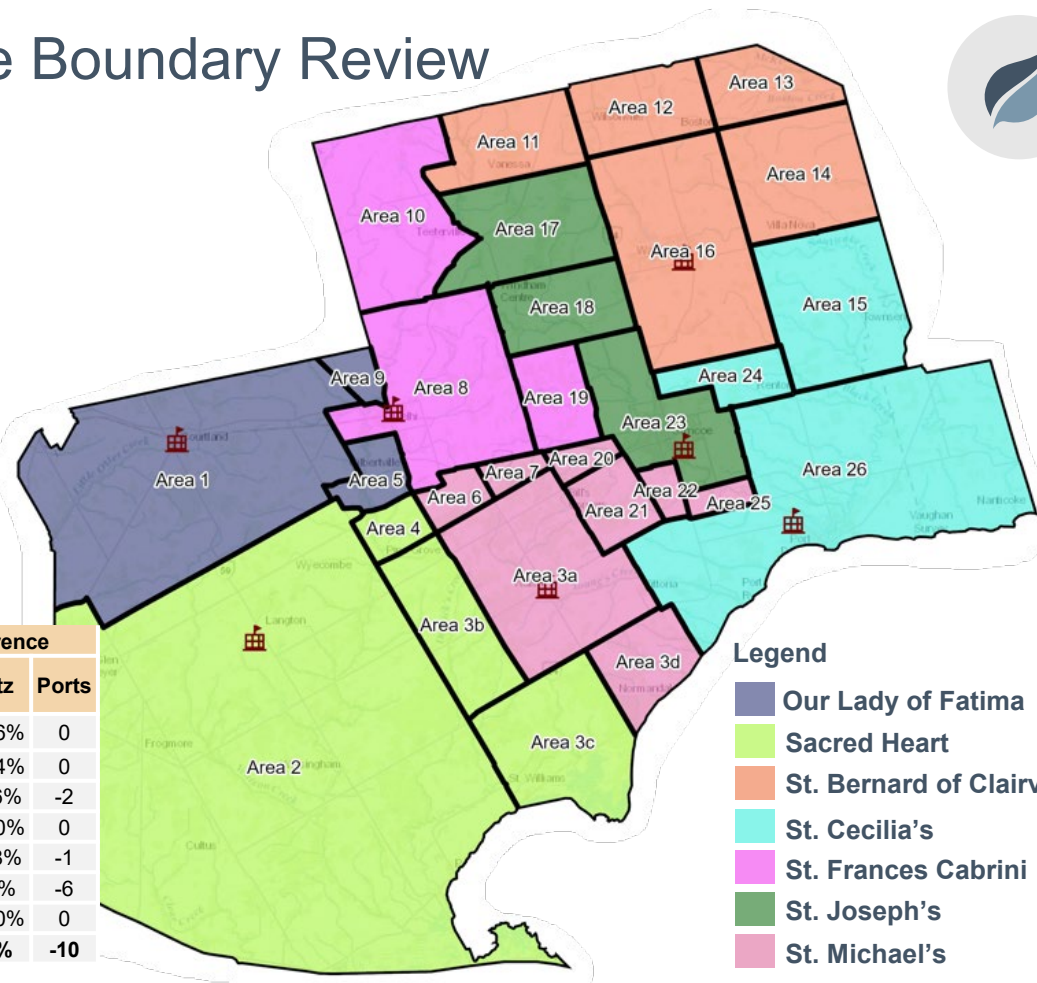
Norfolk County Attendance Boundary Review

Idea for Consideration 1b



- Areas 5+9 from St. Frances Cabrini sent to Our Lady of Fatima
- Area 4 from St. Frances Cabrini and areas 3b+3c from St. Michael's sent to Sacred Heart
- Area 15 from St. Bernard of Clairvaux and Area 24 from St. Joseph's sent to St. Cecilia's
- Areas 6+7 from St. Frances Cabrini and areas 20+21+22+25 sent to St. Michael's
- Area 19 from St. Joseph's sent to St. Frances Cabrini
- Areas 17+18 from St. Bernard of Clairvaux sent to St. Joseph's
- FI remains unchanged

| School | On-the-Ground Capacity | 2024/2025 | | | Difference | | |
|--------------------------------|------------------------|--------------|-------------|----------|------------|-----------|------------|
| | | Enrol | Utz | Ports | Enrol | Utz | Ports |
| Our Lady of Fatima (Courtland) | 141 | 107 | 76% | 0 | +37 | +26% | 0 |
| Sacred Heart (Langton) | 294 | 190 | 65% | 0 | +42 | +14% | 0 |
| St. Bernard of Clairvaux | 210 | 273 | 130% | 3 | -54 | -26% | -2 |
| St Cecilia's | 190 | 180 | 95% | 0 | +38 | +20% | 0 |
| St Frances Cabrini | 268 | 268 | 100% | 0 | -49 | -18% | -1 |
| St. Joseph's | 446 | 573 | 128% | 6 | -40 | -9% | -6 |
| St Michael's (Walsh) | 164 | 126 | 77% | 0 | +33 | +20% | 0 |
| Total | 1,713 | 1,717 | 100% | 8 | +7 | 0% | -10 |

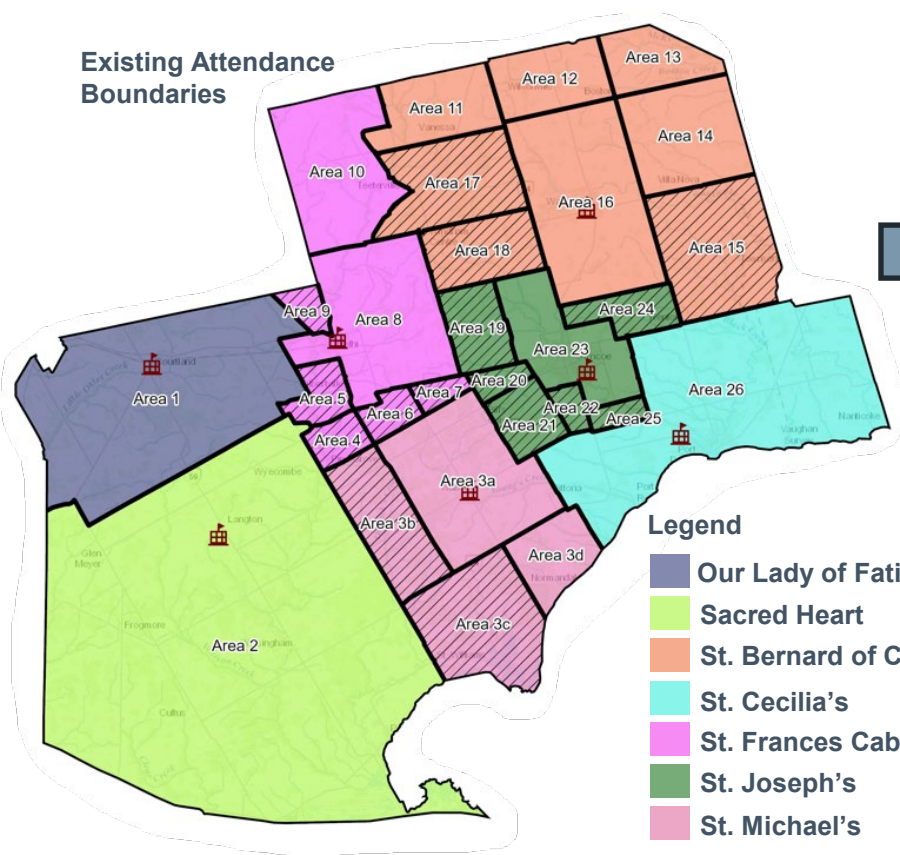


Norfolk County Attendance Boundary Review

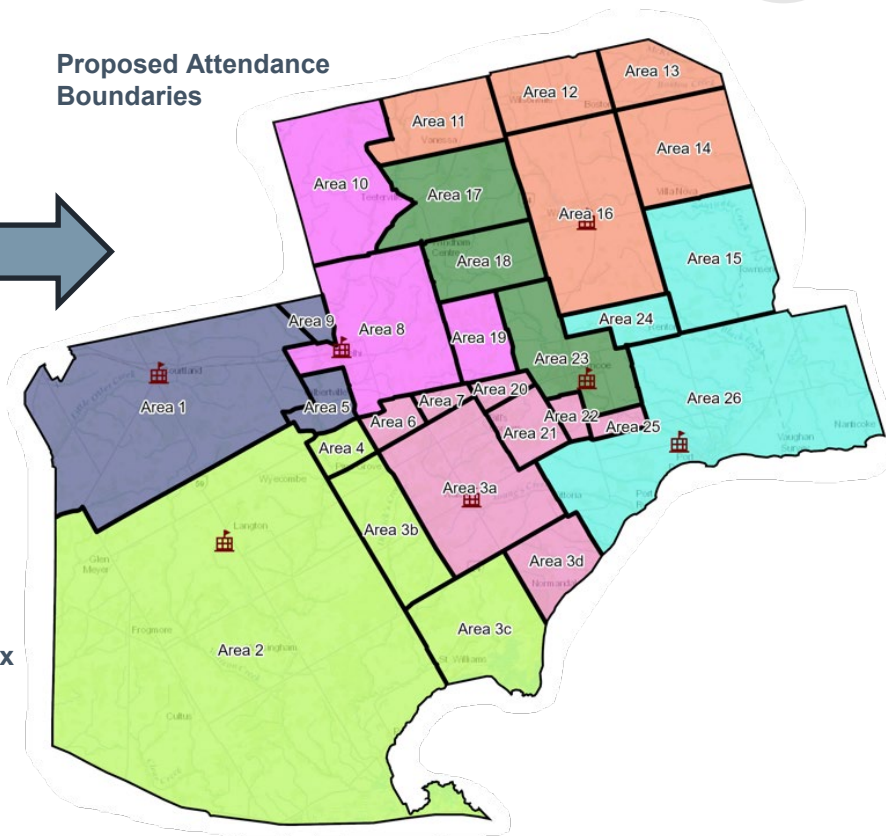
Idea for Consideration 1b



Existing Attendance Boundaries



Proposed Attendance Boundaries



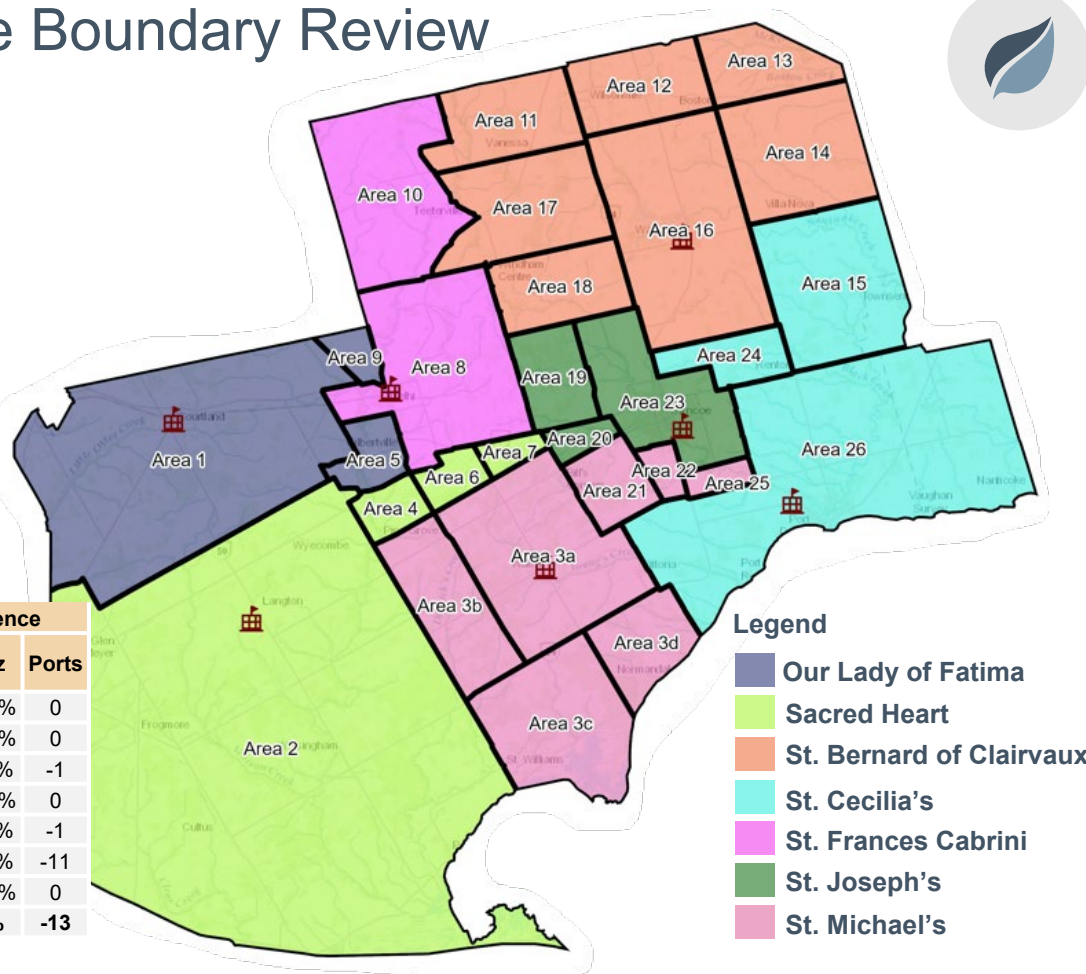
Norfolk County Attendance Boundary Review

Idea for Consideration 2a



- Areas 5+9 from St. Frances Cabrini sent to Our Lady of Fatima
- Areas 4+6+7 from St. Frances Cabrini sent to Sacred Heart
- Area 15 from St. Bernard of Clairvaux and Area 24 from St. Joseph's sent to St. Cecilia's
- Areas 21+22+25 from St. Joseph's sent to St. Michael's
- FI Program Split: 4-8 move from St. Joseph's to Sacred Heart & JK-3 remains at St. Joseph's
- St. Bernard of Clairvaux's utilization remains high, but has 5 portables on site to accommodate students (and would only need 4)

| School | On-the-Ground Capacity | 2024/2025 | | | Difference | | |
|--------------------------------|------------------------|--------------|-------------|----------|------------|-----------|------------|
| | | Enrol | Utz | Ports | Enrol | Utz | Ports |
| Our Lady of Fatima (Courtland) | 141 | 107 | 76% | 0 | +37 | +26% | 0 |
| Sacred Heart (Langton) | 294 | 250 | 85% | 0 | +102 | +35% | 0 |
| St. Bernard of Clairvaux | 210 | 302 | 144% | 4 | -25 | -12% | -1 |
| St Cecilia's | 190 | 180 | 95% | 0 | +38 | +20% | 0 |
| St Frances Cabrini | 268 | 260 | 97% | 0 | -57 | -21% | -1 |
| St. Joseph's | 446 | 461 | 103% | 1 | -152 | -34% | -11 |
| St Michael's (Walsh) | 164 | 157 | 96% | 0 | +64 | +39% | 0 |
| Total | 1,713 | 1,717 | 100% | 5 | +7 | 0% | -13 |

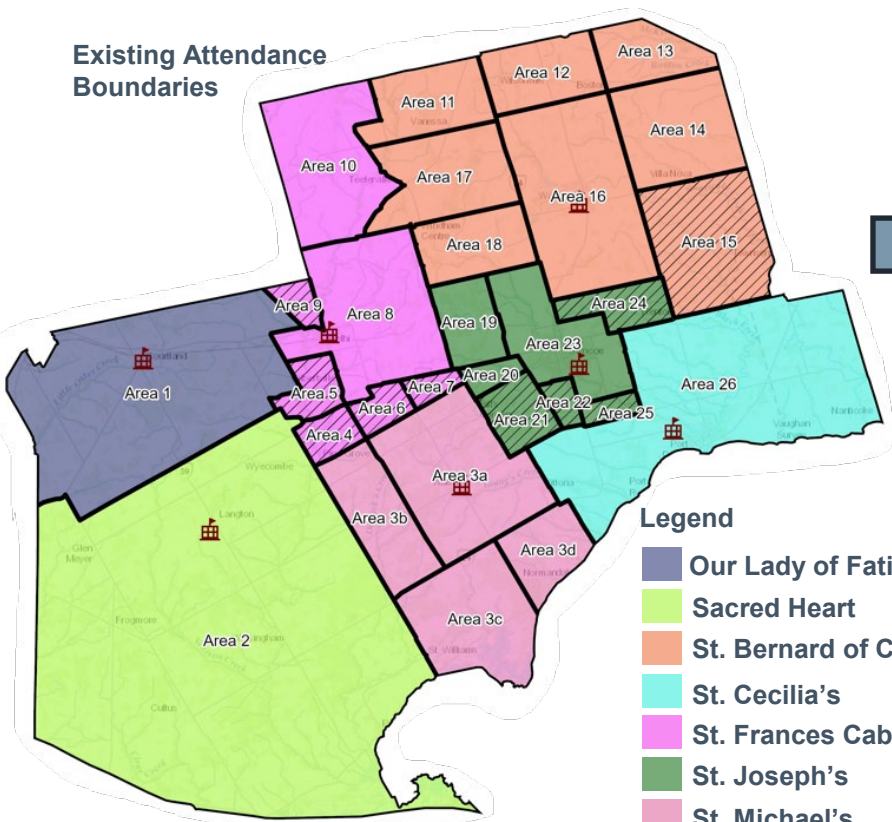


Norfolk County Attendance Boundary Review

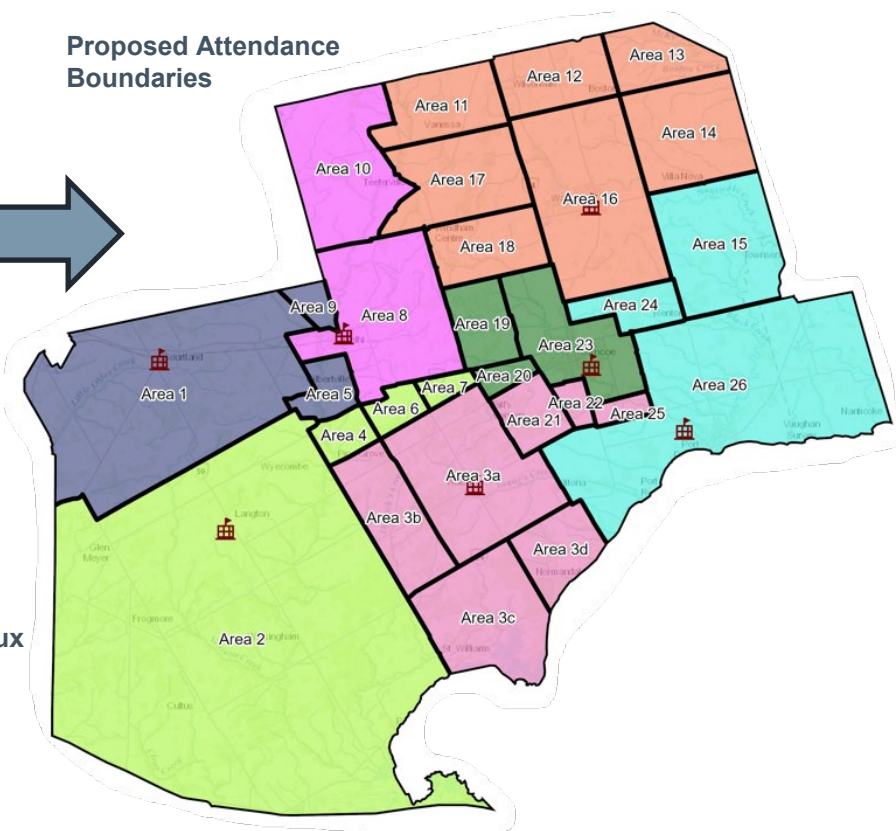
Idea for Consideration 2a



Existing Attendance Boundaries



Proposed Attendance Boundaries



Legend

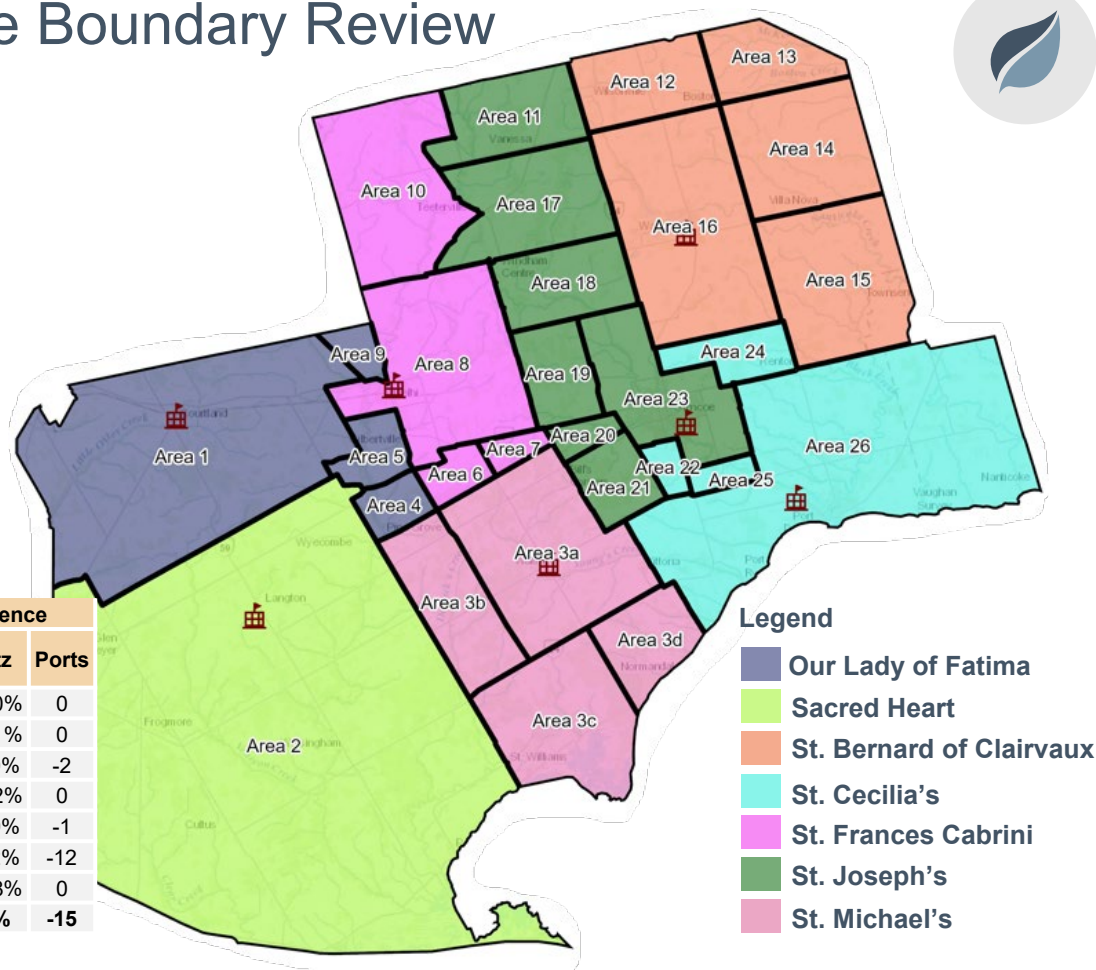
- Our Lady of Fatima
- Sacred Heart
- St. Bernard of Clairvaux
- St. Cecilia's
- St. Frances Cabrini
- St. Joseph's
- St. Michael's

Norfolk County Attendance Boundary Review

Idea for Consideration 2b

- Areas 4+5+9 from St. Frances Cabrini sent to Our Lady of Fatima
- Areas 22+24+25 from St. Joseph's sent to St. Cecilia's
- Areas 11+17+18 from St. Bernard of Clairvaux sent to St. Joseph's
- FI Program Split: 4-8 moves from St. Joseph's to Sacred Heart & JK-3 moves to St. Michael's
- St. Michael's utilization increases to 125%
- St. Bernard of Clairvaux remains above 130% utilization but has 5 portables on site to accommodate students (would only need 3)

| School | On-the-Ground Capacity | 2024/2025 | | | Difference | | |
|--------------------------------|------------------------|--------------|-------------|----------|------------|-----------|------------|
| | | Enrol | Utz | Ports | Enrol | Utz | Ports |
| Our Lady of Fatima (Courtland) | 141 | 113 | 80% | 0 | +43 | +30% | 0 |
| Sacred Heart (Langton) | 294 | 239 | 81% | 0 | +91 | +31% | 0 |
| St. Bernard of Clairvaux | 210 | 286 | 136% | 3 | -41 | -20% | -2 |
| St Cecilia's | 190 | 184 | 97% | 0 | +42 | +22% | 0 |
| St Frances Cabrini | 268 | 265 | 99% | 0 | -52 | -19% | -1 |
| St. Joseph's | 446 | 425 | 95% | 0 | -188 | -42% | -12 |
| St Michael's (Walsh) | 164 | 205 | 125% | 0 | +112 | +68% | 0 |
| Total | 1,713 | 1,717 | 100% | 3 | +7 | 0% | -15 |

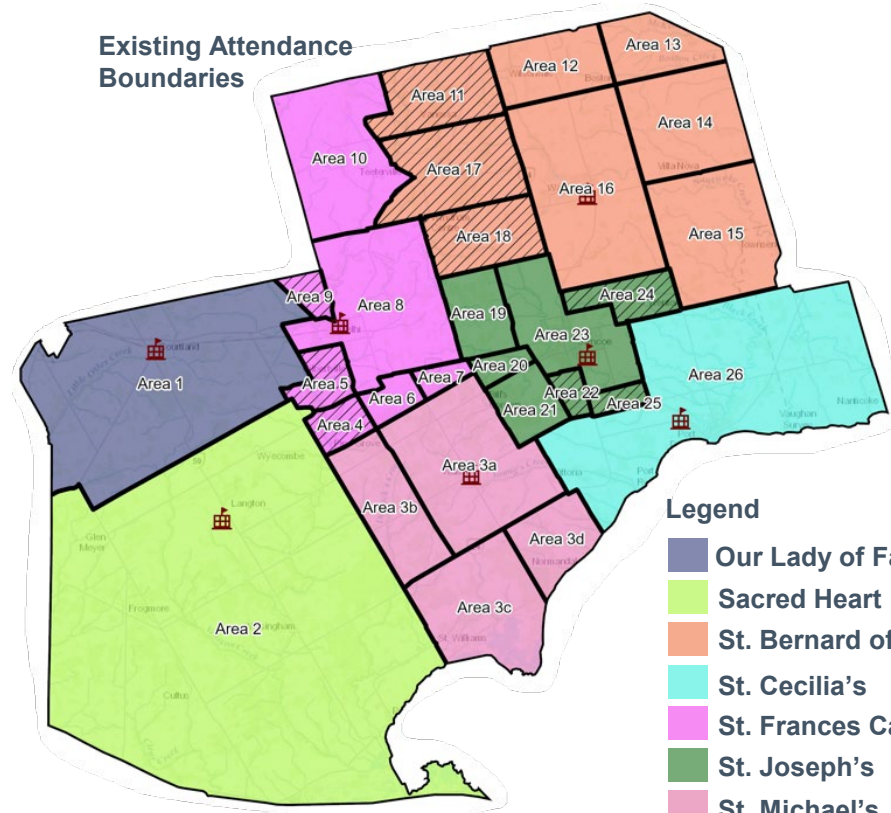


Norfolk County Attendance Boundary Review

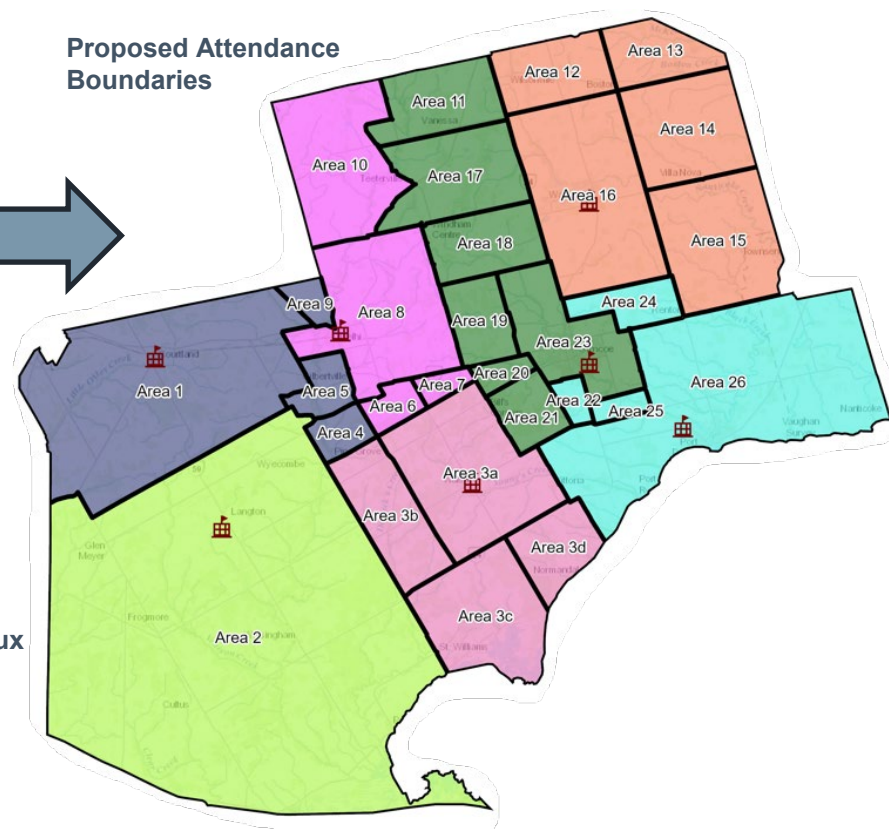
Idea for Consideration 2b



Existing Attendance Boundaries



Proposed Attendance Boundaries



Legend

- Our Lady of Fatima
- Sacred Heart
- St. Bernard of Clairvaux
- St. Cecilia's
- St. Frances Cabrini
- St. Joseph's
- St. Michael's

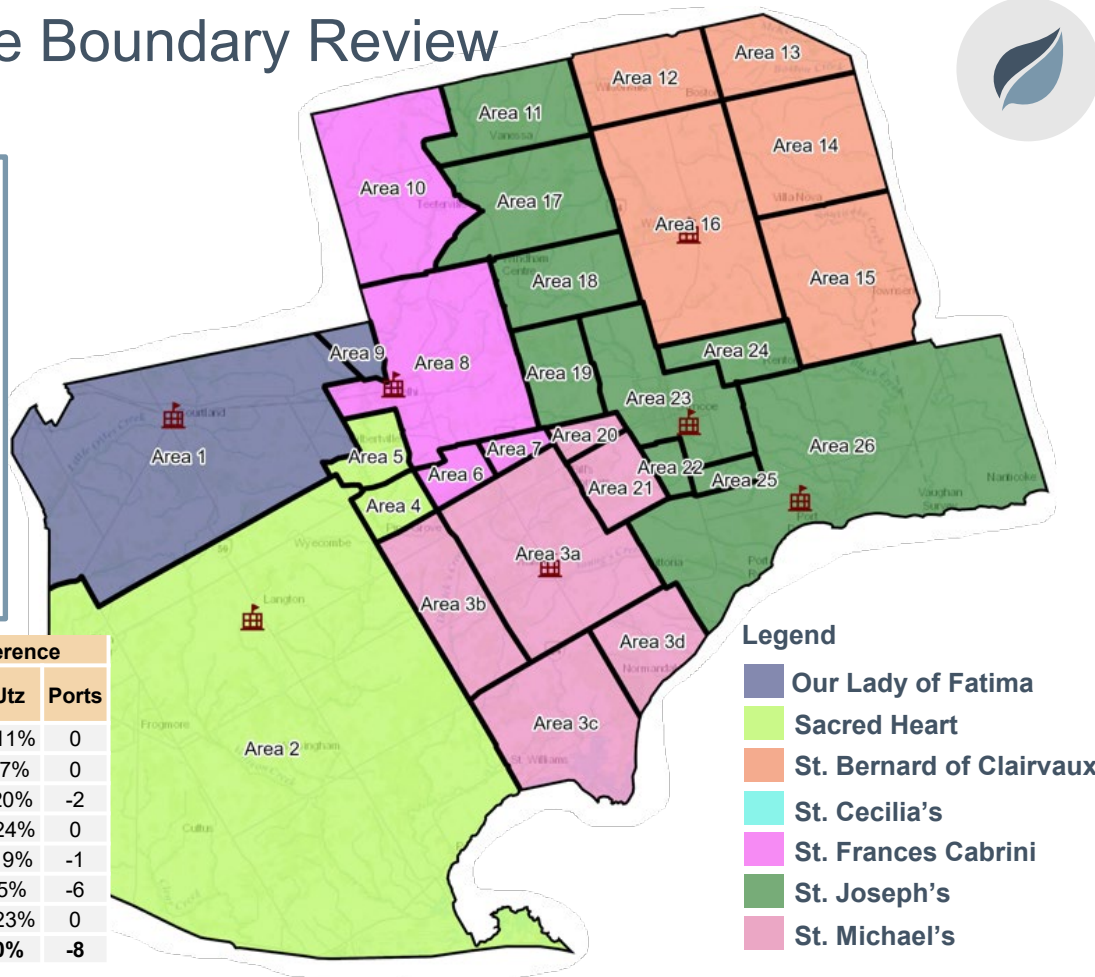
Norfolk County Attendance Boundary Review

Idea for Consideration 2c



- Area 9 from St. Frances Cabrini sent to Our Lady of Fatima
- Areas 4+5 from St. Frances Cabrini sent to Sacred Heart
- Areas 20+21 from St. Joseph's sent to St. Michael's
- Areas 11+17+18 from St. Bernard of Clairvaux sent to St. Joseph's
- St. Cecilia's becomes a ST-FI School
- St. Joseph's and St. Bernard of Clairvaux remain above 130% utilization
 - St. Joseph's currently has 12 portables on site (would only need 6)
 - St. Bernard of Clairvaux currently has 5 portables on site (would only need 3)

| School | On-the-Ground Capacity | 2024/2025 | | | Difference | | |
|--------------------------------|------------------------|--------------|-------------|-----------|------------|-----------|-----------|
| | | Enrol | Utz | Ports | Enrol | Utz | Ports |
| Our Lady of Fatima (Courtland) | 141 | 86 | 61% | 0 | +16 | +11% | 0 |
| Sacred Heart (Langton) | 294 | 169 | 57% | 0 | +21 | +7% | 0 |
| St. Bernard of Clairvaux | 210 | 286 | 136% | 3 | -41 | -20% | -2 |
| St Cecilia's | 190 | 188 | 99% | 0 | +46 | +24% | 0 |
| St Frances Cabrini | 268 | 265 | 99% | 0 | -52 | -19% | -1 |
| St. Joseph's | 446 | 592 | 133% | 6 | -21 | -5% | -6 |
| St Michael's (Walsh) | 164 | 131 | 80% | 0 | +38 | +23% | 0 |
| Total | 1,713 | 1,717 | 100% | 10 | +7 | 0% | -8 |



Legend

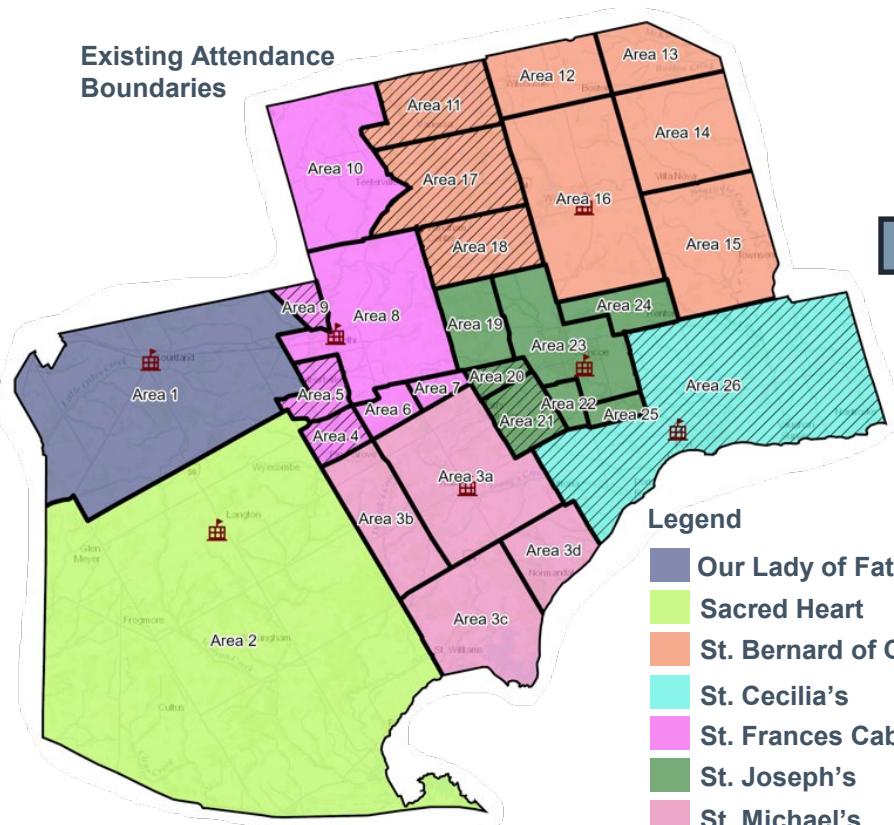
- Our Lady of Fatima
- Sacred Heart
- St. Bernard of Clairvaux
- St. Cecilia's
- St. Frances Cabrini
- St. Joseph's
- St. Michael's

Norfolk County Attendance Boundary Review

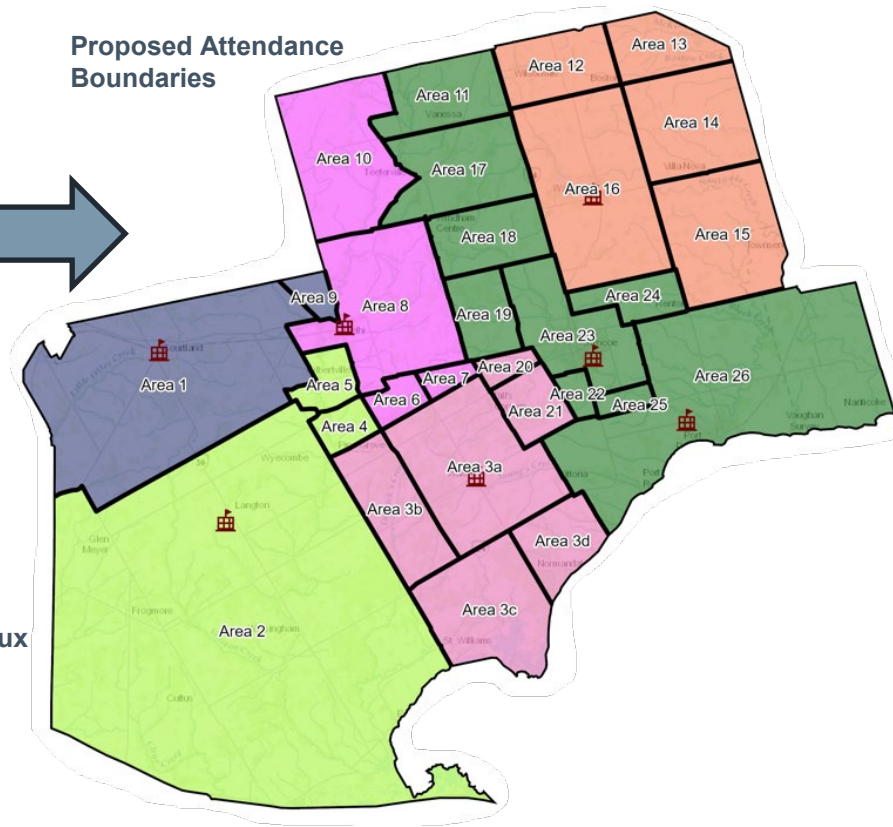
Idea for Consideration 2c



Existing Attendance Boundaries



Proposed Attendance Boundaries



Legend

- Our Lady of Fatima
- Sacred Heart
- St. Bernard of Clairvaux
- St. Cecilia's
- St. Frances Cabrini
- St. Joseph's
- St. Michael's

Key Questions



- Which areas does the committee feel are suitable/not suitable to move?
- Are there community connections to certain areas that may allow for a more appropriate boundary change?
- Should the FI program remain status quo?
- If changes must be made to FI, what is the preferred scenario?
 - Split with junior remaining at St. Joseph and senior grades to another location?
 - Whole program moved out of St. Joseph and split between 2 new locations?
 - Whole program moved out of St. Joseph and a new single track program at a new location?

Future Discussions: Implementation Decisions



- ***School Space Audits/Temporary spaces/Transportation***

- *Conduct school space audits to identify potential temporary holding spaces in under-utilized schools, such as Our Lady of Fatima CES. Ensure that these spaces are adequately prepared to receive students during transition periods or boundary adjustments. Get details on impacts to transportation/bussing times.*

- ***Staffing requirements/needs***

- *Evaluate staffing adjustments needed to accommodate boundary changes and program shifts, including reallocating teaching and support staff, ensuring adequate administrative support, and hiring specialized teachers for expanded programs (e.g., French Immersion).*

- ***Transition Plan***

Next Steps



- Committee members to complete short survey regarding the second committee meeting and perspectives on the preliminary options (online)
- Committee members can submit questions or comments to norfolkcounty@bhncdsb.ca
- Public meeting: January 20th, 2025
- Prepare and present final options to Trustees for approval in Winter/Spring 2025



QUESTIONS