



Norfolk County Attendance Boundary Review: Committee Meeting #3

Brant Haldimand Norfolk Catholic District School Board
February 4, 2025



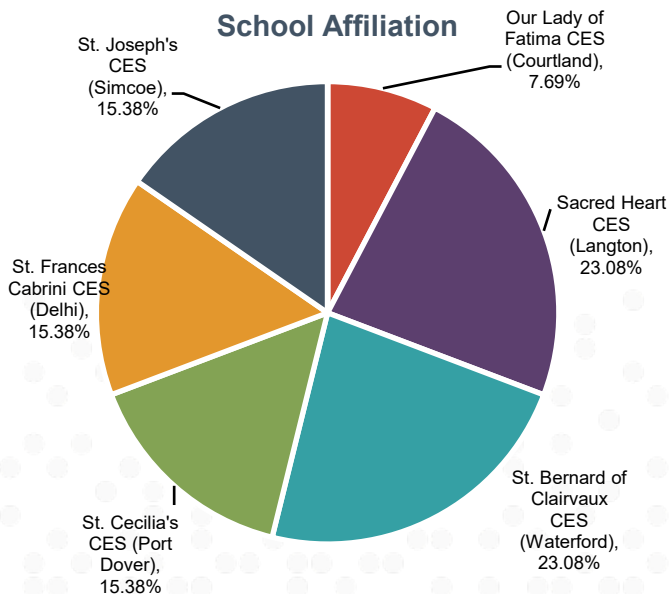
Committee Contributions

Survey #2 – What we heard...

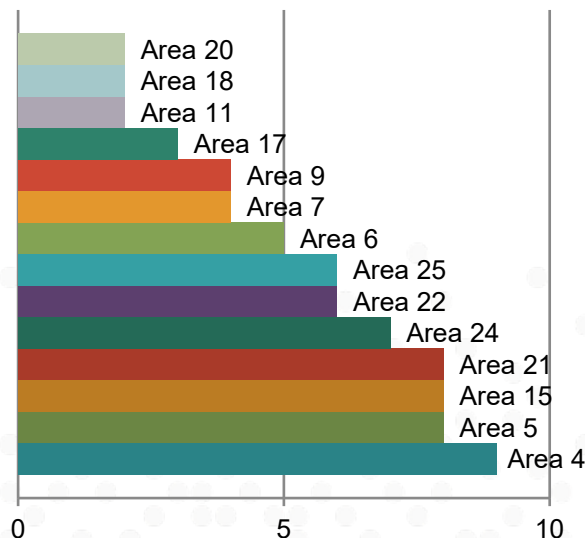
13 Total Responses



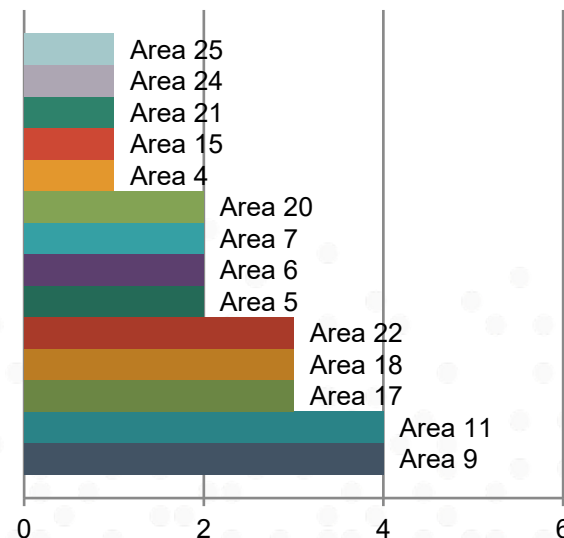
School Affiliation



Areas That Should Move



Areas That Should Not Move



Why Should Those Areas Move/Not Move?

- Decrease numbers for St. Bernard and St. Joseph and increase St. Cecilia's and St. Michael's
- No areas should move and the FI program should be moved to create a single-track FI location
- Moving Areas 5, 9, 11, 15 & 17 doesn't make sense (geographically, from a community stance, etc.)

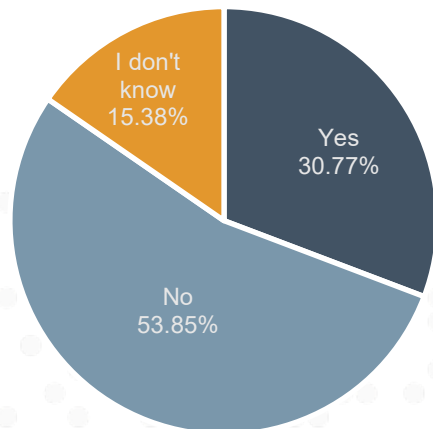
Committee Contributions

Survey #2 – What we heard...

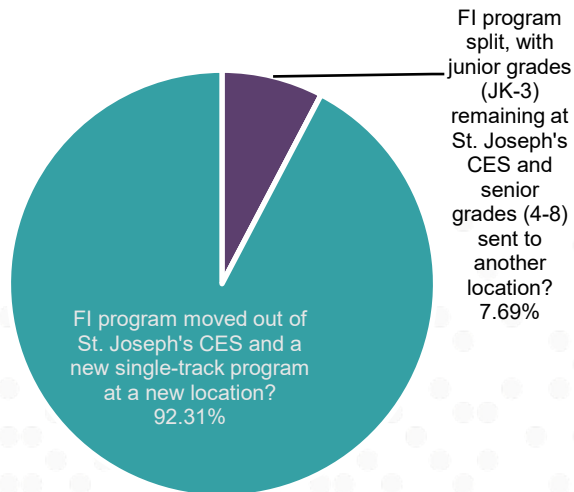
13 Total Responses



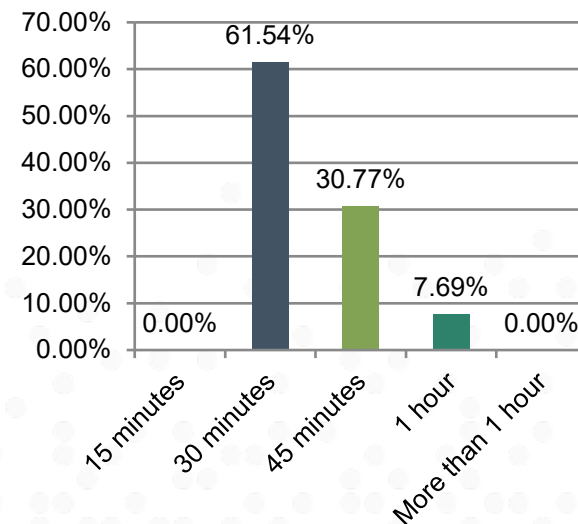
Should the FI program remain status quo (JK-8 at St. Joseph's CES)?



If changes must be made to the FI program, what is the preferred scenario?



What do you believe is an appropriate length of time for a child to be bussed to school?



Why is that the preferred scenario?

- Simcoe is not central to Norfolk County
- St. Michael's would be the optimal location for FI
- Splitting the FI program does not make sense

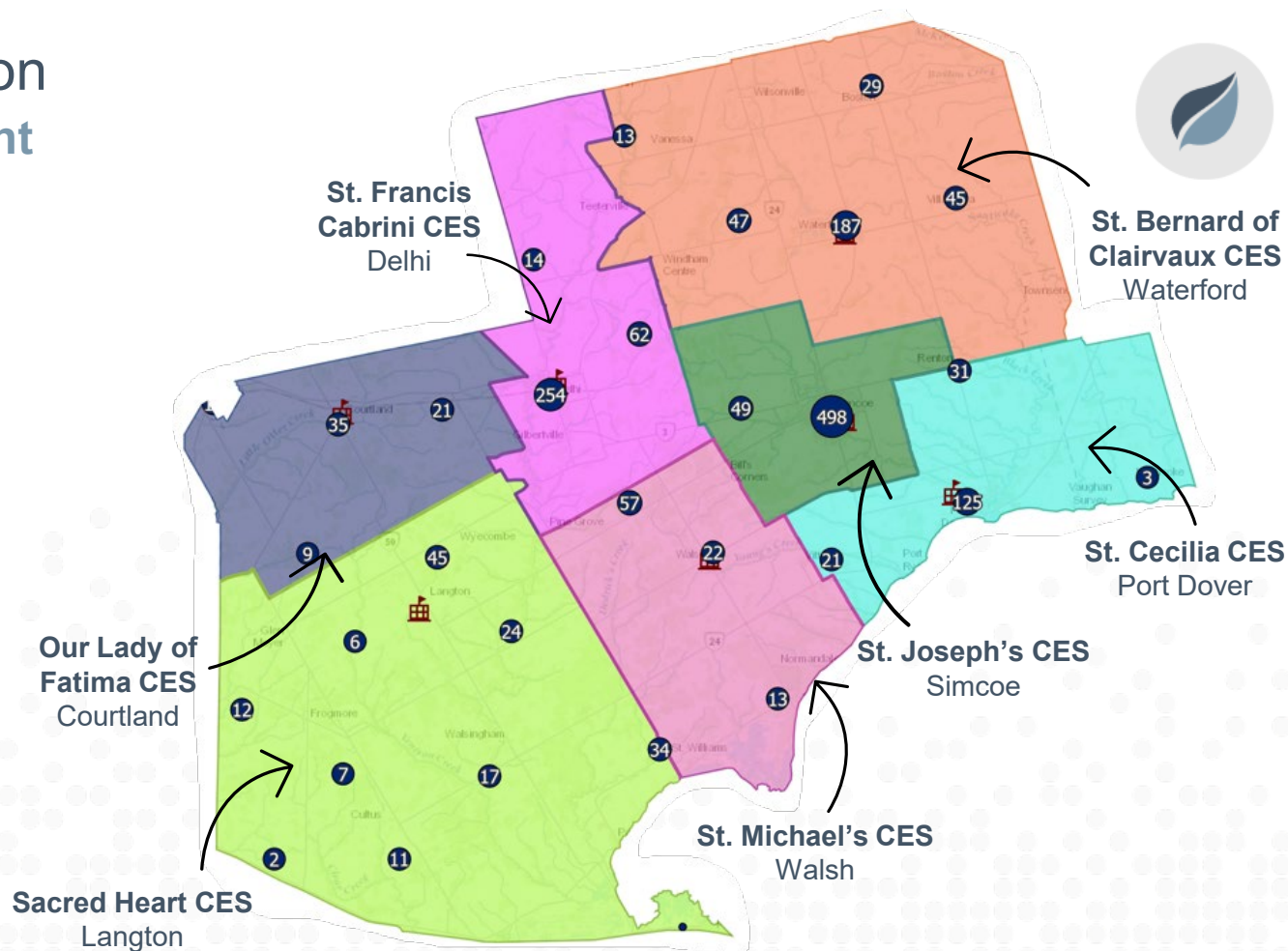
Are there any unique circumstances surrounding your school and community that you feel Board staff and the consultant team should be aware of?

- Each school has strong community ties, and any change will cause upset and disrupt current students
- What type of legacy provisions will be built into the proposed ideas?

Student Distribution

October 2024 Student Distribution

English Track Students



Current Situation

Historical and Projected Enrolments and Facility Utilization



School	On-the-Ground Capacity	Historical			Current	Projected		
		2011/ 2012	2016/ 2017	2021/ 2022	2024 / 2025	2025 / 2026	2029 / 2030	2034 / 2035
Our Lady of Fatima (Courtland)	141	113	102	79	70	69	54	48
Sacred Heart (Langton)	294	250	202	160	148	149	130	130
St. Bernard of Clairvaux	210	200	161	263	326	319	344	353
St Cecilia's	190	184	137	129	140	156	215	228
St Frances Cabrini	268	232	249	315	317	321	346	361
St. Joseph's	446	425	451	551	605	617	644	731
St Michael's (Walsh)	164	111	100	95	92	89	82	69
Total	1,713	1,515	1,402	1,592	1,698	1,721	1,816	1,921

School	On-the-Ground Capacity	Historical			Current	Projected		
		2011/ 2012	2016/ 2017	2021/ 2022	2024 / 2025	2025 / 2026	2029 / 2030	2034 / 2035
Our Lady of Fatima (Courtland)	141	80%	72%	56%	50%	49%	38%	34%
Sacred Heart (Langton)	294	85%	69%	54%	50%	51%	44%	44%
St. Bernard of Clairvaux	210	95%	77%	125%	155%	152%	164%	168%
St Cecilia's	190	97%	72%	68%	74%	82%	113%	120%
St Frances Cabrini	268	87%	93%	118%	118%	120%	129%	135%
St. Joseph's	446	95%	101%	124%	136%	138%	144%	164%
St Michael's (Walsh)	164	68%	61%	58%	56%	54%	50%	42%
Total	1,713	88%	82%	93%	99%	100%	106%	112%

Current Situation

2024/2025 Snapshot: Enrolment and Facility Utilization by Program



School	On-the-Ground Capacity	Regular Track	French Immersion	Total Enrolment		Utilization including FI	Utilization excluding FI
Our Lady of Fatima (Courtland)	141	70	-	70		50%	50%
Sacred Heart (Langton)	294	148	-	148		50%	50%
St. Bernard of Clairvaux	210	327	-	327		156%	156%
St Cecilia's	190	142	-	142		75%	75%
St Frances Cabrini	268	317	-	317		118%	118%
St. Joseph's	446	430	183	613		137%	96%
St Michael's (Walsh)	164	93	-	93		57%	57%
Total	1,713	1,527	183	1,710		100%	89%

Source: Derived from October 2024 student plots.

Current Situation

2024/2025 Snapshot: Students Returned to Home Boundary



Attending School	OTG	Current Enrolment	Current Utilization	Current Portables	Students Returned Enrolment	Students Returned Utilization	Portables Needed*
Our Lady of Fatima (Courtland)	141	70	50%	0	72	51%	0
Sacred Heart (Langton)	294	148	50%	0	142	48%	0
St. Bernard of Clairvaux	210	327	156%	5	330	157%	6
St Cecilia's	190	142	75%	0	140	74%	0
St Frances Cabrini	268	317	118%	1	306	114%	2
St. Joseph	446	613	137%	12	608	136%	8
St Michael's (Walsh)	164	93	57%	0	114	70%	0
Total	1,713	1,710	100%	18	1,712	100%	16

* Portables Needed calculated by subtracting OTG from existing students and dividing by 23 (1 classroom).

Source: Derived from October 2024 student plots.

Norfolk County Attendance Boundary Review

Committee Concerns & Considerations



St. Michael's CES Viability as a single-track French Immersion school

- The school only has an OTG of 160
 - If all current FI students were to move (180+), the school would be over capacity
- The school was built in 1960 and currently relies on a septic system and well water systems to service its needs. The septic/well systems can support the OTG of 160.
- Portables would be subject to this capacity and any additionally portables will most likely not be granted as is. Local County and the MECP both have jurisdiction over this, and these system requirements would likely have to be dealt with before approvals are granted for additional portables.
 - Approval of permits of portables also takes into account washroom and parking requirements.
- A review of the school's electrical power distribution will have to be completed to assess whether there is any capacity within the current electrical service.

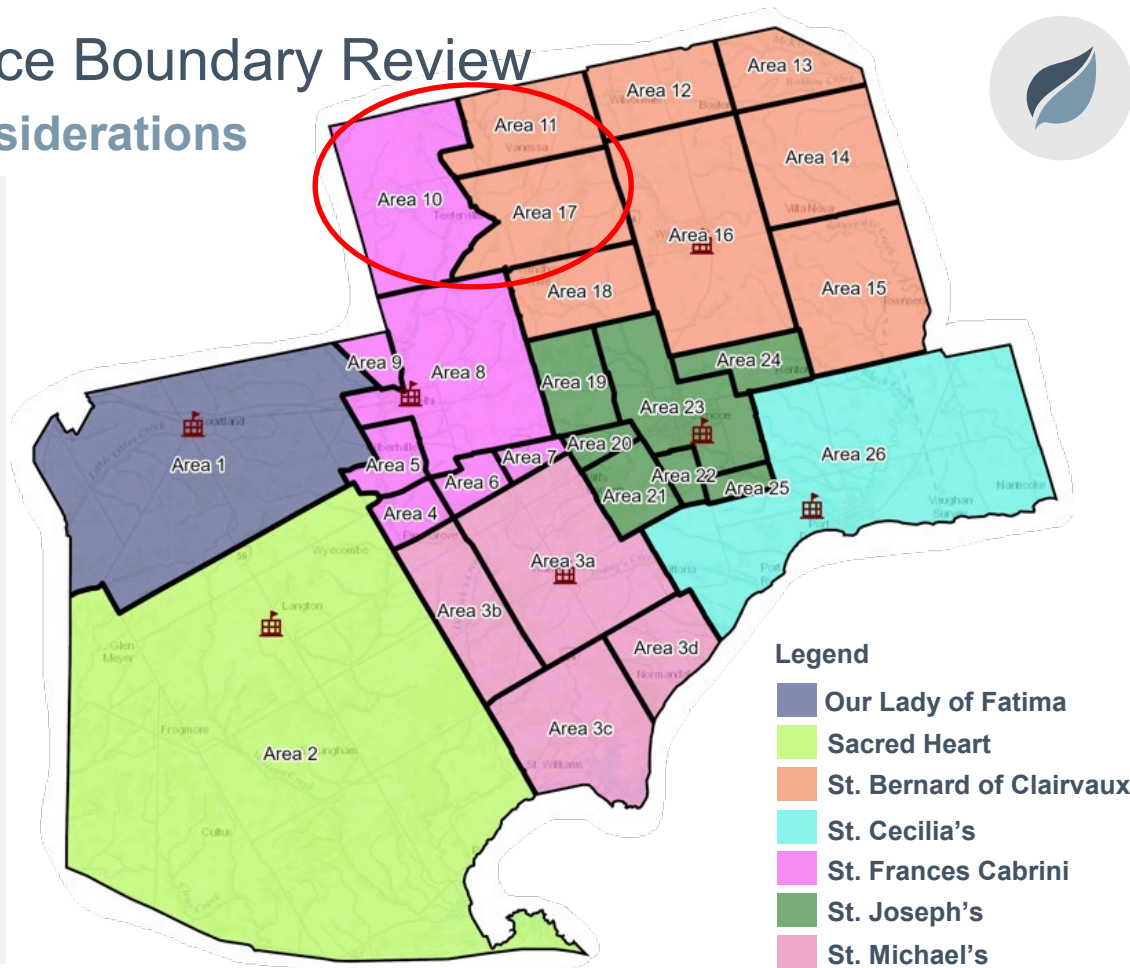
Norfolk County Attendance Boundary Review

Committee Concerns & Considerations



Travelling Distances of Proposed Options

- Areas 11 and 17 too far from St. Joseph's
 - Area 11 average distance to St. Joseph's: 22.6km (+~7km more than avg distance to St. Bernard of Clairvaux), max distance of 28km
 - Area 17 average distance to St. Joseph's: 17.3km (+~7km more than avg distance to St. Bernard of Clairvaux), max distance of 23km
- Potential for Area 10 to go to Our Lady of Fatima
 - Area 10 average distance to OLOF: 20.9km (+~11km more than avg distance to St. Frances Cabrini)



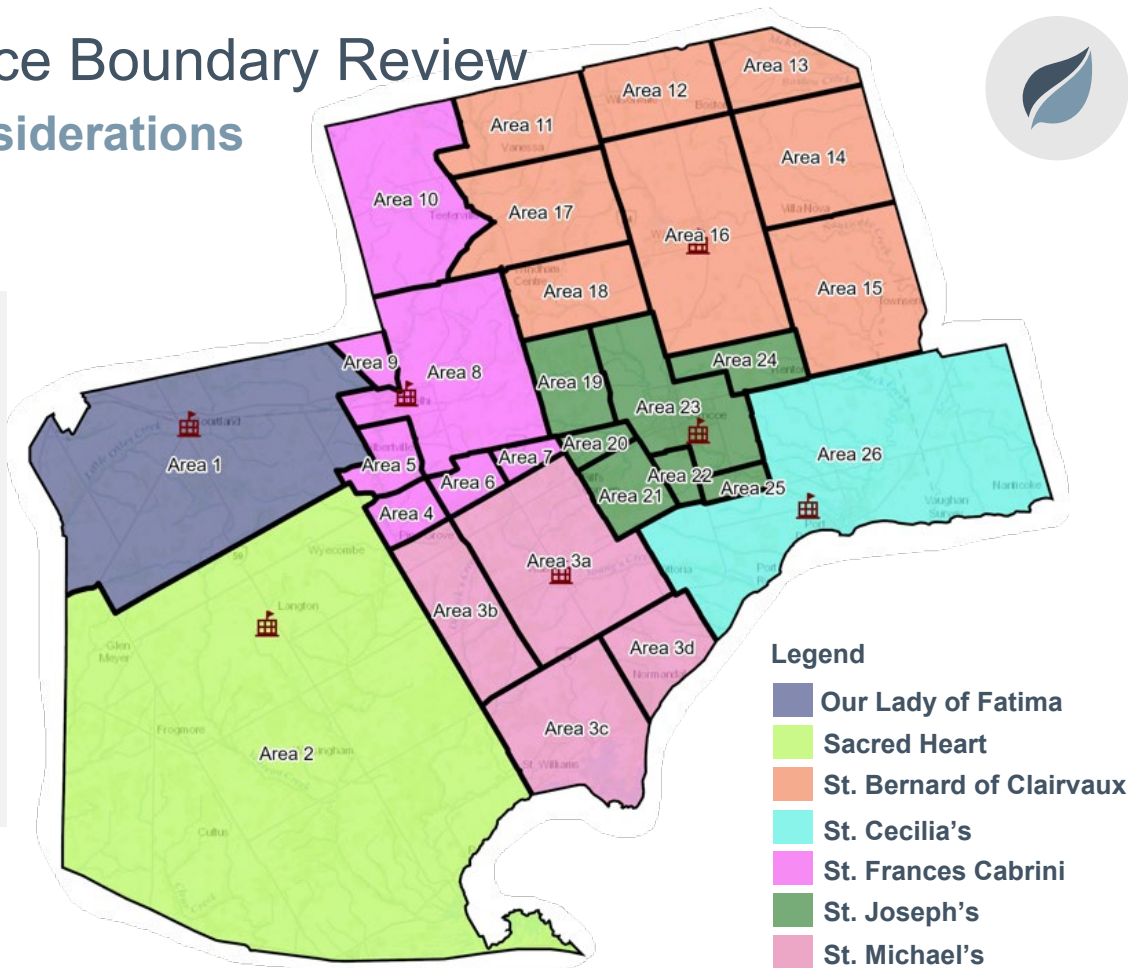
Norfolk County Attendance Boundary Review

Committee Concerns & Considerations



Travelling Distances of Proposed French Immersion Centres

- Average distance to St. Joseph's: 7.4km (52km max)
- Average distance to St. Cecilia's: 14.1km (58km max)
- Average distance to St. Michael's: 15.1km (45km max)
- Average distance to Sacred Heart: 28.3km (46km max)

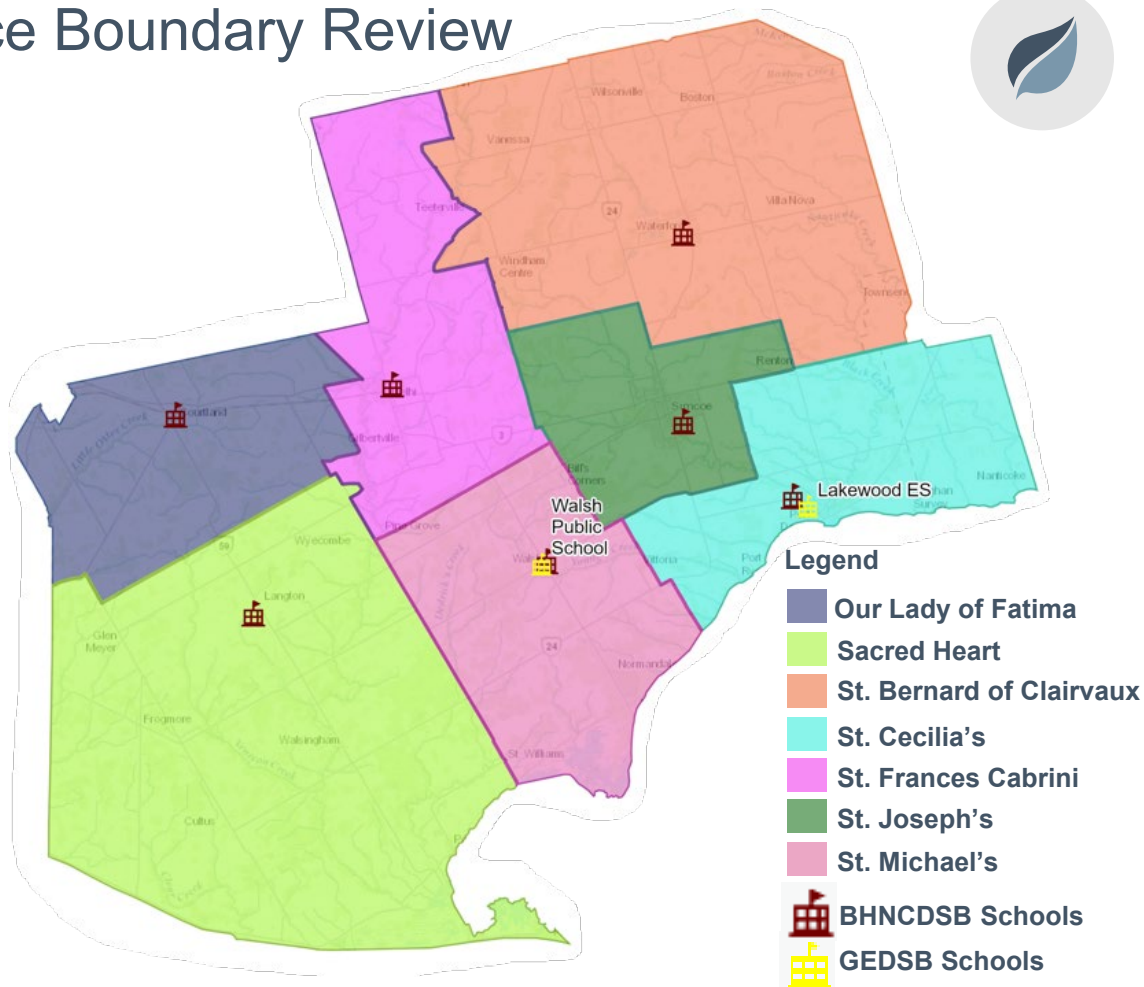


Norfolk County Attendance Boundary Review

Coterminous FI Locations



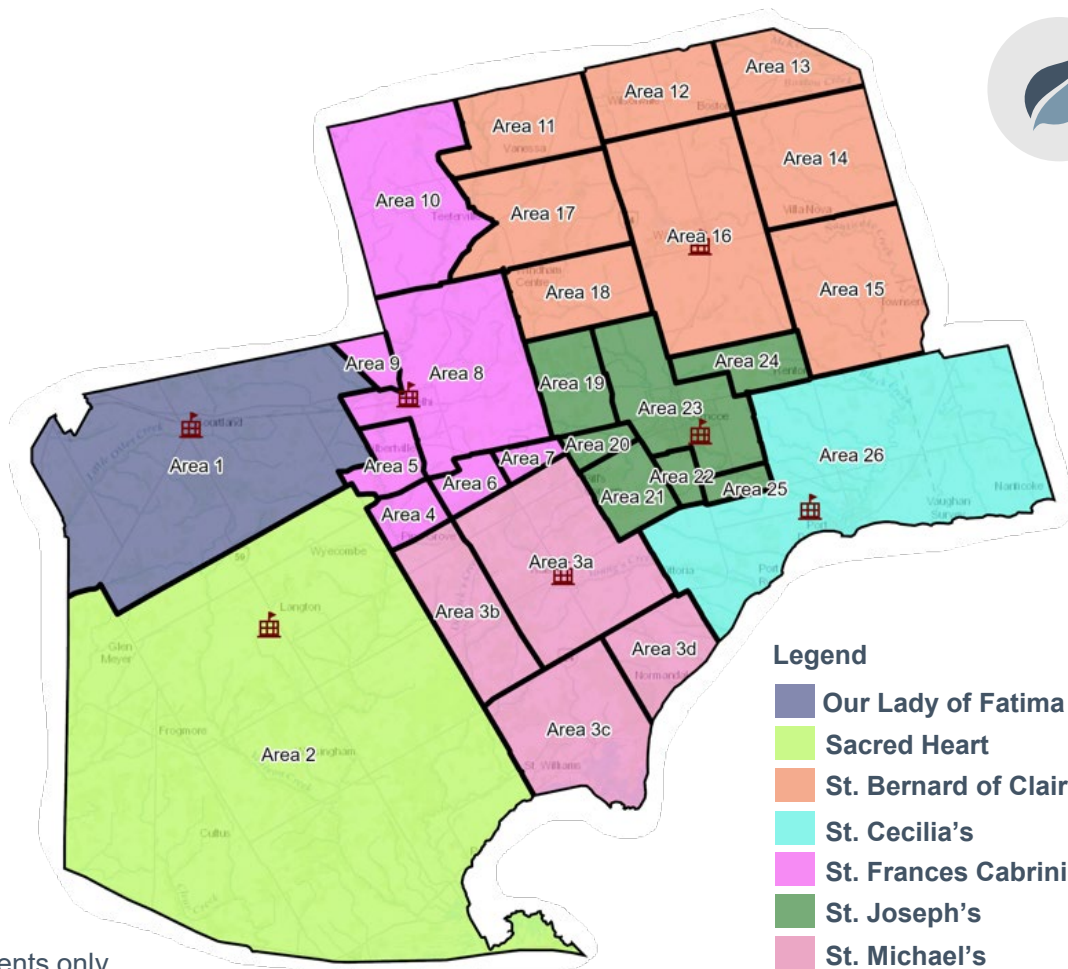
- The Grand Erie District School Board (GEDSB) has two French Immersion locations within Norfolk County:
 - Lakewood Elementary School in Port Dover, and
 - Walsh Public School in Walsh



Areas for Consideration



School	Area	Student Count
Our Lady of Fatima	Area 1	72
Sacred Heart	Area 2	142
St. Michael's	Area 3 (Total)	114
	Area 3a	52
	Area 3b	27
	Area 3c	30
	Area 3d	5
St. Frances Cabrini	Area 4	7
	Area 5	23
	Area 6	4
	Area 7	1
	Area 8	244
	Area 9	16
	Area 10	11
St. Bernard of Clairvaux	Area 11	18
	Area 12	16
	Area 13	14
	Area 14	17
	Area 15	34
	Area 16	188
	Area 17	24
	Area 18	19
St. Joseph	Area 19	10
	Area 20	7
	Area 21	13
	Area 22	36
	Area 23	341
	Area 24	14
	Area 25	4
St. Cecilia's	Area 26	140
Total		1,529



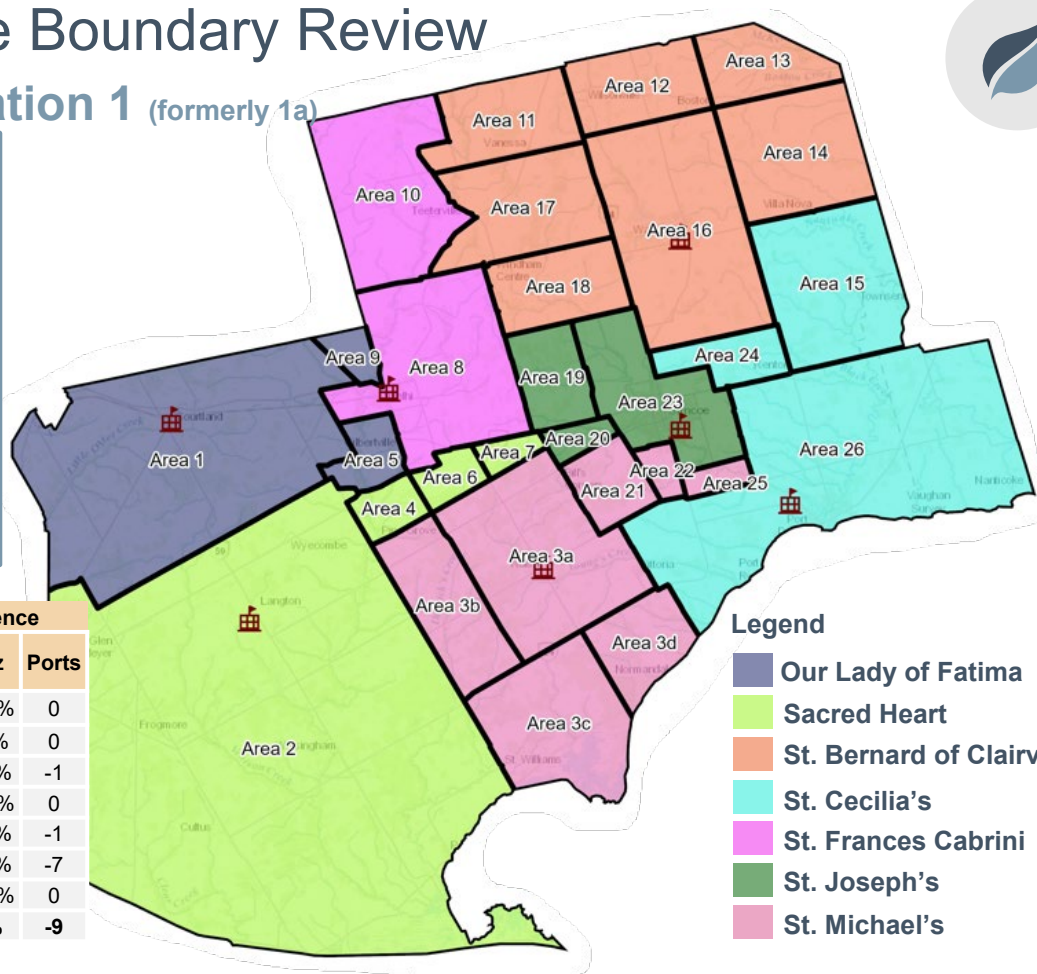
Note: Student Count refers to English-track students only.

Norfolk County Attendance Boundary Review

Preliminary Idea for Consideration 1 (formerly 1a)



- Areas 5+9 from St. Frances Cabrini sent to Our Lady of Fatima
- Areas 4+6+7 from St. Frances Cabrini sent to Sacred Heart
- Area 15 from St. Bernard of Clairvaux and Area 24 from St. Joseph's sent to St. Cecilia's
- Areas 21+22+25 from St. Joseph's sent to St. Michael's
- FI remains unchanged
- Sacred Heart's utilization remains around 50%
- St. Bernard of Clairvaux's utilization remains high, but has 5 portables on site to accommodate students (and would only need 4)



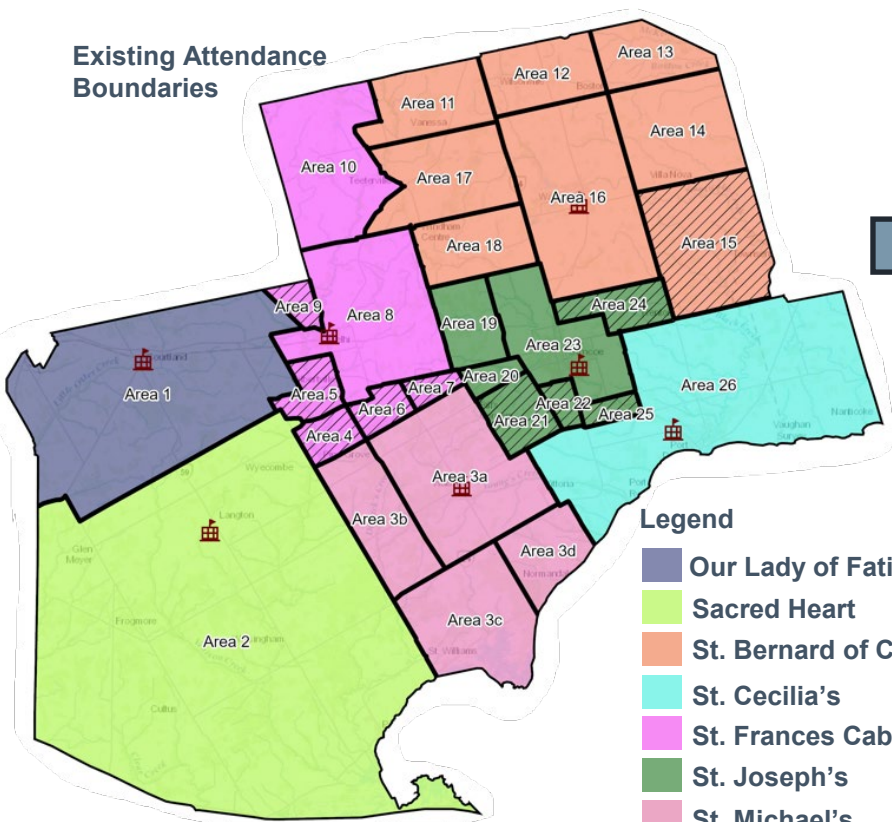
School	On-the-Ground Capacity	2024/2025			Difference		
		Enrol	Utz	Ports	Enrol	Utz	Ports
Our Lady of Fatima (Courtland)	141	107	76%	0	+37	+26%	0
Sacred Heart (Langton)	294	153	52%	0	+5	+2%	0
St. Bernard of Clairvaux	210	302	144%	4	-25	-12%	-1
St Cecilia's	190	180	95%	0	+38	+20%	0
St Frances Cabrini	268	260	97%	0	-57	-21%	-1
St. Joseph's	446	553	124%	5	-60	-13%	-7
St Michael's (Walsh)	164	157	96%	0	+64	+39%	0
Total	1,713	1,712	100%	9	+2	0%	-9

Norfolk County Attendance Boundary Review

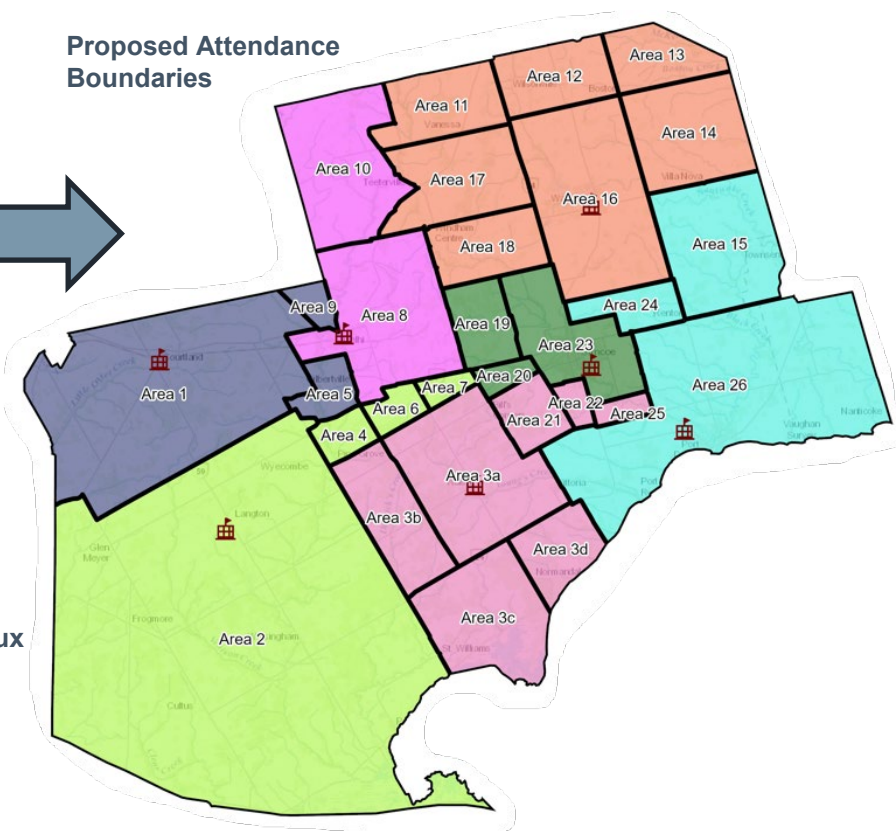
Preliminary Idea for Consideration 1 (formerly 1a)



Existing Attendance Boundaries



Proposed Attendance Boundaries



Legend

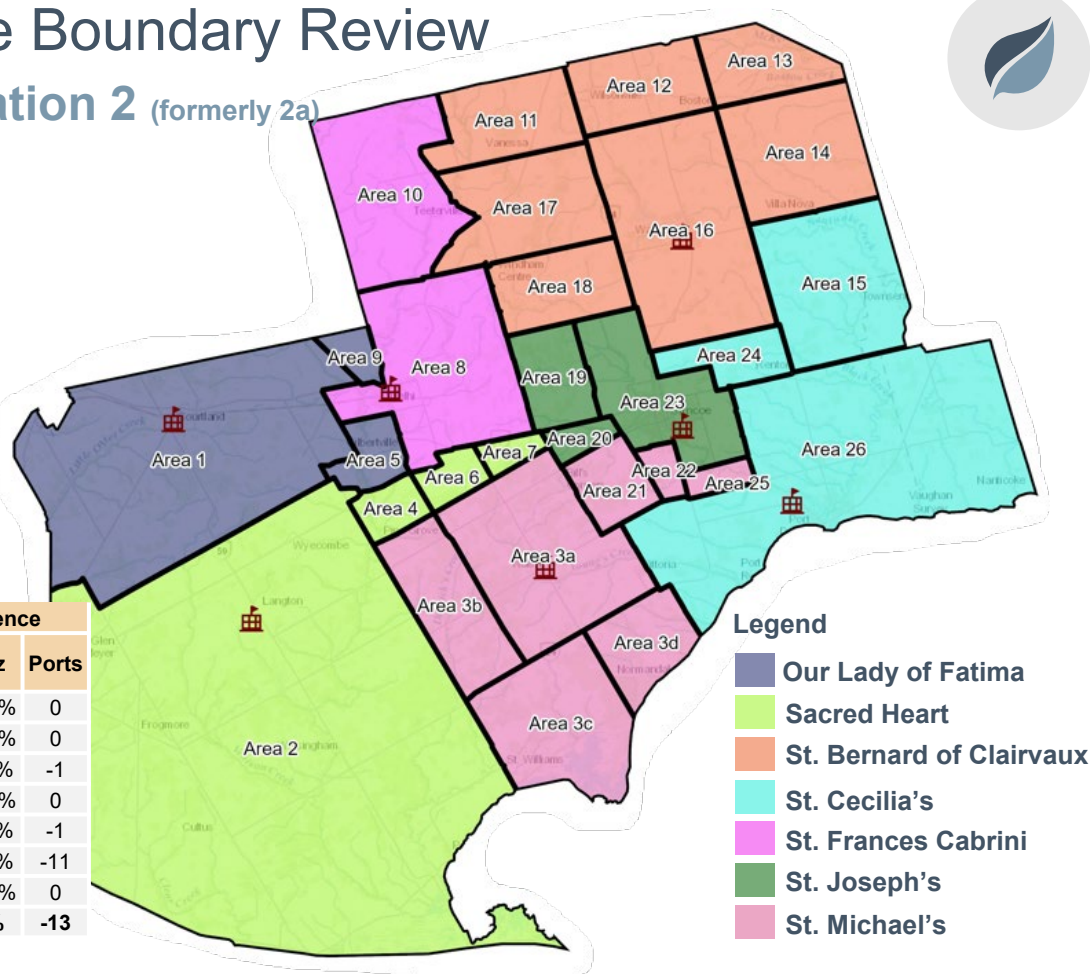
- Our Lady of Fatima
- Sacred Heart
- St. Bernard of Clairvaux
- St. Cecilia's
- St. Frances Cabrini
- St. Joseph's
- St. Michael's

Norfolk County Attendance Boundary Review

Preliminary Idea for Consideration 2 (formerly 2a)

- Areas 5+9 from St. Frances Cabrini sent to Our Lady of Fatima
- Areas 4+6+7 from St. Frances Cabrini sent to Sacred Heart
- Area 15 from St. Bernard of Clairvaux and Area 24 from St. Joseph's sent to St. Cecilia's
- Areas 21+22+25 from St. Joseph's sent to St. Michael's
- FI Program Split: 4-8 move from St. Joseph's to Sacred Heart & JK-3 remains at St. Joseph's
- St. Bernard of Clairvaux's utilization remains high, but has 5 portables on site to accommodate students (and would only need 4)

School	On-the-Ground Capacity	2024/2025			Difference		
		Enrol	Utz	Ports	Enrol	Utz	Ports
Our Lady of Fatima (Courtland)	141	107	76%	0	+37	+26%	0
Sacred Heart (Langton)	294	250	85%	0	+102	+35%	0
St. Bernard of Clairvaux	210	302	144%	4	-25	-12%	-1
St Cecilia's	190	180	95%	0	+38	+20%	0
St Frances Cabrini	268	260	97%	0	-57	-21%	-1
St. Joseph's	446	461	103%	1	-152	-34%	-11
St Michael's (Walsh)	164	157	96%	0	+64	+39%	0
Total	1,713	1,717	100%	5	+7	0%	-13

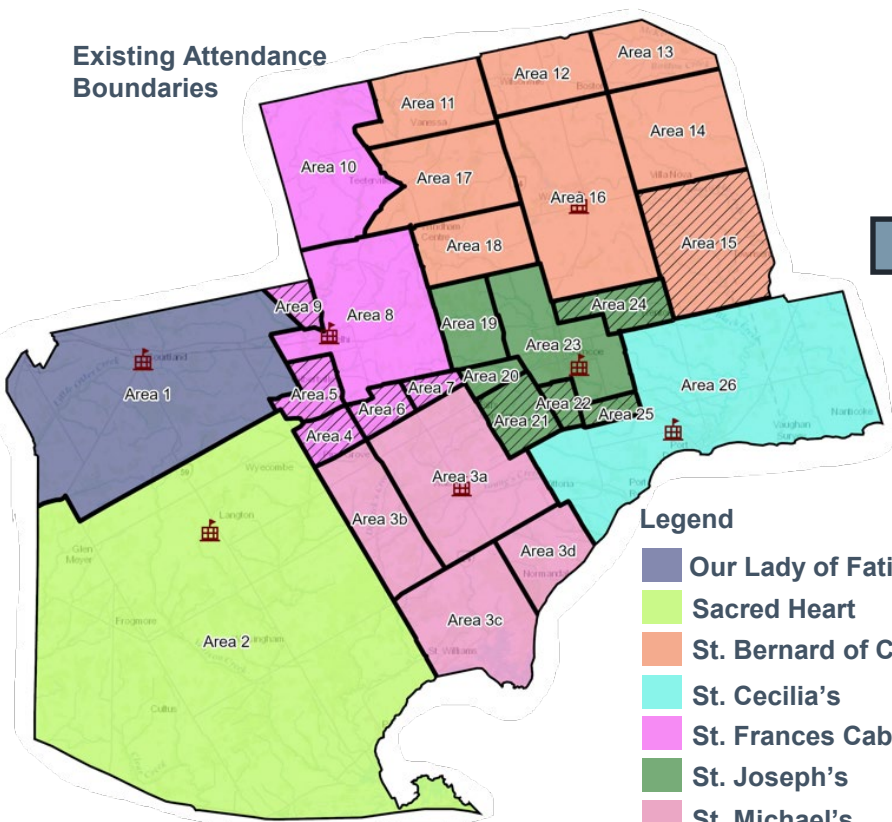


Norfolk County Attendance Boundary Review

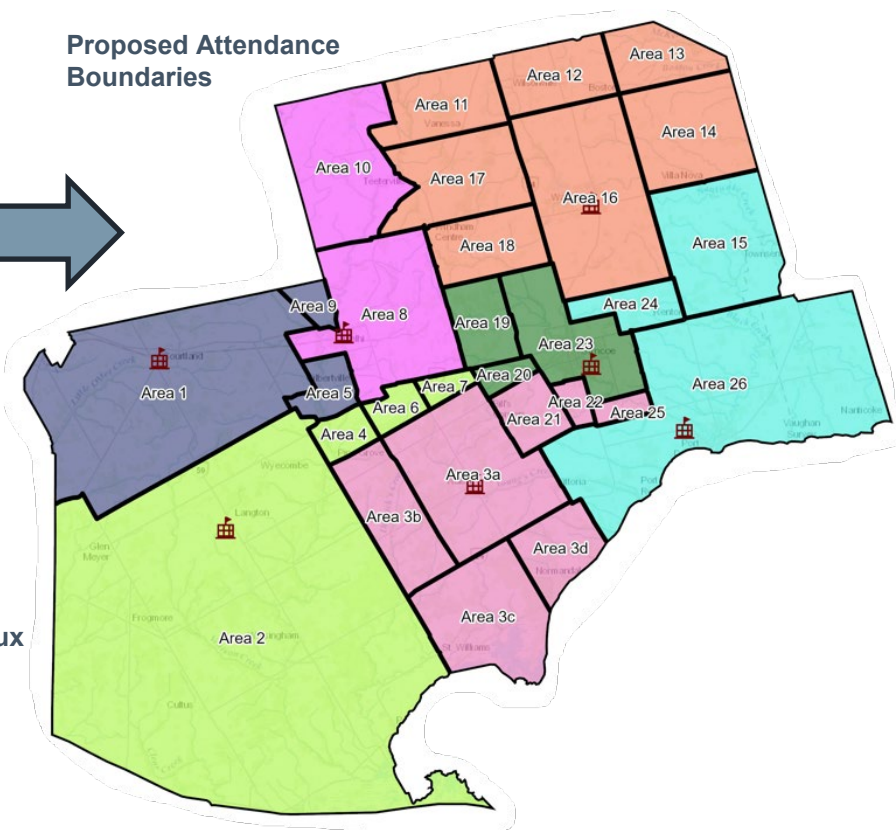
Preliminary Idea for Consideration 2 (formerly 2a)



Existing Attendance Boundaries



Proposed Attendance Boundaries



Legend

- Our Lady of Fatima
- Sacred Heart
- St. Bernard of Clairvaux
- St. Cecilia's
- St. Frances Cabrini
- St. Joseph's
- St. Michael's

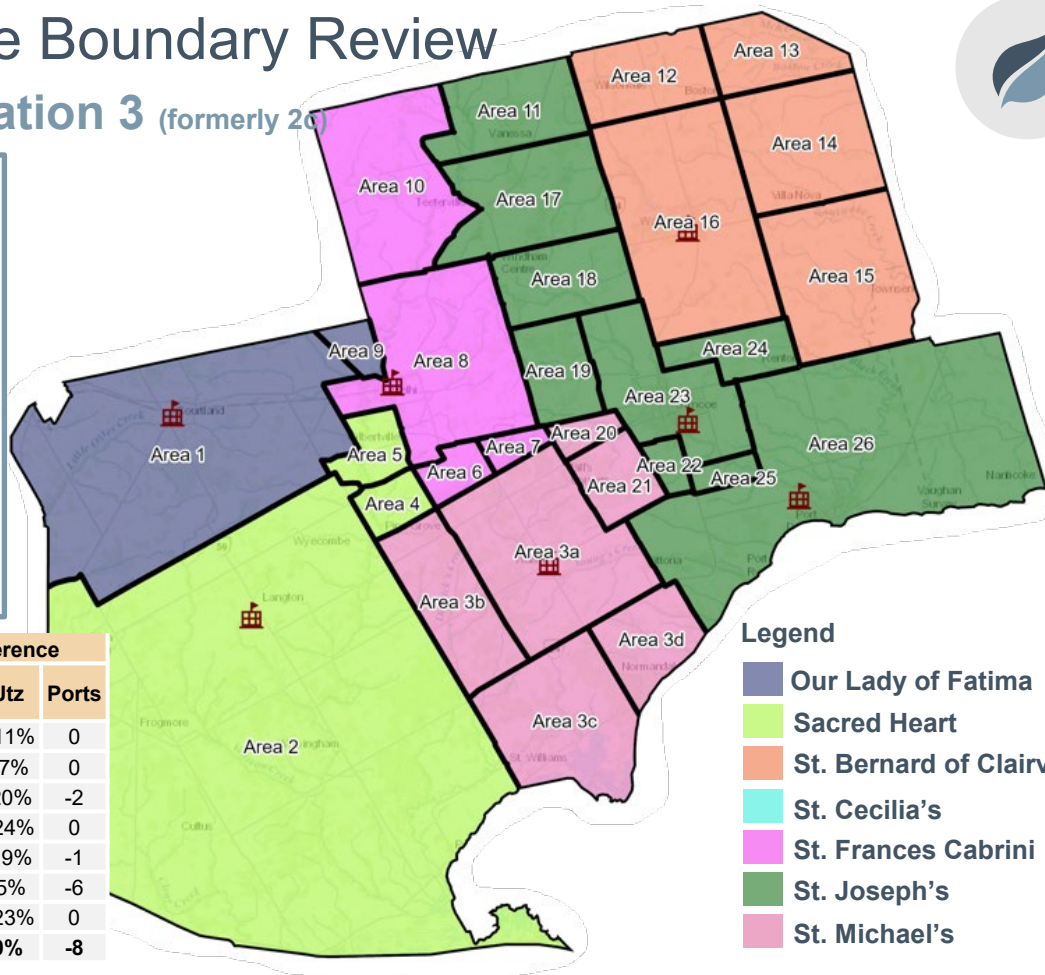
Norfolk County Attendance Boundary Review

Preliminary Idea for Consideration 3 (formerly 20)



- Area 9 from St. Frances Cabrini sent to Our Lady of Fatima
- Areas 4+5 from St. Frances Cabrini sent to Sacred Heart
- Areas 20+21 from St. Joseph's sent to St. Michael's
- Areas 11+17+18 from St. Bernard of Clairvaux sent to St. Joseph's
- St. Cecilia's becomes a ST-FI School
- St. Joseph's and St. Bernard of Clairvaux remain above 130% utilization
 - St. Joseph's currently has 12 portables on site (would only need 6)
 - St. Bernard of Clairvaux currently has 5 portables on site (would only need 3)

School	On-the-Ground Capacity	2024/2025			Difference		
		Enrol	Utz	Ports	Enrol	Utz	Ports
Our Lady of Fatima (Courtland)	141	86	61%	0	+16	+11%	0
Sacred Heart (Langton)	294	169	57%	0	+21	+7%	0
St. Bernard of Clairvaux	210	286	136%	3	-41	-20%	-2
St Cecilia's	190	188	99%	0	+46	+24%	0
St Frances Cabrini	268	265	99%	0	-52	-19%	-1
St. Joseph's	446	592	133%	6	-21	-5%	-6
St Michael's (Walsh)	164	131	80%	0	+38	+23%	0
Total	1,713	1,717	100%	10	+7	0%	-8



Legend

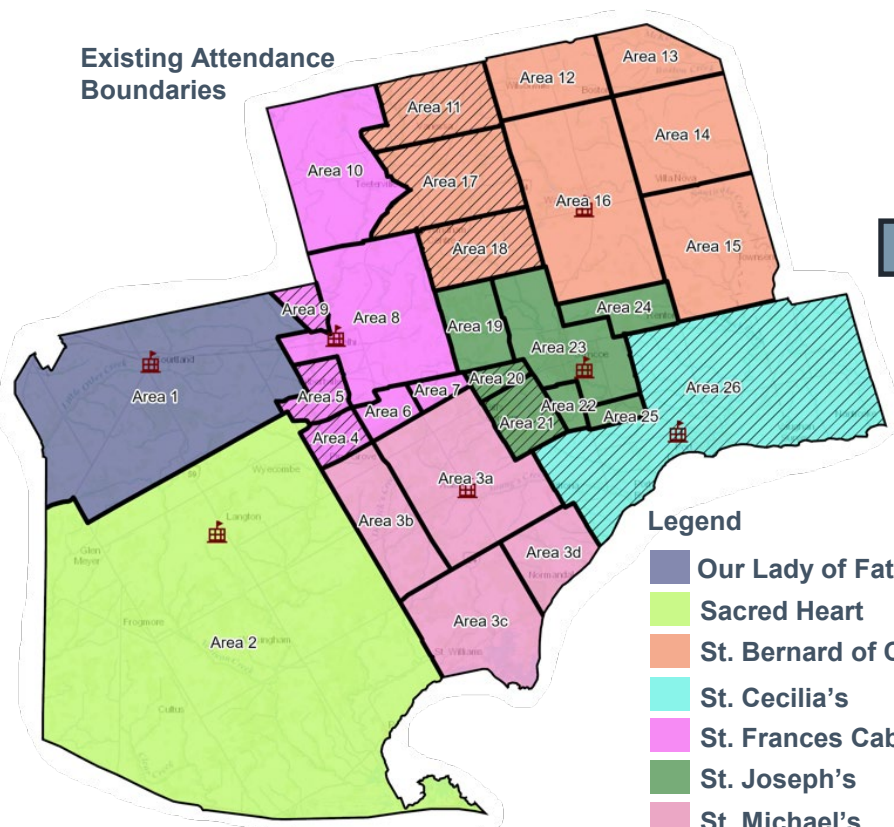
- Our Lady of Fatima
- Sacred Heart
- St. Bernard of Clairvaux
- St. Cecilia's
- St. Frances Cabrini
- St. Joseph's
- St. Michael's

Norfolk County Attendance Boundary Review

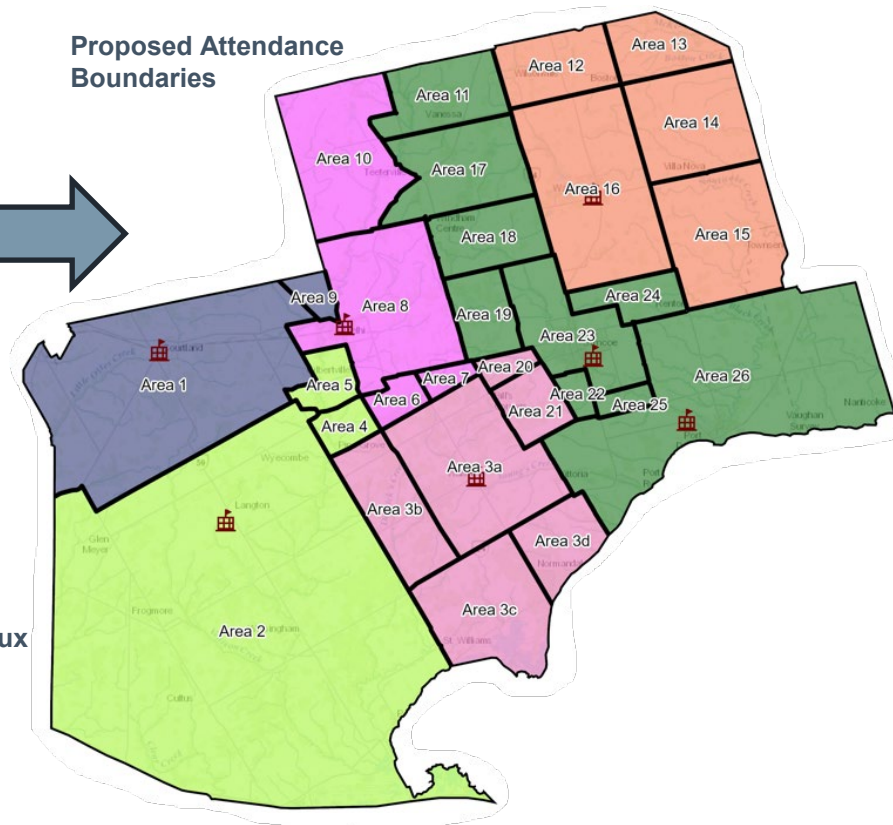
Preliminary Idea for Consideration 3 (formerly 2c)



Existing Attendance Boundaries



Proposed Attendance Boundaries



Legend

- Our Lady of Fatima
- Sacred Heart
- St. Bernard of Clairvaux
- St. Cecilia's
- St. Frances Cabrini
- St. Joseph's
- St. Michael's



QUESTIONS