

Student Achievement Plan: Brant Haldimand Norfolk CDSB

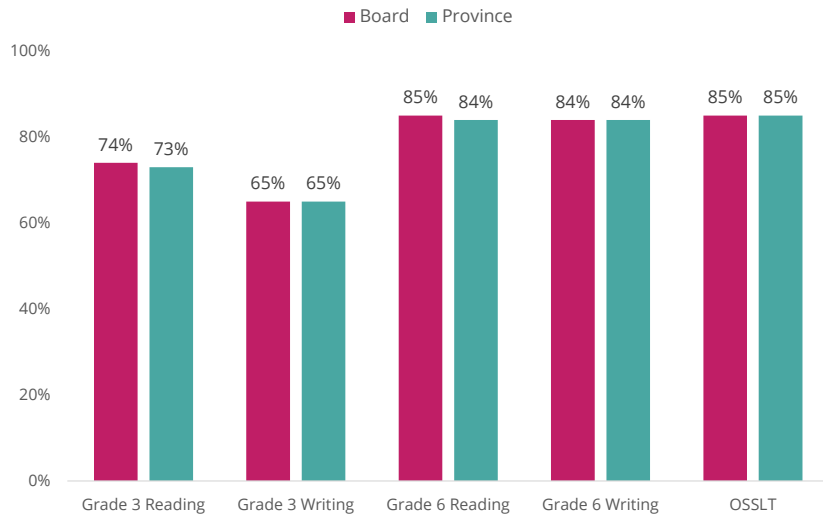
2022-2023 Academic Year

2021-2022 Academic Year

Achievement of Learning Outcomes in Core Academic Skills

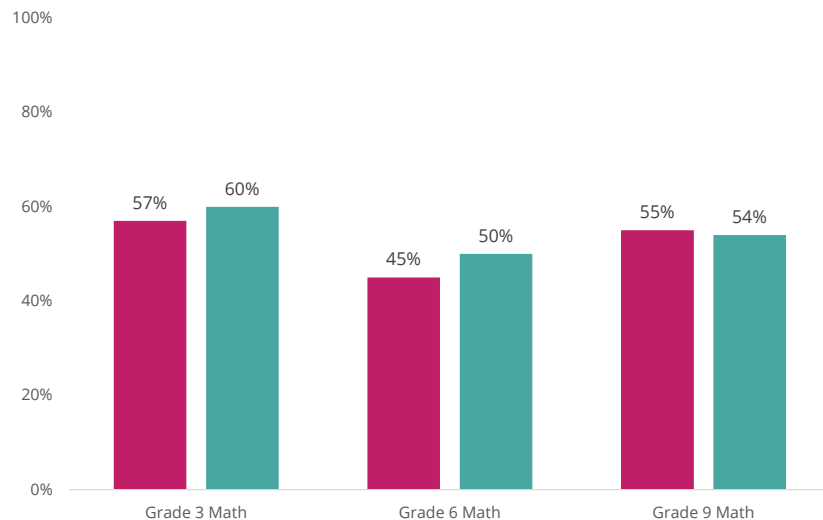
Goal: Improve students' literacy learning and achievement

Measure: % of student who met or exceeded the provincial standard on EQAO Assessments for Grade 3/6 Reading and Writing and % of first time eligible students who were successful on the OSSLT/TPCL.



Goal: Improve students' math learning and achievement

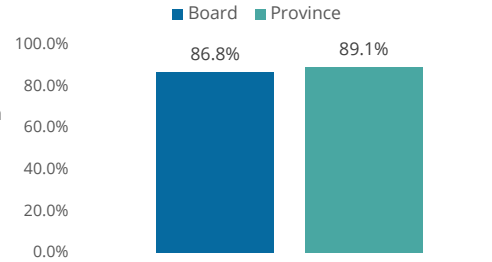
Measure: % of students who met or exceeded the provincial standard on EQAO Assessments for Grade 3/6/9 Math



Preparation of Students for Future Success

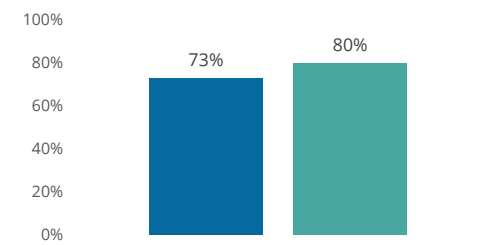
Goal: Improve students' graduation rates and preparedness for future success

Measure: % of students graduating with an OSSD within five years of starting Grade 9

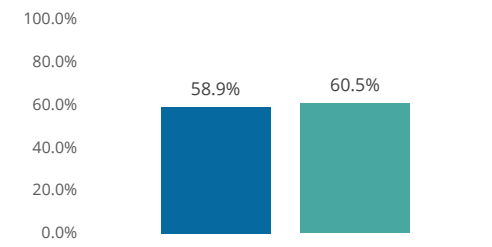


Includes students who began Grade 9 in 2017-2018 and tracks their progress until 2021-2022.

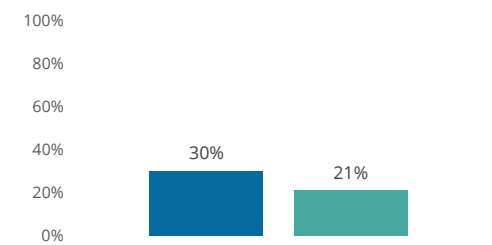
Measure: % of students who earn 16 or more credits by the end of Grade 10



Measure: % of students enrolled in at least one Grade 12 math or Grade 11 or 12 science courses



Measure: % of students participating in at least one job skills program (Specialist High Skills Major, Dual Credits or Ontario Youth Apprenticeship Program)



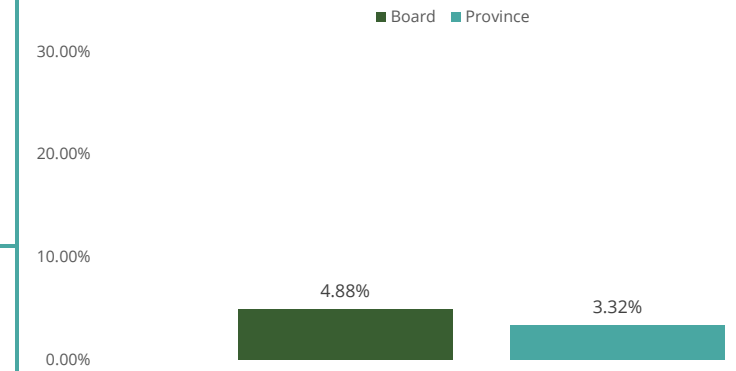
Measure: % of students who believe their learning has prepared them for the next step in their learning experience (i.e. next grade, post secondary, etc)

Data Forthcoming

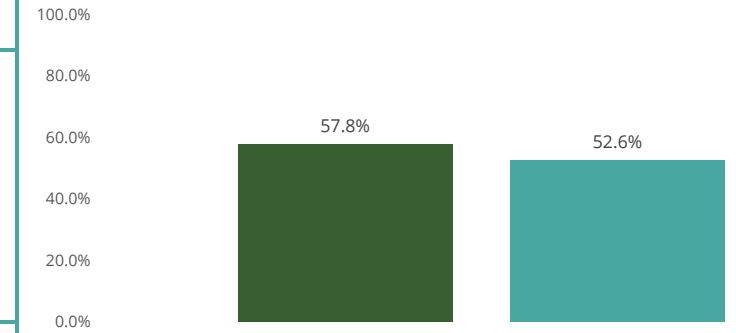
Student Engagement & Well-Being

Goal: Improve students' participation in class time and learning

Measure: % of students in Grades 4-12 who were suspended at least once



Measure: % of students in Grades 1-8 whose individual attendance rate is equal to or greater than 90 percent



Goal: Improve student well-being

Measure: % of Grade 6, 9 and 10 students who report being aware of mental health supports and services in order to seek supports for mental health

Data Forthcoming

Student Achievement Plan: Brant Haldimand Norfolk CDSB

Provincial Priorities		Measures & Results			Actions our School Board will take to Improve
Goal(s)	How this is Measured	School Board Performance	Provincial Performance	Additional School Board Measures	
Achievement of Learning Outcomes in Core Academic Skills, 2022-2023					
Goal: Improve students' literacy learning and achievement	% of students who meet or exceed the provincial standard on:				Link to Action Items: https://www1.bhncdsb.ca/code/wp-content/uploads/BHNCDSB_Files/Reports/Reports%20and%20plans/SAP%202023%202024%20Action%20Items.pdf
	Grade 3 EQAO Reading	74%	73%		
	Grade 3 EQAO Writing	65%	65%		
	Grade 6 EQAO Reading	85%	84%		
	Grade 6 EQAO Writing	84%	84%		
	% of fully participating, first-time eligible students who are successful on the OSSLT/TPCL	85%	85%		
Goal: Improve students' math learning and achievement	% of students who meet or exceed the provincial standard on:				
	Grade 3 EQAO Math	57%	60%		
	Grade 6 EQAO Math	45%	50%		
	Grade 9 EQAO Math	55%	54%		
Preparation of Students for Future Success, 2021-2022					
Goal: Improve students' graduation rates and preparedness for future success	% of students who earn 16 or more credits by the end of Grade 10	73%	80%		Link to Action Items: https://www1.bhncdsb.ca/code/wp-content/uploads/BHNCDSB_Files/Reports/Reports%20and%20plans/SAP%202023%202024%20Action%20Items.pdf
	% of students participating in at least one job skills program (Specialist High Skills Major, Dual Credits or Ontario Youth Apprenticeship Program)	30%	21%		
	% of students graduating with an OSSD within five years of starting Grade 9	86.8%	89.1%		
	% of students enrolled in at least one Grade 12 math or Grade 11 or 12 science courses	58.9%	60.5%		
	% of students who believe their learning has prepared them for the next step in their learning experience (i.e. next grade, post secondary, etc)	Forthcoming	Forthcoming		
Student Engagement & Well-Being, 2021-2022					
Goal: Improve students' participation in class time and learning	% of students in Grades 1-8 whose individual attendance rate is equal to or greater than 90 percent	57.8%	52.6%		Link to Action Items: https://www1.bhncdsb.ca/code/wp-content/uploads/BHNCDSB_Files/Reports/Reports%20and%20plans/SAP%202023%202024%20Action%20Items.pdf
	% of students in Grades 4-12 who were suspended at least once	4.88%	3.32%		
Goal: Improve student well-being	% of Grade 6, 9 and 10 students who report being aware of mental health supports and services in order to seek supports for mental health	Forthcoming	Forthcoming		

Source: As reported by schools through the Ontario School Information System (OnSIS), 2021-2022, and the Education Quality and Accountability Office (EQAO), 2022-2023.