



 **Watson
& Associates**
ECONOMISTS LTD.

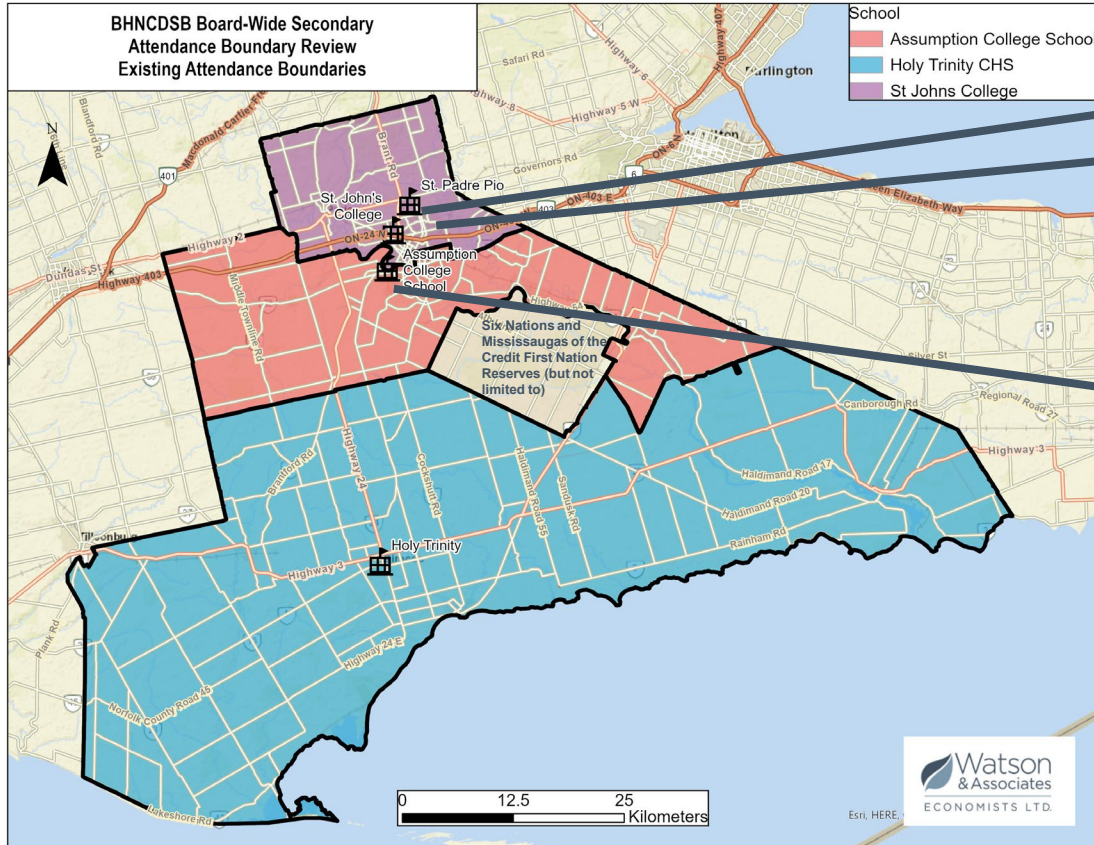
Secondary Attendance Boundary Review: Committee Recommendation

Brant Haldimand Norfolk Catholic District School Board
May 26, 2026



Current Situation

Existing Attendance Boundaries and Growth Areas



Powerline West, Central and East Block Plans,
Balmoral Block Plan, & Lynden Garden Block Plan
St. John's College



Tutela Heights Block Plans
Assumption College School

Current Situation

Existing and Projected Enrolments and Facility Utilization by School



2025-26 Status Quo Enrolment / Utilization				
Total	OTG (loaded at 23)	Enrolment (Oct 2025)	Utilization %	# of Portables (2025)
Assumption College	1,130	1,942	172%	21
St. John's College	1,403	1,544	110%	9
Holy Trinity CHS	1,193	1,016	85%	0
Total	3,726	4,502	121%	30
Note: Enrolment based on October 31, 2025 enrolment data. Number of portables as of September 2025.				

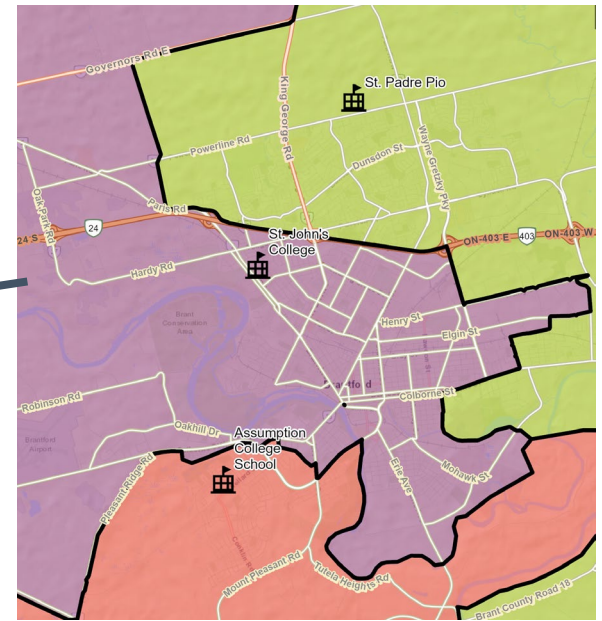
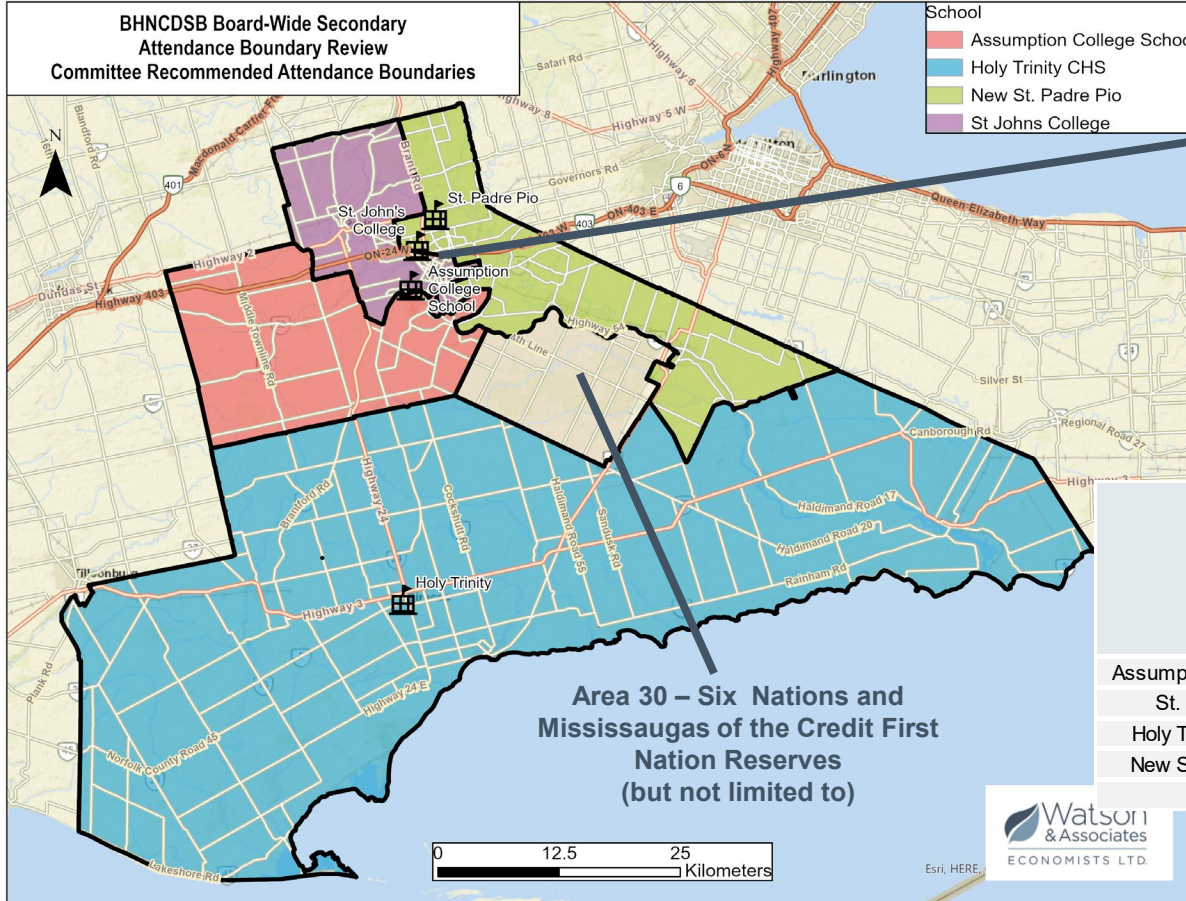
2027-28 Status Quo Projected Enrolment / Utilization				
Total	OTG (loaded at 23)	Enrolment (2027)	Utilization %	# of Portables Needed (2027)
Assumption College	1,130	2,090	185%	42
St. John's College	1,403	1,613	115%	9
Holy Trinity CHS	1,193	1,100	92%	0
Total	3,726	4,803	129%	51
Note: The number of portables needed is calculated based on the number of pupils over capacity divided by the loading capacity of 23.				

Note: Analysis based on April 2026 student plots. Source: Current enrolment derived from October 31, 2025 headcount data.

Table 1 shows the current utilization of portables. If the number of portables was properly calculated based on the number of pupils over capacity divided by the loading capacity of 23, Assumption College would require 35 portables.

Committee Recommended Option

Option B: Idea for Consideration 2



School	On-the-Ground Capacity	Existing (2025/26)			Committee Recommendation (2025)		
		Enrol	Utz	Ports	Enrol	Utz	Ports
Assumption College School	1,130	1,942	172%	22	1,181	104%	2
St. John's College	1,403	1,544	110%	9	1,092	78%	0
Holy Trinity Catholic HS	1,193	1,016	85%	0	962	81%	0
New St. Padre Pio CSS	1,377	0	0%	0	1,044	76%	0
Total	5,103	4,502	88%	31	4,279	84%	2

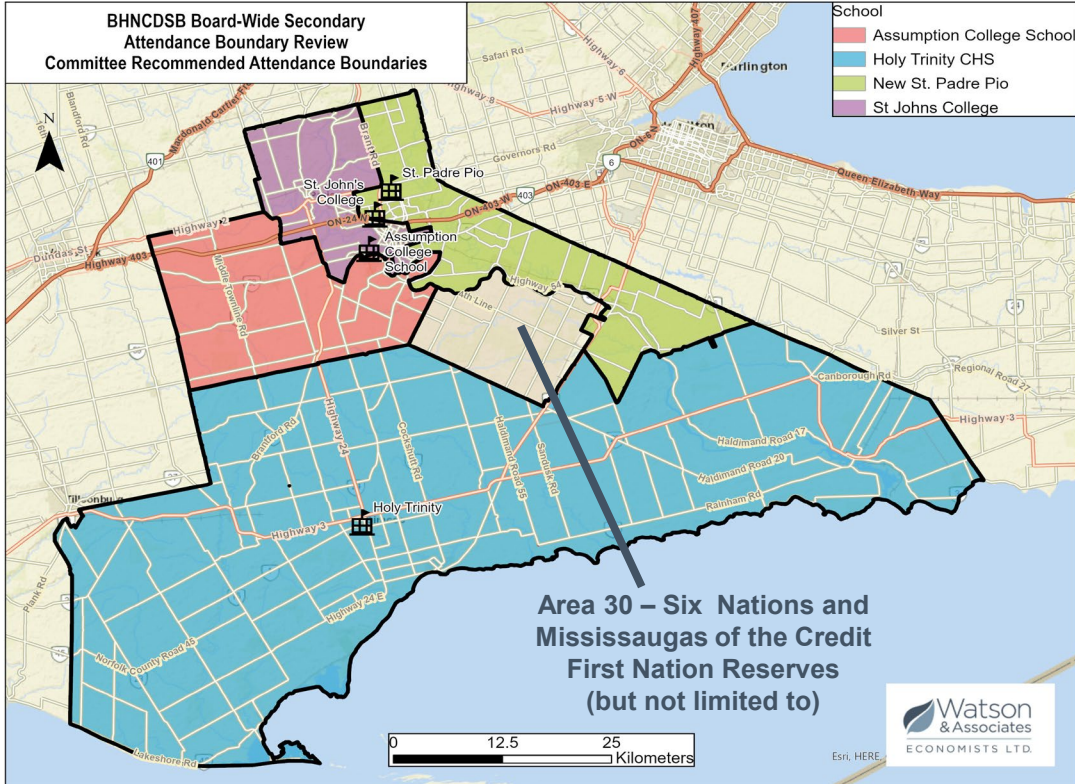
Note: Utilization calculated using OTG loaded at 23.
 Source: Existing enrolment is derived from October 31, 2025 headcounts
 Committee recommendation is derived using April 2026 student plots and will differ due to timing of headcounts.



Esri, HERE

Committee Recommended Option

Option B: Idea for Consideration 2



Study Area	Existing School	New Boundary
Area 1 – Blessed Sacrament	Assumption College	Assumption College
Area 3 – Holy Cross		St. John's College
Area 5 – Madonna Della Libera		St. John's College
Area 7 – Notre Dame (Caledonia)		New St. Padre Pio
Area 10 – Pope Francis		New St. Padre Pio
Area 16 – St. Gabriel		Assumption College
Area 20 – St. Patrick (Caledonia)		New St. Padre Pio
Area 22 – St. Peter		New St. Padre Pio
Area 25 – St. Theresa		St. John's College
Area 26 – St. Basil		Assumption College
New SW Brantford	Assumption College	
Area 2 – Christ the King	St. John's College	St. John's College
Area 4 – Holy Family		St. John's College
Area 6 – Notre Dame (Brantford)		New St. Padre Pio
Area 9 – Our Lady of Providence		New St. Padre Pio
Area 11 – Resurrection		New St. Padre Pio
Area 13 – Sacred Heart (Paris)		St. John's College
Area 21 – St. Patrick (Brantford)		New St. Padre Pio
Area 23 – St. Pius		St. John's College
Area 28 – St. Leo		New St. Padre Pio
New Paris School		St. John's College
Holy Trinity	Status Quo	
Area 30	Status Quo	

Committee Recommended Option

Legacy Provisions

Existing Year (If implemented for 2025) with Legacy Provisions (Grade 11 and 12)

2025-26 Enrolment / Utilization				
Total	OTG (loaded at 23)	Estimated Enrolment	Utilization %	# of Portables Needed
Assumption College	1,130	1,510	134%	17
St. John's College	1,403	1,199	85%	0
Holy Trinity CHS	1,193	962	81%	0
St. Padre Pio CSS	1,377	608	44%	0
Total	5,103	4,279	84%	17
Source: Committee recommendation is derived using April 2026 student plots and will differ due to timing of headcounts.				
Note: Includes students currently attending out-of-boundary schools who were redirected to their designated home schools as part of the Consultant's analysis.				

Proposed Implementation Year (2027) with Legacy Provisions (Grade 11 and 12)

2027-28 Enrolment / Utilization				
Total	OTG (loaded at 23)	Projected Enrolment	Utilization %	# of Portables Needed
Assumption College	1,130	1,523	135%	17
St. John's College	1,403	1,518	108%	5
Holy Trinity CHS	1,193	1,100	92%	0
St. Padre Pio CSS	1,377	663	48%	0
Total	5,103	4,803	94%	22
Note: Analysis is based on April 2026 student plots. The number of portables is estimated based on the number of pupils over capacity divided by the loading capacity of 23.				

Note: In these scenarios, St. Padre Pio CSS is operating in its first year as a secondary school for Grade 9 and 10 students only

- The proposed boundary changes will result in approximately **663 Grade 9 and 10 students** relocating upon implementation in **2027**:
 - Approximately **567 students** will move from **Assumption College** to **St. John's College** or the new **St. Padre Pio CSS**
 - Approximately **95 students** will move from **St. John's College** to the new **St. Padre Pio CSS**
- As a result of these changes:
 - Assumption College's utilization is projected to **decrease to 135%**, compared to **185% under the status quo** in 2027
 - St. John's College's utilization is projected to **decrease to 108%**, compared to **115% under the status quo** in 2027

Committee Recommended Option

THAT the Brant Haldimand Norfolk Catholic District School Board approve the amended Board-Wide Secondary school attendance boundaries, as outlined in Figure 2 and Figure 3, **effective September 2027**.

THAT legacy provisions be implemented to permit currently enrolled Grade 9 and 10 students (2025–26 school year) at affected schools to remain at their existing school through to Grade 12, including those that reside within the identified areas subject to transportation eligibility changes.



QUESTIONS

