



**BRANT HALDIMAND NORFOLK
Catholic District School Board**

Agenda

Catholic Education Centre
322 Fairview Drive
Brantford, ON N3T 5M8

**Budget Committee
Monday, June 24, 2019 – 6:00 p.m.
Boardroom – Catholic Education Centre**

Members: Rick Petrella (Chair), Scott Keys, Carol Luciani, Mike McDonald, Pat Petrella, Mark Watson

- | | | |
|-----|--|---------------|
| 1. | Opening Prayer | Rick Petrella |
| 2. | Approval of the Agenda | Rick Petrella |
| 3. | Approval of the Minutes of June 4, 2019 | Rick Petrella |
| 4. | Declarations of Conflict of Interest | Rick Petrella |
| 5. | Business Arising from the Minutes | Rick Petrella |
| 6. | Information Items: | |
| | 6.1 2019-20 Operating and Capital Budget | Scott Keys |
| 7. | Trustee Inquiries | Rick Petrella |
| 8. | Move to In-Camera Session | Rick Petrella |
| 9. | Report on In-Camera Session | Rick Petrella |
| 10. | Next Meeting & Adjournment | |
-

Next Meeting: Call of the Chair



**Budget Committee
Tuesday, June 4, 2019 – 4:00 p.m.
Boardroom**

Present: Rick Petrella (Chair), Bill Chopp, Scott Keys, Carol Luciani, Mike McDonald, Pat Petrella, Mark Watson

1. Opening Prayer

Rick Petrella opened the meeting with prayer.

2. Approval of the Agenda

Moved by: Carol Luciani

Seconded by: Mark Watson

THAT the Budget Committee approves the agenda of June 4, 2019.

Carried

3. Approval of the Minutes

Moved by: Mark Watson

Seconded by: Carol Luciani

THAT the Budget Committee approves the Minutes of June 11, 2018.

Carried

4. Declaration of Conflict of Interest: Trustee Bill Chopp declared a conflict of interest on Item 6.1, Education Funding for 2019 and Item 6.2, 2018-19 Surplus Budget, due to the nature of employment of his children with the Board.

5. Business Arising from the Minutes: Nil.

6. Staff Reports and Information Items

6.1 Education Funding for 2019-20

Superintendent Keys reviewed details of the Ministry of Education Funding Announcements regarding Grants for Student Needs (GSNs) and Operating and Renewal Funding for 2019-20; including:

- GSN's will remain at approximately the same levels as 2018-19.
- Education Program – Other Grants (EPO) have been changed to the Priorities and Partnership Fund (PPF). PPF funding will be evidence and outcome based and will provide for streamlined and time-limited funding. Information regarding this funding will most likely be announced in January 2020.



- Changes to class sizes in Kindergarten to Grade 12, beginning in September 2019. School boards have been permitted to phase-in class size changes over a four-year period and the Ministry has provided additional funding to protect teacher positions.
- Casual Early Child Educator (ECE) costs will now be funded by the Ministry.
- Salary benchmarks have been increased by 1% to meet requirements of 2017-19 central labour agreements.
- Beginning in 2020-21, each student will be expected to complete a minimum of four online classes to meet Grade 12 graduation requirements.
- Pupil Foundation Grants are less than last year.

Trustees asked that they be advised of any major budget cuts before the cuts are made, ensure that Casual ECE lists are increased and that classes sizes are monitored carefully.

Moved by: Carol Luciani

Seconded by: Mark Watson

THAT the Budget Committee recommends that the Brant Haldimand Norfolk Catholic District School Board approves the Education Funding for 2019-20 report.

Carried

6.2 2018-19 Surplus Budget

Superintendent Keys reported that due to increased enrolment during the 2018-19 school year, the Board has projected an in-year surplus of approximately \$430,000 based on the financial results at May 31, 2019. Senior Administration has drafted a prioritized list of how the surplus monies may be spent. Consideration was given to one-time budget items, which will not impact future budgets in Curriculum, Information Technology, Special Education and Mental Health and Well-Being. Trustees asked that \$10,000 be allocated to the Children's Safety Village in Brantford to allow students to participate in the program. Trustees agreed that when such a program exists in Haldimand-Norfolk, monies will be allocated to this program as well.

Moved by: Carol Luciani

Seconded by: Mark Watson

THAT the Budget Committee recommends the Brant Haldimand Norfolk Catholic District School Board approve the 2018-19 Surplus Budget.

Carried

7. Trustee Inquiries: Nil.

8. Business of the In-Camera Committee

Moved by: Mark Watson

Seconded by: Carol Luciani

THAT the Budget Committee moves to an in-camera session.

Carried



**BRANT HALDIMAND NORFOLK
Catholic District School Board**

Minutes

Catholic Education Centre
322 Fairview Drive
Brantford, ON N3T 5M8

9. Report on the In-Camera Session

Moved by: Carol Luciani

Seconded by: Mark Watson

THAT the Budget Committee approves the business of the In-Camera Session.

Carried

10. Adjournment

Moved by: Mark Watson

Seconded by: Carol Luciani

THAT the Budget Committee adjourns the meeting of June 4, 2019.

Carried

Next Meeting: Monday, June 24, 2019, 6:00 pm, Boardroom

REPORT TO THE BRANT HALDIMAND NORFOLK CATHOLIC DISTRICT SCHOOL BOARD BUDGET COMMITTEE

Prepared by: Scott Keys, Superintendent of Business & Treasurer
Presented to: Budget Committee
Submitted on: June 24, 2019
Submitted by: Michael MacDonald, Director of Education & Secretary

2019-20 OPERATING AND CAPITAL BUDGET Public Session

BACKGROUND INFORMATION:

On April 26, 2019, the Ministry of Education released information regarding Grants for Student Needs (GSNs) and Facility Operating and Renewal Funding for the 2019-20 school year.

A further announcement was made on May 24, 2019 with regard to the details of the grant formulas and other criteria education funding through the GSNs that are used to calculate allocations for budgeting and financial reporting purposes.

A balanced and Board-approved budget for the 2019-20 school year is due to the Ministry of Education by July 24, 2019. This report provides the necessary information for the Budget Committee's recommended approval to the Board of Trustees.

A balanced budget will be presented to the Board of Trustees in early July 2019.

The Board will be asked to approve the salaries and benefits budget and then the balance of the operating and capital budgets.

DEVELOPMENTS:

The 2019-20 operating budget was developed to align with Brant Haldimand Norfolk Catholic District School Board's Strategic Plan to assign monetary resources to the realization of the Board's mission and vision.

The following goals and priorities were approved by the Trustees:

- High level of student achievement; especially in mathematics and literacy.
- Deepening of faith formation and catechesis for students and adults.
- Fostering safety and health in our schools.

In addition to the above goals and priorities, the Board is committed to:

- A fiscally-sound approach to developing a balanced budget,
- Enhance financial stability,
- Continued promotion of fiscal responsibility among departments; and
- Legislative compliance.

Operating Budget

The operating budget comprises the major annual revenues and expenditures of the Board's financial operations. Revenues from operating grants are received from the Ministry, largely through the Grants for Student Needs (GSNs) and represents a significant percentage of the Board's total operating revenues.

The Ministry of Education also announced renewed and additional investments in education through the new Priorities and Partnership Funds (PPF), which replaces the previous Education Program – Other funding (EPO). The Ministry will provide up to \$330 million in PPF funding and, although at the time of budget approval a complete board-by-board allocation has yet to be announced, the Board has estimated that it will receive approximately \$945,000 (2018-19, \$1.2 million) in additional funding investments.

The 2019-20 operating budget projects total revenue of approximately \$134.6 million, which is a decrease of \$0.8 million or 0.6% from 2018-19 revised estimates. This reflects the recent announcement from the Ministry of Education regarding changes to class size, which the Board will phase-in over a four-year period.

Total operating expenditures are projected at \$134.6 million, which is a decrease of \$0.8 million or 0.6% from 2018-19 revised estimates. Operating expenditures are allocated as follows:

- \$105.7 million in salaries and benefits, a 0.1% increase from 2018-19 revised estimates.
- \$28.9 million in operating expenditures, a \$0.9M or 3% decrease from 2018-19 revised estimates.

The Brant Haldimand Norfolk Catholic District School Board is presenting a balanced budget for the 2019-20 school year.

Capital Budget

During the 2019-20 school year, the Board will undertake several facility renewal projects, which are designed to create a safe and more comfortable learning environment for our students and staff. Administration and the Board of Trustees will be reviewing the needs of the system and identifying specific projects for the coming year.

From time-to-time, schools may require portables or portapacks to alleviate enrolment pressures. Portables and portapacks are typically funded using the Board's accumulated surplus. As a result of enrolment pressures or the expansion of the Board's French Immersion program, the following schools will be provided with either a portable or portapack addition: Christ the King School, Holy Family Catholic Elementary School, Paris, St. Bernard of Clairvaux School and St. Joseph's School.

Attached are several appendices:

Appendix A – BHNCD SB Budget Report 2019-20

Appendix B – Other Operating Expenditures

Appendix C – Capital Budget

RECOMMENDATION:

THAT the Budget Committee recommends that the Brant Haldimand Norfolk Catholic District School Board approves the 2019-20 Salaries and Benefits Budget, in the amount of \$105,715,832.

THAT the Budget Committee recommends that the Brant Haldimand Norfolk Catholic District School Board approves the 2019-20 Other Operations Budget, in the amount of \$28,895,412.

THAT the Budget Committee recommends that the Brant Haldimand Norfolk Catholic District School Board approves the 2019-20 Capital Budget, in the amount of \$5,989,866.



BRANT HALDIMAND NORFOLK
CATHOLIC DISTRICT SCHOOL BOARD
Excellence in Learning ~ Living in Christ

Budget Report 2019-20

June 2019

Table of Contents

Provincial Perspective	3
Executive Summary.....	4
The Budget Process.....	6
Enrolment	7
Operating Revenues.....	8
Operating Expenses	11
School Budget Allocations.....	15
Capital Budget.....	16
Appendix A - Comparative Revenue Summary.....	17
Appendix B - Comparative Expenditure Summary	18

Provincial Perspective

On April 26, 2019, the Ministry of Education released information regarding Grants for Student Needs (GSN) and Facility Operating and Renewal Funding for the 2019-20 school year. Total funding remains at similar levels from prior year with total funding expected to be about \$24.7 billion and per-pupil funding is projected at \$12,246. The GSN also reflects funding for increased enrolment, ongoing investments to meet labour agreements and regular updates to the GSN.

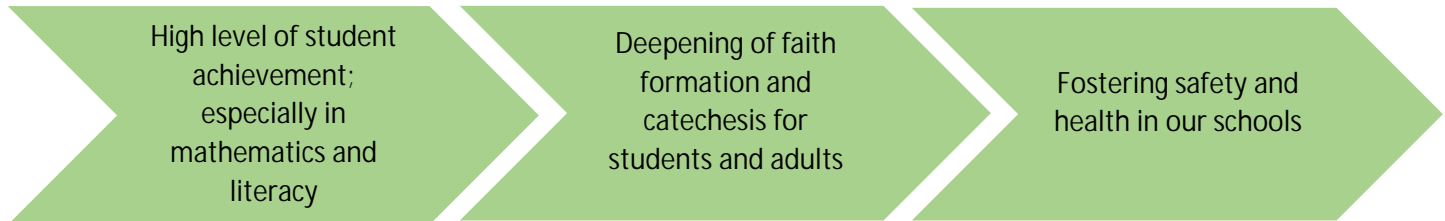
Highlights of the key changes impacting the 2019-20 Budget include:

- **Class Sizes:** while funded kindergarten (25.57) and primary grade (19.8) class size remains the same, intermediate and secondary grades have increased to 24.5 and 28.0, respectively.
- **Teacher Job Funding Protection:** this new allocation is provided for up to four years to protect classroom teachers impacted by the proposed changes to class size and e-learning; allowing school boards to phase-in new class sizes.
- **Special Education:** additional Behaviour Expertise Amounts are being invested to allow school boards to increase their complement of professional staff at the board level who have expertise in Applied Behaviour Analysis (ABA) and training opportunities to build school board capacity in ABA.
- **Local Priorities Fund (LPF):** the LPF, first established in 2017-18 during the last round of collective bargaining, expires on August 31, 2019. Investments related to Adult Day School/Continuing Education teachers is being transferred to the Continuing Education and Other Programs Grant.
- **School Renewal:** an additional \$40 million is provided in capital funding towards school renewal and capital improvements to older buildings.
- **Keeping Up with Costs:** Student Transportation Grants will be increased by 4% to assist with increased costs and 2% to manage increasing commodity prices.
- **Salary Increases:** a 1% increase to the salary benchmark to reflect the 2017-19 central labour agreements.
- **Indigenous Languages and Studies:** school boards will offer Indigenous languages and studies courses if a minimum of nine secondary pupils of the board are enrolled.
- **International Student Recovery Amount:** a school board's GSN operating grant is reduced by \$1,300 per international student enrolled, pro-rated where the students are not full-time.
- **Cost Adjustment Allocation:** the supplemental funding for education worker benchmarks has been discontinued.
- **Human Resource Transition:** the supplemental funding to assist school boards in managing the negotiated 2017-19 central collective agreements, expires on August 31, 2019.

Executive Summary

The 2019-20 operating budget was developed to align with Brant Haldimand Norfolk Catholic District School Board’s (“BHNCDSB” or the “Board”) Strategic Plan to assign monetary resources to the realization of the Board’s mission and vision.

The following goals and priorities were approved by the Trustees:




In addition to the above goals and priorities, the Board is committed to:

1. A fiscally-sound approach to developing a balanced budget,
2. Enhance financial stability,
3. Continued promotion of fiscal responsibility among departments; and
4. Legislative compliance.

Operating Budget

The operating budget comprises the major annual revenues and expenditures of the Board’s financial operations. Revenues from operating grants are received from the Ministry of Education, largely through the Grants for Student Needs (GSN) and represents a significant percentage of the Board’s total operating revenues.



The Ministry of Education also announced renewed and additional investments in education through the new Priorities and Partnership Funds (PPF), which replaces the previous Education Program – Other funding (EPO). The Ministry of Education will provide up to \$330 million in PPF funding and although at the time of budget approval a complete board-by-board allocation has yet to be announced, the Board has estimated that it will receive about \$945k (2018-19, \$1.2M) in additional funding investments.

The 2019-20 operating budget projects total revenue of about \$134.6M, which is a decrease of \$0.8M or 0.6% from 2018-19 revised estimates. This reflects the recent announcement from the Ministry of Education of changes to class size, which the Board is phasing-in over a four-year period.

Total expenditures are projected at \$134.6M, which is a decrease of \$0.8M or 0.6% from 2018-19 revised estimates. This includes an increase of \$0.1M in total salaries and benefits and reductions in instruction and operational budgets. Total salaries and benefits account for 78.5% (2018-19 revised estimates, 78.0%) of the total operating expenditures.

Brant Haldimand Norfolk Catholic District School Board is presenting a balanced budget for the 2019-2020 school year.

BHNCDSB Budget Summary						
Cdn\$	2016/2017	2017/2018	2018/2019	2019/2020	\$ Chg	% Chg
	Actual	Actual	Revised Budget	Budget		
Revenues						
Grants for Student Needs	113,008,842	118,241,331	123,501,802	122,693,689	(808,113)	-0.7%
Priorities & Partnership Funds	1,015,431	2,033,680	1,282,435	945,623	(336,812)	-26.3%
School Generated Funds	3,519,325	3,676,416	3,500,000	3,500,000	-	0.0%
Other Revenue	7,067,499	7,091,599	7,173,634	7,515,467	341,833	4.8%
Total Revenue	124,611,097	131,043,026	135,457,871	134,654,779	(803,092)	-0.6%
Expenses						
Classroom Instruction & Learning	94,426,813	100,607,287	106,245,169	105,270,393	(974,776)	-0.9%
Pupil Accomodation	16,227,901	16,432,211	16,859,271	17,148,113	288,842	1.7%
Student Transportation	4,731,089	4,969,562	5,406,159	5,439,178	33,019	0.6%
Capitall & Debt	2,725,093	2,635,835	2,583,543	2,437,413	(146,130)	-5.7%
Board Administration	3,762,449	3,814,171	4,320,194	4,316,147	(4,047)	-0.1%
Total Expenses	121,873,345	128,459,066	135,414,336	134,611,244	(803,092)	-0.6%
Surplus/(Deficit) Before Accum Surplus	2,737,752	2,583,960	43,535	43,535	-	
Adjustment for Compliance			(43,535)	(43,535)	-	
Use of Accumulated Surplus			-	-	-	
Suprlus/(Deficit), End of Year			-	-	-	

The Budget Process

The budget development process at the Brant Haldimand Norfolk Catholic District School Board is a collaborative, bottom-up process, whereby administrators, departments and operational budget leaders have meaningful opportunities to make their budgetary needs known and are given opportunities for input throughout the budget development process. Appropriate consultation with the Ministry of Education, Budget Committee and other relevant internal and external stakeholders also takes place. Decisions are reviewed; considering relevant economic factors, collective agreements, provincial and Board policies and ultimately approved by the Board of Trustees. The Board will not commit to a structural deficit and is mandated to a balanced budget each year.

The budget process combined Board-wide projections and analysis with academic and operational units and included widespread consultation and engagement about resourcing and strategic priorities and initiatives. In January 2019, the Board of Trustees approved the 2019-20 Budget Procedures Manual, which is available on the Board's website.

Due to the delay in the release of the Grants for Student Needs (GSN) funding, a four-week extension was available to school boards who may needed additional time to submit. The final budget will be submitted for approval to the Board of Trustees in early July 2019.

The table below outlines the budget timeline for 2019-20.

January/February 2019	April 2019	June 2019	July 2019
<ul style="list-style-type: none"> • Finalize priorities and goals • Budget Procedures Manual • Budget templates distributed to department managers 	<ul style="list-style-type: none"> • Enrolment projections • Grants for Student Needs (GSN) release 	<ul style="list-style-type: none"> • Revenue and expenditure determination • Staffing determinations and class organizations • Final budget balancing • Senior Administration review • Budget presentation to Committee and Board • Trustee deliberation 	<ul style="list-style-type: none"> • Trustee Approval • File with the Ministry of Education • Presentation of Budget Book

Enrolment

Enrolment is the main factor for the Board’s funding. The funding is based on the Average Daily Enrolment (ADE) using the full-time equivalent (FTE) of students enrolled at each school as of October 31st and March 31st. Enrolment for 2019-20 is projected to be 10,266 (2018-19: 10,155), representing a 1.1% increase over the 2018-19 revised estimates.

The Brant Haldimand Norfolk Catholic District School Board recognizes the educational value of offering a French Immersion program in which students receive instruction in the both French and English; consistent with the philosophy and expectations outlined in the Ontario Curriculum.

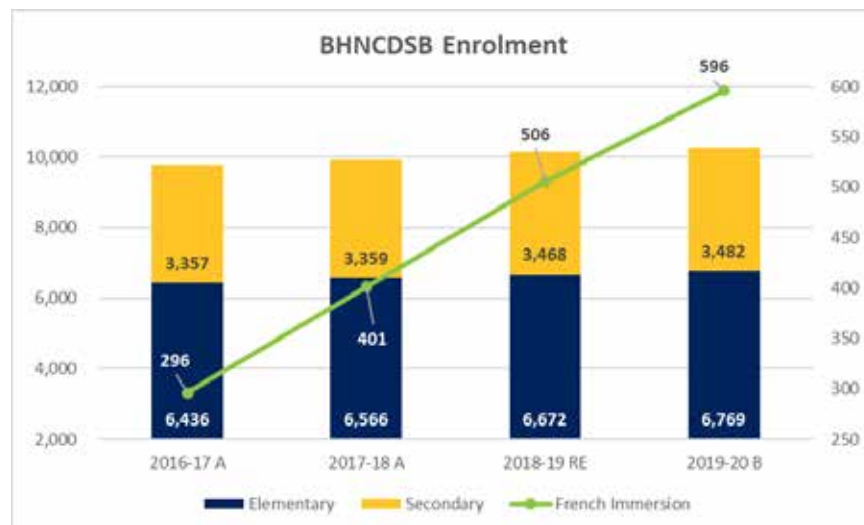
French Immersion Program

The French Immersion program is an optional program offered to students in the Early Learning Kindergarten Program (ELKP) to Grade 8 within the Board. Admission may be granted at any time during a student’s ELKP year or into the Grade 1 French Immersion Program, at the discretion of the Principal, and after a Principal – parent(s)/guardian(s) conference; if the student has demonstrated good oral and literacy skills in the regular Kindergarten program.

The Board currently offers the French Immersion Kindergarten Program at five Board locations:

- St. Leo and Jean Vanier Catholic Elementary Schools (Brantford)
- Sacred Heart Catholic Elementary School (Paris – Brant County)
- St. Joseph's School (Simcoe – Norfolk County)
- Notre Dame Catholic Elementary (Caledonia – Haldimand County)

Enrolment - ADE						
	2016/2017	2017/2018	2018/2019	2019/2020	Chg	% Chg
	Actual	Actual	Revised Budget	Budget		
Elementary						
JK/SK	1,210	1,269	1,276	1,277	1	0.1%
Gr. 1 - 3	1,874	1,924	2,022	2,063	41	2.0%
Gr. 4 - 8	3,352	3,374	3,374	3,429	55	1.6%
VISA Students	-	2	3	3	-	0.0%
Total Elementary	6,436	6,568	6,675	6,772	97	1.5%
Secondary						
Pupils of the Board	3,357	3,359	3,468	3,482	14	0.4%
VISA Students	11	12	12	12	-	0.0%
Total Secondary	3,368	3,371	3,480	3,494	14	0.4%
Total Enrolment	9,804	9,938	10,155	10,266	111	1.1%



Operating Revenues

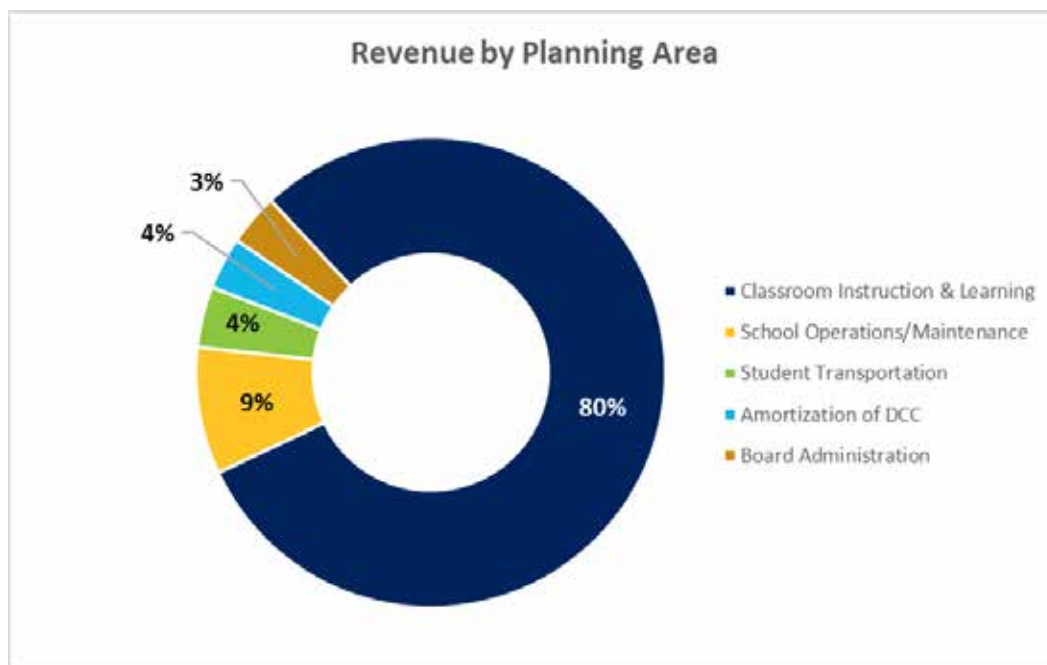
Ontario school boards have one main funding source, the Province of Ontario. The Grants for Student Needs (GSN) is made up of individual grants that each serve a distinct purpose towards achieving Ministry goals and mandate for the education sector. The GSN funding for 2019-20 consists of the Pupil Foundation Grant, the School Foundation Grant and 13 special purpose grants.

In addition, local taxation funds are received through property tax collections where Catholic support is indicated. The contribution of local tax revenue is calculated by a provincially-determined formula. School boards do not have authority to levy additional taxes to local taxpayers and play no role in the determination of the amount of local taxation.

The Board's total estimated funding for the 2019-20 school year is \$134.6M as compared to \$135.5M for 2018-19 Revised Budget.

Estimated Revenues						
Cdn\$	2016/2017 Actual	2017/2018 Actual	2018/2019 Revised Budget	2019/2020 Budget	\$ Chg	% Chg
Revenues						
Grants for Student Needs	113,008,842	118,241,331	123,501,802	122,693,689	(808,113)	-0.7%
Priorities & Partnership Funds	1,015,431	2,033,680	1,282,435	945,623	(336,812)	-26.3%
Other Revenue	7,067,499	7,091,599	7,173,634	7,515,467	341,833	4.8%
School Generated Funds	3,519,325	3,676,416	3,500,000	3,500,000	-	0.0%
Total Revenue	124,611,097	131,043,026	135,457,871	134,654,779	(803,092)	-0.6%

The following chart shows the estimated funding allocations by planning area for 2019-20:



Grants for Student Needs

The GSN funding consists of the following allocations:

Grants for Student Needs						
Cdn\$	2016/2017 Actual	2017/2018 Actual	2018/2019 Revised Budget	2019/2020 Budget	\$ Chg	% Chg
Grants for Student Needs						
Pupil Foundation Grants	52,362,087	54,256,390	56,239,911	53,056,423	(3,183,488)	-5.7%
School Foundation Grants	8,033,561	8,113,094	8,328,336	8,497,850	169,514	2.0%
Special Purpose Grants	49,142,558	52,773,842	55,687,805	58,152,257	2,464,452	4.4%
Total Revenue	109,538,206	115,143,326	120,256,052	119,706,530	(549,522)	-0.5%

Pupil Foundation Grant

The Pupil Foundation Grant is a per-pupil allocation that supports the elements of classroom education that are required by, and generally common to, all students. The Pupil Foundation Grant has four allocations – JK/SK, Primary, Junior/Intermediate and Secondary

- The decrease in the Pupil Foundation allocation is primarily attributed to the changes in the intermediate/junior (24.5:1) and secondary (28:1) class sizes requirements and the reduction in funded Early Childhood Educators (ECE) staffing ratio. This is partially offset by the increasing enrolment in the Board and the additional funding to support ECE supply costs. The Pupil Foundation Grant also includes an increase in salary benchmarks for teaching staff of 1% for the 2019-20 school year.

School Foundation Grant

The School Foundation Grant supports the costs of in-school administration and leadership (salaries and benefits for principals, vice-principals and office support staff), as well as supplies for school administration purposes.

- The increase in the School Foundation Grant is a result of the additional compensation for Principals and Vice-Principals to support the salary increase specified in 2018-20 agreements. Additionally, the increased enrolments at schools would also contribute to an increase in the school and office supplies allocation.

Special Purpose Grants

The Special Purpose Grants recognize that different levels of support are required by boards to provide quality education in different locations, to respond to students and school needs, and to support varying demographic profiles. Special Purpose Grants provide funding for initiatives such as Special Education, Geographic Circumstances, Teacher Qualifications and Experience, Student Transportation and Board Administration.

Although most Special Purpose Grants have remained relatively stable from Revised Estimates, the following outlines the significant changes to the Boards funding:

- Special Education funding has increased with the additional investment in the Behaviour Expertise Amount (BEA); enabling more staff who have expertise in Applied Behaviour Analysis (ABA) to support students and training opportunities to build school board capacity in ABA.
- Learning Opportunities Grant has decreased with the elimination of the Local Priorities Fund, provided as part of the provincial Extension Agreement. This resulted in the reallocation of certain teaching and support staff positions.

- The Teacher Qualifications and Experience Grant has increased largely from the new Teacher Job Protection Funding Allocation to allow the Board to phase-in the changes to class sizes and e-learning requirements over four years. The base amount of the Cost Adjustment Allocation, which was provided to supplement education working benchmarks, has been discontinued.
- Student Transportation funding in 2019-20 recognizes the increased costs associated with transferring students to/from school with an increase of 4% to manage increase costs. Increasing enrolment also contributes to the increase in overall student transportation funding.

Priorities and Partnership Funds

The Ministry of Education recently launched the new Priorities and Partnership Funds (PPF) to replace the previous Education Program – Other funding. The PPF is evidence-based and outcome-based; while providing streamlined, accountable and time-limited funding.

Although the Ministry of Education has announced provincial funding, the board-by-board allocation has yet to be announced. The amounts in the budget reflect known allocations or estimates of funding based on historical transfers. Specific allocations will be confirmed as announced by the Ministry of Education and adjusted in the Board's Revised Budget.

Other Revenues

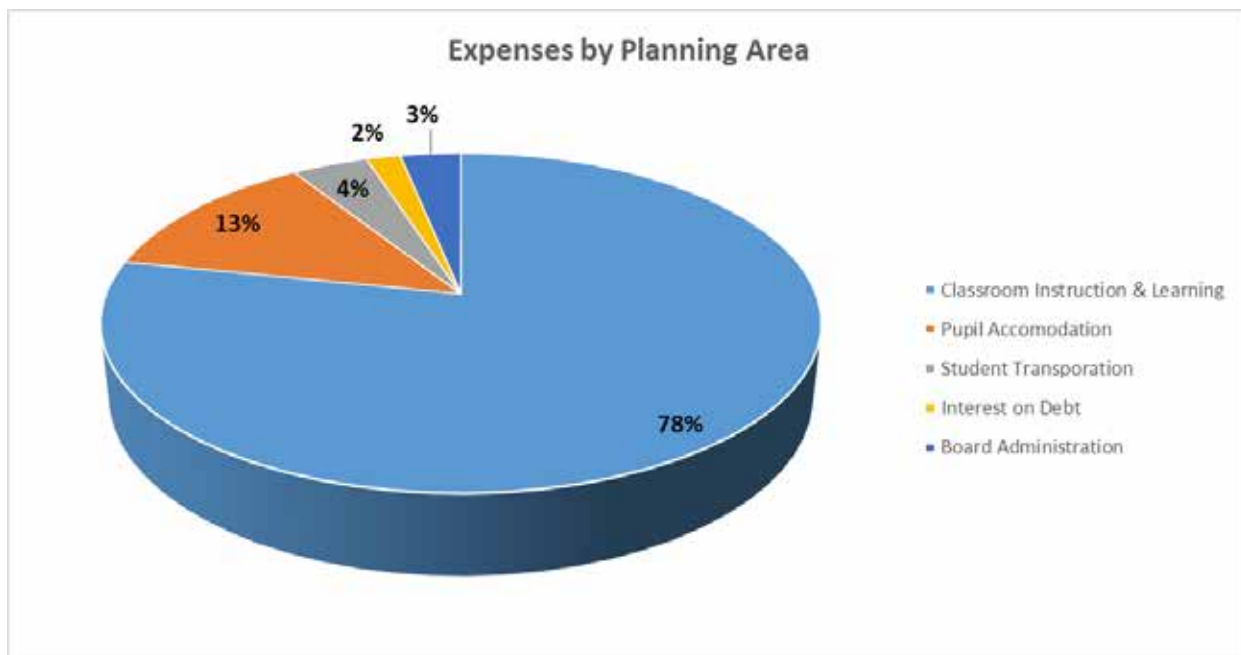
These revenues comprise a small part of the Board's overall budget and are not a guaranteed source of funding. The Board makes assumptions based on contracts or historical trending in order to reasonably estimate other revenue, such as tuition fees for out-of-province students or those students living on Six Nations or New Credit Reserves, facility rentals, interest income, amortization of deferred capital contributions and other various government grants.

Operating Expenses

Expenditures at the BHNCDSD are based on contractual agreements and service contracts, legislative requirements, Board policy and known infrastructure needs of the system. In some cases, reasonable estimates are required and then adjusted in-year once better information becomes available.

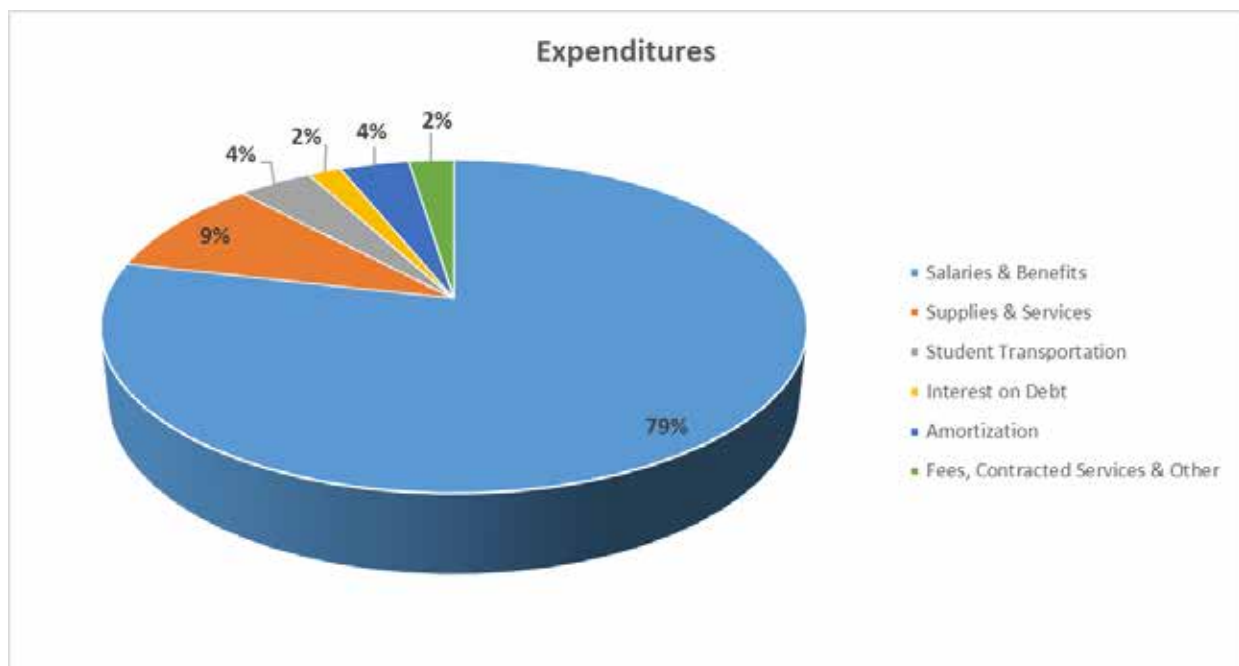
Overall, total expenditures for the 2019-20 school year are expected to be approximately \$134.6M as compared to \$135.4M for 2018-19 revised estimates. Salary and benefits account for approximately 78.5% (2018-19 revised estimates, 78.0%) of the Board’s budget. These are governed largely by Ministry of Education ratios, collective agreements, legislation and student needs.

Operating Expenses by Planning Area						
Cdn\$	2016/2017	2017/2018	2018/2019	2019/2020	\$ Chg	% Chg
	Actual	Actual	Revised Budget	Budget		
Planning Areas						
Classroom Instruction & Learning	94,426,813	100,607,287	106,245,169	105,270,393	(974,776)	-0.9%
Pupil Accomodation	16,227,901	16,432,211	16,859,271	17,148,113	288,842	1.7%
Student Transporation	4,731,089	4,969,562	5,406,159	5,439,178	33,019	0.6%
Interest on Debt	2,725,093	2,635,835	2,583,543	2,437,413	(146,130)	-5.7%
Board Administration	3,762,449	3,814,171	4,320,194	4,316,147	(4,047)	-0.1%
Total Expenditures	121,873,345	128,459,066	135,414,336	134,611,244	(803,092)	-0.6%



The following chart shows the estimated expenditures by category for 2019-20:

Operating Expenses (by Category)						
Cdn\$	2016/2017	2017/2018	2018/2019	2019/2020	\$ Chg	% Chg
Expense Category	Actual	Actual	Revised Budget	Budget		
Salaries & Benefits	94,731,946	100,198,858	105,643,002	105,715,832	72,830	0.1%
Staff Development	335,159	421,999	471,343	403,700	(67,643)	-14.4%
Supplies & Services	12,643,308	13,077,338	13,856,278	12,744,803	(1,111,475)	-8.0%
Interest on Debt	2,725,093	2,635,835	2,583,543	2,437,413	(146,130)	-5.7%
Rental Expenses	20,485	41,589	19,080	19,080	0	0.0%
Fees & Contracted Services	6,956,951	7,444,654	8,199,165	8,243,574	44,409	0.5%
Other Expenses	35,147	37,168	40,300	38,800	(1,500)	-3.7%
Amortization	4,425,257	4,601,625	4,601,625	5,008,042	406,417	8.8%
Total Expense Category	121,873,345	128,459,066	135,414,336	134,611,244	(803,092)	-0.6%



Salary and Benefits

Salary and benefits for teaching, classroom support and school and board administration constitute the largest portion (\$105.7 million or 78.5%) of the Board’s operating budget. This is an increase of \$0.1M or 0.1% compared to revised estimates for 2018-19. The budget includes a projected total FTE of approximately 1,104.7 staff.

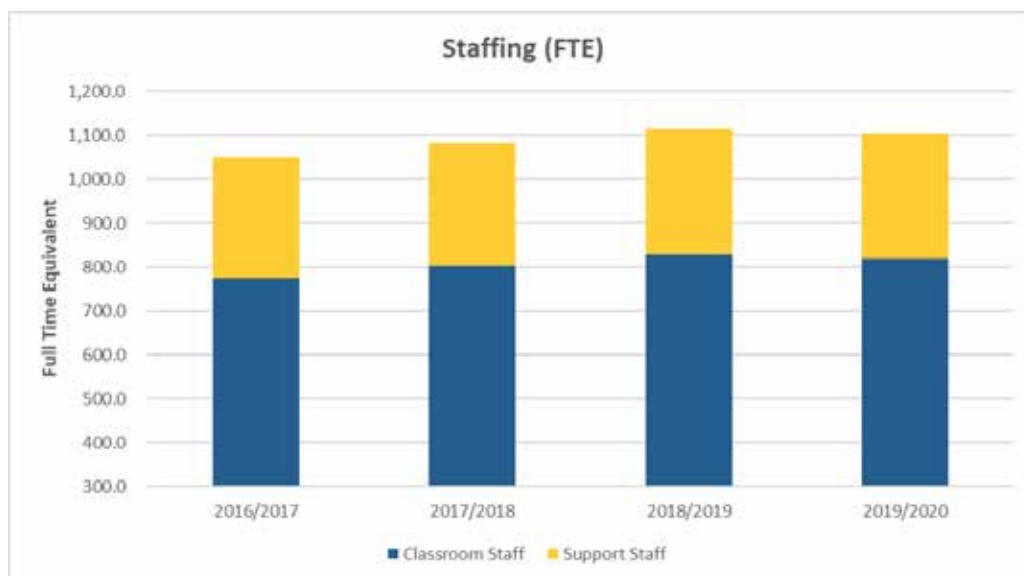
Staffing for all positions is the responsibility of the Human Resources Department. The greatest challenge is balancing costs; while servicing student needs, maintaining Ministry class size targets and honouring collective agreements.

The increase in salary and benefits can be attributed to the following:

- The Board experienced a level of attrition higher than historical trends would dictate, resulting in additional teaching positions being filled by current staff.

- The Board is projecting increased enrolment with elementary schools expected to increase by approximately 97.0 FTE from revised budget, while secondary schools are likely to see a modest increase of about 14.0 FTE.
- Adjustments to the pupil-teacher ratio due to increased enrolment and class size increases in junior/intermediate and secondary grades. Currently, the Board’s Secondary class size target is 23.5; with gradual phase-in to 28.0 as required by 2022-23.
- The expiration of the Extension Agreement on August 31, 2019 will result in certain positions no longer being funded in both classroom and support staff roles.
- Collective agreement provisions for salary and benefit increases.
- The benefit budget was brought into line with historical experience and projections.

Salary and Benefits					
Cdn\$	2016/2017 Actual	2017/2018 Actual	2018/2019 Revised Budget	2019/2020 Budget	Chg
Classroom Staff					
Teaching	599.0	620.5	636.7	625.5	(11.2)
CYCWs	3.0	5.0	8.0	8.0	0.0
EAs	138.5	139.5	145.4	148.0	2.6
ECEs	46.0	49.0	49.0	49.0	0.0
Total Classroom Staff	786.5	814.0	839.1	830.5	(8.6)
Support Staff					
School Administration	89.2	90.8	92.3	90.6	(1.7)
Board Administration	27.5	27.2	28.4	28.4	0.0
Facility Services	85.5	86.6	89.1	89.1	0.0
Other Support Staff	60.3	63.6	66.1	66.1	0.0
Total Support Staff	262.5	268.2	275.9	274.2	(1.7)
Total Salary & Benefits	1,049.0	1,082.2	1,115.0	1,104.7	(10.3)



Staff Development

Expenditures associated with providing internal or external professional development to staff.

The main contributor for the reduction in estimated staff development expenses is the decrease in Priorities and Partnership Funding (PPF) included in the budget. Although the Ministry of Education has announced provincial funding, the board-by-board allocation has yet to be announced. The amounts in the budget reflect known allocations or estimates of funding only. Specific allocations will be confirmed as announced by the Ministry of Education and adjusted in the Board's revised budget.

Supplies & Services

Expenditures related to educational learning materials such as textbooks, technological equipment and other classroom materials required to teach or for administrative purposes.

In addition to a decrease in PPF funding, the Board has realized savings in electricity costs as a result of sustainability programs, telephones and servicing and a decrease in the amount of known large school renewal projects. The Board also prioritized certain budget areas to ensure expenditures were providing value-added activities in support of the Board's vision, strategic plan and current priorities.

Capital and Debt

Debt refers to interest charges relating to the long-term debt held by the Board, including pre-amalgamation debt costs. This interest included in the budget is based on known debt at the time of preparation. The Ministry has assumed all Board approved capital projects and, therefore, these interest costs are covered by an offsetting grant.

The government provides funding to school boards to build new or build additions to existing schools; based on the needs of the school community and Board. Refer to the section on Capital Budget for further information.

Fees and Contracted Services

Expenditures consisting of external services required to meet obligations such as audit, legal, professional fees, software fees and contracts. Also included in this category are the expenditures associated with transporting eligible students between home and school. This cost is reflective of the Board's share of the jointly-operated transportation consortium, Student Transportation Services of Brant Haldimand Norfolk (STSBHN).

The Board has been able to keep fees and contracted services relatively flat as a result of participation in collaborative contracts through the Ontario Education Collaborative Marketplace (OECM), prioritizing initiatives that identify student needs, support student achievement and well-being and ensuring to meet our health and safety obligations and other regulations. Using this lens, the Board was able to examine individual areas of the budget and achieve a result that supported other budgets and priorities.

School Budget Allocations

School budgets are allocated primarily based on projected enrolment. It is the responsibility of the Principal to allocate these funds, as needed, for their school community. The funds are used to run the day-to-day operations of the school from classroom resources to furniture and office supplies. These are separate and distinct from School Generated Funds.

School Budget Allocations				
Cdn\$	2018/2019	2019/2020	\$ Chg	% Chg
	Revised Budget	Budget		
Elementary				
Blessed Sacrament	23,207	24,412	1,205	5.2%
Christ the King	20,339	20,131	(208)	-1.0%
Holy Cross	23,588	23,341	(247)	-1.0%
Holy Family	18,043	19,220	1,177	6.5%
Jean Vanier	36,884	35,710	(1,174)	-3.2%
Notre Dame (Brantford)	30,564	30,937	373	1.2%
Notre Dame (Caledonia)	29,476	30,751	1,275	4.3%
Our Lady of Fatima	13,769	13,668	(101)	-0.7%
Our Lady of Providence	31,350	30,485	(865)	-2.8%
Resurrection	16,078	16,396	318	2.0%
Sacred Heart (Langton)	20,010	19,558	(452)	-2.3%
Sacred Heart (Paris)	31,422	32,457	1,035	3.3%
St. Basil	49,006	49,841	835	1.7%
St. Bernard of Clairvaux	24,314	25,396	1,082	4.5%
St. Cecilia's	16,037	15,742	(294)	-1.8%
St. Frances Cabrini	30,788	30,739	(49)	-0.2%
St. Gabriel	39,984	37,329	(2,655)	-6.6%
St. Joseph's	51,574	52,723	1,149	2.2%
St. Leo	32,691	34,872	2,181	6.7%
St. Mary's (Hagersville)	18,061	17,564	(497)	-2.8%
St. Michael's (Dunnville)	26,773	26,887	114	0.4%
St. Michael's (Walsh)	14,663	14,678	15	0.1%
St. Patrick (Brantford)	16,192	16,083	(109)	-0.7%
St. Patrick's (Caledonia)	23,463	22,980	(483)	-2.1%
St. Peter	19,729	18,880	(850)	-4.3%
St. Pius X	29,851	29,974	123	0.4%
St. Stephen's	16,655	17,317	662	4.0%
St. Theresa	20,084	20,353	269	1.3%
Total Elementary	724,596	728,424	3,827	0.5%
Secondary				
Assumption College	261,087	261,724	637	0.2%
Holy Trinity	171,354	177,275	5,922	3.5%
St. John's College	183,977	181,914	(2,063)	-1.1%
Total Secondary	616,417	620,913	4,496	0.7%
Total School Allocation	1,341,013	1,349,336	8,323	0.6%

Capital Budget

The government provides funding to school boards to build new or to build additions to existing schools based on the needs of the school community and board. All capital projects are approved by the Ministry of Education. The allocation for new schools is calculated assuming a space requirement of 104 square feet for each elementary student and 130 square feet for each secondary student. The Ministry then applies standard construction costs to calculate an allocation. This allocation is provided to school boards when construction of a new school or addition begins.

The GSN provides facility renewal grants to fund upgrading and renovation of school facilities. A facility renewal project would normally be a project that would cost more than \$10,000 and would convey a benefit of more than one year.

The Ministry has established an accountability framework to monitor facility renewal expenditures of all school boards. This framework includes the use of surveys, questionnaires, inventories and asset management systems, which must be kept updated on an annual basis.

School boards are required to submit, by December 31 of each year, information summarizing school renewal projects that have been undertaken in the past year and information identifying school renewal projects to be undertaken in the coming year.

During the 2019-20 school year, the Brant Haldimand Norfolk Catholic District School Board will undertake several facility renewal projects, which are designed to create a safe and more comfortable learning environment for our students and staff. Administration and the Board of Trustees will be reviewing the needs of the system and identifying specific projects for the coming year.

From time-to-time, schools may require portables or portapacks to alleviate enrolment pressures. Portables and portapacks are typically funded using the Board's accumulated surplus. As a result of enrolment pressures or the expansion of the Board's French Immersion program the following schools will be provided with either a portable or portapack addition: Christ the King, Holy Family (Paris), St. Bernard of Clairvaux and St. Joseph's.

Capital Budget			
Cdn\$	2018/2019 Revised Budget	2019/2020 Budget	\$ Chg
<u>School Renewal</u>			
Local Improvements	653,439	812,837	159,398
Greenhouse Gas Reduction	160,884	-	(160,884)
School Condition Improvement	2,679,817	2,019,616	(660,201)
Community Hubs	320,418	-	(320,418)
Total School Renewal	3,814,558	2,832,453	(982,105)
<u>New Pupil Places</u>			
New Portable Purchases	1,496,000	650,000	(846,000)
Site Purchases	-	-	-
Buildings	3,438,357	-	(3,438,357)
Total New Pupil Places	4,934,357	650,000	(4,284,357)
Other Tangible Capital	70,000	70,000	-
Debt Interest	2,583,543	2,437,413	(146,130)
Total Capital & Debt	11,402,458	5,989,866	(5,412,592)

Appendix A - Comparative Revenue Summary

	Comparative Revenue Summary						
	2016-2017	2017-2018	2018-2019	2019-2020	In-Year Change		
	Actual	Actual	Forecast	Budget	\$	%	
Provincial Grants (GSN)							
Pupil Foundation	52,362,087	54,256,390	56,239,911	53,056,423	(3,183,488)	-5.7%	
School Foundation	8,033,561	8,113,094	8,328,336	8,497,850	169,514	2.0%	
Special Education	13,192,354	14,139,884	16,373,847	16,750,543	376,696	2.3%	
Language Allocation	1,414,493	1,640,218	1,718,929	1,838,513	119,584	7.0%	
Indigenous Education	258,011	321,470	319,876	338,186	18,310	5.7%	
Rural and Northern Education Fund	1,335,330	1,532,119	1,527,925	1,538,992	11,067	0.7%	
Learning Opportunities	1,873,332	3,021,280	2,594,579	1,425,419	(1,169,160)	-45.1%	
Safe and Accepting Schools	199,477	205,310	212,524	216,840	4,316	2.0%	
Adult & Continuing Education	341,443	435,431	313,864	303,908	(9,956)	-3.2%	
Teacher DECE Q&E	11,382,631	11,963,923	11,487,662	14,186,724	2,699,062	23.5%	
New Teacher Induction Program	64,507	72,394	113,637	90,809	(22,828)	-20.1%	
Student Transportation	5,176,134	5,335,985	5,377,410	5,641,361	263,951	4.9%	
Declining Enrolment	21,093	-	-	-	-	0.0%	
Administration & Governance	3,758,844	3,907,889	4,766,419	4,787,451	21,032	0.4%	
School Operations & Renewal	9,842,312	9,910,844	10,593,878	10,740,227	146,349	1.4%	
Community Use of Schools Grant	136,202	140,700	140,860	146,889	6,029	4.3%	
Permanant Financing - NPF	146,395	146,395	146,395	146,395	-	0.0%	
Regular Provincial Grants	109,538,206	115,143,326	120,256,052	119,706,530	(549,522)	-0.5%	
Grants for Capital Purposes							
School Renewal	1,001,638	749,269	993,197	857,853	(135,344)	-13.6%	
Temporary Accommodation	16,892	-	10,000	40,000	30,000	300.0%	
Short-Term Interest	-	18,978	42,000	25,196	(16,804)	-40.0%	
Debt Funding for Capital	2,452,106	2,329,758	2,200,553	2,064,110	(136,443)	-6.2%	
Total Capital Grants	3,470,636	3,098,005	3,245,750	2,987,159	(258,591)	-8.0%	
Other Grants							
Other Grants	616,918	421,120	352,190	281,736	(70,454)	-20.0%	
Priorities & Partnership Funding	1,015,431	2,033,680	1,282,435	945,623	(336,812)	-26.3%	
Total Non-GSN Grants	1,632,349	2,454,800	1,634,625	1,227,359	(407,266)	-24.9%	
Other Revenue							
Tuition Fees	1,152,459	1,291,689	1,431,238	1,225,894	(205,344)	-14.3%	
Rentals	164,796	169,697	122,281	173,098	50,817	41.6%	
Interest	167,204	310,800	130,000	230,000	100,000	76.9%	
Other Revenue	4,138,569	4,139,276	4,005,882	4,063,603	57,721	1.4%	
Total Non-Grant Revenue	5,623,028	5,911,462	5,689,401	5,692,595	3,194	0.1%	
Deferred Revenues							
Amortization of DCC	4,244,393	4,420,761	4,420,762	4,827,178	406,416	9.2%	
Deferred Revenues	102,485	14,672	211,281	213,958	2,677	1.3%	
Net Deferred Revenue	4,346,878	4,435,433	4,632,043	5,041,136	409,093	8.8%	
Total Revenue and Grants	124,611,097	131,043,026	135,457,871	134,654,779	(803,092)	-0.6%	

Appendix B - Comparative Expenditure Summary

	Comparative Expenditure Summary						
	2016-2017 Actual	2017-2018 Actual	2018-2019 Forecast	2019-2020 Budget	In-Year Change		
					\$	%	
Classroom Instruction							
Teachers	58,874,588	62,707,647	65,620,685	65,539,337	(81,348)	-0.1%	
Supply Teachers	2,875,372	2,759,357	3,150,687	3,050,103	(100,584)	-3.2%	
Educational Assistants	7,313,630	7,736,068	8,248,598	8,513,735	265,137	3.2%	
Early Childhood Educators	2,024,989	2,173,042	2,552,075	2,657,032	104,957	4.1%	
Classroom Computers	1,711,767	2,147,851	2,052,872	1,748,224	(304,648)	-14.8%	
Textbooks & Supplies	2,369,393	2,503,554	3,196,931	2,707,678	(489,253)	-15.3%	
Professionals and Paraprofessionals	2,753,205	3,127,218	3,487,622	3,591,816	104,194	3.0%	
Library and Guidance	1,936,376	2,021,134	2,010,088	2,012,695	2,607	0.1%	
Staff Development	972,761	1,146,083	1,248,151	1,018,029	(230,122)	-18.4%	
Department Heads	230,616	237,583	237,583	237,583	-	0.0%	
School Generated Funds	3,450,404	3,511,888	3,500,000	3,500,000	-	0.0%	
Total Classroom Instruction & Learning	84,513,102	90,071,424	95,305,292	94,576,232	(729,060)	-0.8%	
School Management							
Principals & Vice Principals	5,037,554	5,181,353	5,477,139	5,504,324	27,185	0.5%	
School Office	3,191,011	3,276,031	3,378,728	3,218,030	(160,698)	-4.8%	
Co-Ordinators and Consultants	1,370,040	1,667,033	1,764,916	1,646,152	(118,764)	-6.7%	
Continuing Education	315,106	411,446	319,094	325,655	6,561	2.1%	
Total School Management	9,913,711	10,535,862	10,939,877	10,694,161	(245,716)	-2.2%	
Student Transportation	4,731,089	4,969,562	5,406,159	5,439,178	33,019	0.6%	
Administration							
Trustees	108,192	111,317	126,133	125,933	(200)	-0.2%	
Director and Supervisory Officers	955,408	959,773	960,878	957,184	(3,694)	-0.4%	
Board Administration	2,698,849	2,743,081	3,233,183	3,233,030	(153)	0.0%	
Total Administration	3,762,449	3,814,171	4,320,194	4,316,147	(4,047)	-0.1%	
Pupil Accomodation							
School Operations and Maintenance	10,814,057	11,081,318	11,264,449	11,293,978	29,529	0.3%	
School Renewal	988,588	749,269	993,197	846,093	(147,104)	-14.8%	
Interest of Capital Debt	2,725,093	2,635,835	2,583,543	2,437,413	(146,130)	-5.7%	
Amortization	4,425,257	4,601,625	4,601,625	5,008,042	406,417	8.8%	
Total Pupil Accomodation	18,952,994	19,068,046	19,442,814	19,585,526	142,712	0.7%	
Total Expenditures	121,873,345	128,459,066	135,414,336	134,611,244	(803,092)	-0.6%	

Brant Haldimand Norfolk Catholic District School Board 2019-2020 Preliminary Expenditure Estimates - Operations

			Prelim	Prelim Change	Prelim Budget	Revised 2018-2019	Actual 2017-2018	Increase (Decrease)
INSTRUCTION								
10	315	Professional Development - Academic & S.O.'s	186,978		186,978	232,716	214,852	-45,738
10	317	Professional Development - Non Teaching	5,800		5,800	2,090	743	3,710
10	319	Religion Course	5,000		5,000	5,000	12,600	0
	Total	Staff Development	197,778		197,778	239,806	228,195	-42,028
10	320	Textbooks & Learning Materials	92,722		92,722	122,722	258,845	-30,000
10	322	Books & Periodicals	500		500	500		0
10	324	School Initiatives	0		0	0	24,510	0
10	325	Program Supplies	603,100		603,100	840,313	678,042	-237,213
10	330	Instructional Supplies	919,495		919,495	1,227,495	346,796	-308,000
10	331	Application Software	0		0	0	28,248	0
10	333	New Classroom Set-Up	50,000		50,000	50,000		0
10	335	Printing & Photocopying - Instructional	200,000		200,000	200,000	207,931	0
10	336	Printing & Photocopying - Non-instructional	2,000		2,000	2,000	1,417	0
10	339	First Aid Supplies	7,500		7,500	7,500	6,296	0
10	361	Automobile Reimbursement	68,406		68,406	72,706	64,719	-4,300
10	401	Repairs - Furniture & Equipment	5,000		5,000	5,000		0
10	402	Repairs - Computer Technology	0		0	0		0
10	404	Telephone - Cellular	1,200		1,200	1,200	730	0
10	406	Telephone - Data Communications Services	336,100		336,100	411,100	284,172	-75,000
10	414	Student Senate	12,000		12,000	12,000	9,384	0
10	540	School Trips - Transportation	80,154		80,154	77,854	131,064	2,300
10	701	Association & Membership Fees - Board	0		0	0	2,145	0
10	725	Miscellaneous	1,500		1,500	1,500		0
	Total	Supplies & Services	2,379,677		2,379,677	3,031,890	2,044,299	-652,213
10	501	Replacement of Furniture & Equipment - General	62,810		62,810	62,810	206,169	0
10	502	Replacement of Furniture & Equipment - Computer Tech	533,282		533,282	832,865	1,277,008	-299,583
10	503	Replacement of Furniture & Equipment - Network Conne	39,250		39,250	39,250	322,204	0
	Total	Replacement of F&E	635,342		635,342	934,925	1,805,381	-299,583
10	602	Rental/Lease - Furniture & Equipment - Computer Techn	0		0	0	22,612	0
	Total	Rental Expenses	0		0	0	22,612	0
10	640	Instructional Advertising	79,000		79,000	64,000	68,184	15,000
10	653	Other Professional Fees	0		0	0	26,562	0
10	654	Other Contractual Services	125,078		125,078	125,078	205,582	0
10	661	Software Fees & Licenses	124,245		124,245	114,710	116,682	9,535

Brant Haldimand Norfolk Catholic District School Board 2019-2020 Preliminary Expenditure Estimates - Operations

	Prelim	Prelim Change	Prelim Budget	Revised 2018-2019	Actual 2017-2018	Increase (Decrease)
10 662 Maintenance Fees - Computer Technology	268,450		268,450	208,050	96,868	60,400
10 702 Association & Membership Fees - Individuals	1,200		1,200	1,200	200	0
Total Fees & Contract Services	597,973		597,973	513,038	514,078	84,935
10 705 Student Bursaries/Awards	1,800		1,800	1,800	1,800	0
Total Other Expenses	1,800		1,800	1,800	1,800	0
10 790 Amortization	139,833		139,833	142,064	142,064	-2,231
Total Amortization	139,833		139,833	142,064	142,064	-2,231
Total INSTRUCTION	3,952,403		3,952,403	4,863,523	4,758,429	-911,120

Brant Haldimand Norfolk Catholic District School Board 2019-2020 Preliminary Expenditure Estimates - Operations

			Prelim	Prelim Change	Prelim Budget	Revised 2018-2019	Actual 2017-2018	Increase (Decrease)
SPECIAL EDUCATION								
12	315	Professional Development - Academic & S.O.'s	26,350		26,350	25,650	14,433	700
12	317	Professional Development - Non Teaching	21,850		21,850	18,150	10,944	3,700
12	361	Automobile Reimbursement	800		800			800
	Total	Staff Development	49,000		49,000	43,800	25,377	5,200
12	320	Textbooks & Learning Materials	4,500		4,500	4,500	9,206	0
12	325	Program Supplies	98,381		98,381	88,506	133,637	9,875
12	330	Instructional Supplies	56,420		56,420	55,706	29,356	714
12	335	Printing & Photocopying - Instructional	0		0	0	2,221	0
12	336	Printing & Photocopying - Non-instructional	6,500		6,500	6,500	3,869	0
12	361	Automobile Reimbursement	56,640		56,640	58,190	43,176	-1,550
12	402	Repairs - Computer Technology	3,000		3,000	3,000		0
12	404	Telephone - Cellular	2,890		2,890	2,890	989	0
12	405	Telephone - Voice	2,000		2,000	2,000	1,054	0
12	407	Postage	235		235	235	155	0
12	410	Office Supplies & Services	2,500		2,500	2,500	77	0
12	416	SEAC	500		500	500	636	0
12	540	School Trips - Transportation	2,750		2,750	2,750	4,987	0
	Total	Supplies & Services	236,316		236,316	227,277	229,363	9,039
12	501	Replacement of Furniture & Equipment - General	106,500		106,500	106,500	94,227	0
12	502	Replacement of Furniture & Equipment - Computer Tech	414,157		414,157	414,157	59,452	0
	Total	Replacement of F&E	520,657		520,657	520,657	153,679	0
12	654	Other Contractual Services	179,365		179,365	179,365	31,834	0
12	662	Maintenance Fees - Computer Technology	25,740		25,740	25,740		0
12	702	Association & Membership Fees - Individuals	300		300	0	257	300
	Total	Fees & Contract Services	205,405		205,405	205,105	32,091	300
Total	SPECIAL EDUCATION		1,011,378		1,011,378	996,839	440,510	14,539

Brant Haldimand Norfolk Catholic District School Board 2019-2020 Preliminary Expenditure Estimates - Operations

	Prelim	Prelim Change	Prelim Budget	Revised 2018-2019	Actual 2017-2018	Increase (Decrease)
SCHOOL MANAGEMENT						
15 315	Professional Development - Academic & S.O.'s		13,500	27,525	55,135	-14,025
15 317	Professional Development - Non Teaching		12,735	12,735		0
Total	Staff Development		26,235	40,260	55,135	-14,025
15 324	School Initiatives		0	0	19,896	0
15 325	Program Supplies		5,000	6,000	1,201	-1,000
15 335	Printing & Photocopying - Instructional		0	0		0
15 336	Printing & Photocopying - Non-instructional		0	0	13,384	0
15 361	Automobile Reimbursement		15,000	16,000	12,241	-1,000
15 404	Telephone - Cellular		0	0	21,392	0
15 405	Telephone - Voice		75,405	75,405	58,087	0
15 406	Telephone - Data Communications Services		0	0	398	0
15 407	Postage		32,046	32,046	34,198	0
15 410	Office Supplies & Services		130,954	130,954	113,261	0
15 415	School Council Supplies		26,000	26,000	33,100	0
Total	Supplies & Services		284,405	286,405	307,158	-2,000
15 501	Replacement of Furniture & Equipment - General		9,000	9,000	12,786	0
15 502	Replacement of Furniture & Equipment - Computer Tech		0	0	1,009	0
15 503	Replacement of Furniture & Equipment - Network Conne		3,400	3,400		0
Total	Replacement of F&E		12,400	12,400	13,795	0
15 661	Software Fees & Licenses		67,500	66,400	38,793	1,100
15 662	Maintenance Fees - Computer Technology		116,200	116,200	117,925	0
15 701	Association & Membership Fees - Board		2,300	2,300		0
15 719	School Courier		20,000	20,000	15,893	0
Total	Fees & Contract Services		206,000	204,900	172,611	1,100
Total	SCHOOL MANAGEMENT		529,040	543,965	548,699	-14,925

Brant Haldimand Norfolk Catholic District School Board

2019-2020 Preliminary Expenditure Estimates - Operations

	Prelim	Prelim Change	Prelim Budget	Revised 2018-2019	Actual 2017-2018	Increase (Decrease)
STUDENT SUPPORT SERVICES						
21 317 Professional Development - Non Teaching	2,100		2,100	2,100	2,079	0
Total Staff Development	2,100		2,100	2,100	2,079	0
21 325 Program Supplies	2,000		2,000	2,000	6,066	0
21 361 Automobile Reimbursement	11,000		11,000	11,000	16,688	0
21 404 Telephone - Cellular	3,500		3,500	0	268	3,500
21 540 School Trips - Transportation	0		0	0	1,626	0
Total Supplies & Services	16,500		16,500	13,000	24,648	3,500
Total STUDENT SUPPORT SERVICES	18,600		18,600	15,100	26,727	3,500

Brant Haldimand Norfolk Catholic District School Board 2019-2020 Preliminary Expenditure Estimates - Operations

			Prelim	Prelim Change	Prelim Budget	Revised 2018-2019	Actual 2017-2018	Increase (Decrease)
COMPUTER SERVICES								
22	317	Professional Development - Non Teaching	27,610		27,610	29,000	9,051	-1,390
	Total	Staff Development	27,610		27,610	29,000	9,051	-1,390
22	325	Program Supplies	1,400		1,400	1,710	9,599	-310
22	332	Books & Periodicals	0		0	0		0
22	336	Printing & Photocopying - Non-instructional	900		900	900	146	0
22	361	Automobile Reimbursement	19,000		19,000	23,000	18,411	-4,000
22	402	Repairs - Computer Technology	15,000		15,000	15,000	4,771	0
22	404	Telephone - Cellular	12,000		12,000	10,500	9,704	1,500
22	405	Telephone - Voice	0		0	0	445	0
22	406	Telephone - Data Communications Services	34,000		34,000	34,000	29,657	0
22	407	Postage	400		400	400	106	0
22	410	Office Supplies & Services	2,000		2,000	2,000	1,775	0
	Total	Supplies & Services	84,700		84,700	87,510	74,614	-2,810
22	501	Replacement of Furniture & Equipment - General	1,500		1,500	1,500	284	0
22	502	Replacement of Furniture & Equipment - Computer Tech	4,000		4,000	4,000	93	0
	Total	Replacement of F&E	5,500		5,500	5,500	377	0
22	653	Other Professional Fees	5,868		5,868	5,868	150	0
22	654	Other Contractual Services	0		0	0	30,648	0
22	662	Maintenance Fees - Computer Technology	12,252		12,252	32,252	9,654	-20,000
22	702	Association & Membership Fees - Individuals	1,000		1,000	1,000	460	0
	Total	Fees & Contract Services	19,120		19,120	39,120	40,912	-20,000
Total	COMPUTER SERVICES		136,930		136,930	161,130	124,954	-24,200

Brant Haldimand Norfolk Catholic District School Board 2019-2020 Preliminary Expenditure Estimates - Operations

	Prelim	Prelim Change	Prelim Budget	Revised 2018-2019	Actual 2017-2018	Increase (Decrease)
LIBRARY SERVICES						
23 317	Professional Development - Non Teaching		2,000	2,000	1,357	0
Total	Staff Development		2,000	2,000	1,357	0
23 320	Textbooks & Learning Materials		20,000	20,000	882	0
23 321	Library Books		2,000	2,000	35,077	0
23 325	Program Supplies		14,577	14,577	12,149	0
23 330	Instructional Supplies		0	0	2,612	0
23 335	Printing & Photocopying - Instructional		1,500	1,500	1,002	0
23 361	Automobile Reimbursement		1,500	1,500	718	0
23 404	Telephone - Cellular		200	200	200	0
Total	Supplies & Services		39,777	39,777	52,440	0
23 501	Replacement of Furniture & Equipment - General		0	0	1,500	0
23 502	Replacement of Furniture & Equipment - Computer Tech		0	0	258	0
Total	Replacement of F&E		0	0	1,758	0
23 662	Maintenance Fees - Computer Technology		33,004	33,004	24,042	0
Total	Fees & Contract Services		33,004	33,004	24,042	0
Total	LIBRARY SERVICES		74,781	74,781	79,597	0
GUIDANCE SERVICES						
24 330	Instructional Supplies		0	0	722	0
24 335	Printing & Photocopying - Instructional		0	0	4,409	0
Total	Supplies & Services		0	0	5,131	0
24 501	Replacement of Furniture & Equipment - General		0	0		0
Total	Replacement of F&E		0	0		0
Total	GUIDANCE SERVICES		0	0	5,131	0

Brant Haldimand Norfolk Catholic District School Board 2019-2020 Preliminary Expenditure Estimates - Operations

			Prelim	Prelim Change	Prelim Budget	Revised 2018-2019	Actual 2017-2018	Increase (Decrease)
TEACHER SUPPORT SERVICES								
25	315	Professional Development - Academic & S.O.'s	16,827		16,827	23,327	19,612	-6,500
25	325	Program Supplies	0		0	0	53	0
25	361	Automobile Reimbursement	0		0	3,000	1,147	-3,000
	Total	Staff Development	16,827		16,827	26,327	20,812	-9,500
25	325	Program Supplies	33,698		33,698	34,198	5,045	-500
25	335	Printing & Photocopying - Instructional	8,300		8,300	8,500	6,705	-200
25	361	Automobile Reimbursement	15,095		15,095	15,895	17,751	-800
25	404	Telephone - Cellular	1,260		1,260	1,800	1,533	-540
25	702	Association & Membership Fees - Individuals	0		0	0	158	0
	Total	Supplies & Services	58,353		58,353	60,393	31,192	-2,040
25	502	Replacement of Furniture & Equipment - Computer Tech	0		0	0		0
	Total	Replacement of F&E	0		0	0		0
25	701	Association & Membership Fees - Board	10,000		10,000	10,000	9,499	0
25	702	Association & Membership Fees - Individuals	1,577		1,577	1,577	737	0
	Total	Fees & Contract Services	11,577		11,577	11,577	10,236	0
Total	TEACHER SUPPORT SERVICES		86,757		86,757	98,297	62,240	-11,540

Brant Haldimand Norfolk Catholic District School Board 2019-2020 Preliminary Expenditure Estimates - Operations

			Prelim	Prelim Change	Prelim Budget	Revised 2018-2019	Actual 2017-2018	Increase (Decrease)
GOVERNANCE/TRUSTEES								
31	317	Professional Development - Non Teaching	23,000		23,000	23,000	20,470	0
	Total	Staff Development	23,000		23,000	23,000	20,470	0
31	336	Printing & Photocopying - Non-instructional	3,500		3,500	3,500	173	0
31	359	Student Trustees	5,000		5,000	5,000		0
31	361	Automobile Reimbursement	10,000		10,000	10,000	8,067	0
31	404	Telephone - Cellular	3,000		3,000	3,000	3,583	0
31	406	Telephone - Data Communications Services	3,600		3,600	3,600	4,270	0
31	407	Postage	0		0	200		-200
31	410	Office Supplies & Services	500		500	500	9,354	0
31	725	Miscellaneous	5,000		5,000	5,000	1,258	0
	Total	Supplies & Services	30,600		30,600	30,800	26,705	-200
31	502	Replacement of Furniture & Equipment - Computer Tech	2,000		2,000	2,000		0
	Total	Replacement of F&E	2,000		2,000	2,000		0
Total	GOVERNANCE/TRUSTEES		55,600		55,600	55,800	47,175	-200

Brant Haldimand Norfolk Catholic District School Board 2019-2020 Preliminary Expenditure Estimates - Operations

			Prelim	Prelim Change	Prelim Budget	Revised 2018-2019	Actual 2017-2018	Increase (Decrease)
SENIOR ADMINISTRATION								
32	315	Professional Development - Academic & S.O.'s	27,000		27,000	27,000	28,897	0
32	316	Professional Memberships - Academic	300		300	300		0
32	318	Professional Memberships - Non Teaching	1,100		1,100			1,100
	Total	Staff Development	28,400		28,400	27,300	28,897	1,100
32	322	Books & Periodicals	2,250		2,250	2,250	734	0
32	325	Program Supplies	0		0	4,644		-4,644
32	336	Printing & Photocopying - Non-instructional	4,000		4,000	4,000	4,281	0
32	361	Automobile Reimbursement	9,500		9,500	9,500	3,125	0
32	404	Telephone - Cellular	10,000		10,000	10,000	5,233	0
32	406	Telephone - Data Communications Services	1,000		1,000	1,000	868	0
	Total	Supplies & Services	26,750		26,750	31,394	14,241	-4,644
32	702	Association & Membership Fees - Individuals	10,900		10,900	10,900	8,861	0
	Total	Fees & Contract Services	10,900		10,900	10,900	8,861	0
32	725	Miscellaneous	1,500		1,500	1,500	1,945	0
	Total	Other Expenses	1,500		1,500	1,500	1,945	0
Total	SENIOR ADMINISTRATION		67,550		67,550	71,094	53,944	-3,544

Brant Haldimand Norfolk Catholic District School Board 2019-2020 Preliminary Expenditure Estimates - Operations

			Prelim	Prelim Change	Prelim Budget	Revised 2018-2019	Actual 2017-2018	Increase (Decrease)
ADMINISTRATION AND OTHER SUPPORT								
33	317	Professional Development - Non Teaching	5,600		5,600	6,100	6,594	-500
	Total	Staff Development	5,600		5,600	6,100	6,594	-500
33	336	Printing & Photocopying - Non-instructional	500		500	500	374	0
33	361	Automobile Reimbursement	900		900	1,300	1,175	-400
33	404	Telephone - Cellular	1,600		1,600	1,600	1,904	0
33	405	Telephone - Voice	13,000		13,000	13,000	15,013	0
33	406	Telephone - Data Communications Services	0		0	1,800		-1,800
33	407	Postage	16,000		16,000	16,000	10,495	0
33	410	Office Supplies & Services	9,100		9,100	9,100	8,675	0
	Total	Supplies & Services	41,100		41,100	43,300	37,636	-2,200
33	501	Replacement of Furniture & Equipment - General	0		0	0	2,000	0
33	502	Replacement of Furniture & Equipment - Computer Tech	0		0	0	731	0
	Total	Replacement of F&E	0		0	0	2,731	0
33	640	Instructional Advertising	8,500		8,500	18,500	13,475	-10,000
33	652	Legal Fees	15,000		15,000	15,000	30,225	0
33	653	Other Professional Fees	0		0	0	2,360	0
33	654	Other Contractual Services	2,500		2,500	2,500	1,840	0
33	662	Maintenance Fees - Computer Technology	30,000		30,000	30,000	24,384	0
33	672	Liability Insurance	0		0	0		0
33	701	Association & Membership Fees - Board	49,000		49,000	49,000	46,292	0
33	702	Association & Membership Fees - Individuals	605		605	750	1,005	-145
	Total	Fees & Contract Services	105,605		105,605	115,750	119,581	-10,145
33	710	Interest	0		0	0		0
33	725	Miscellaneous	25,500		25,500	25,500	36,038	0
33	729	Foreign Exchange Gain/Loss	10,000		10,000	10,000	-4,761	0
	Total	Other Expenses	35,500		35,500	35,500	31,277	0
33	790	Amortization	53,597		53,597	52,859	52,859	738
	Total	Amortization	53,597		53,597	52,859	52,859	738
Total	ADMINISTRATION AND OTHER SUPPORT		241,402		241,402	253,509	250,678	-12,107

Brant Haldimand Norfolk Catholic District School Board 2019-2020 Preliminary Expenditure Estimates - Operations

			Prelim	Prelim Change	Prelim Budget	Revised 2018-2019	Actual 2017-2018	Increase (Decrease)
HUMAN RESOURCES ADMINISTRATION								
34	317	Professional Development - Non Teaching	4,550		4,550	10,050	7,087	-5,500
34	318	Professional Memberships - Non Teaching	1,400		1,400	1,400		0
	Total	Staff Development	5,950		5,950	11,450	7,087	-5,500
34	322	Books & Periodicals	1,500		1,500	1,500		0
34	361	Automobile Reimbursement	2,000		2,000	2,000	1,162	0
34	404	Telephone - Cellular	1,400		1,400	1,400	1,465	0
34	405	Telephone - Voice	0		0	0	34	0
34	410	Office Supplies & Services	2,500		2,500	2,500	2,276	0
34	421	Recruitment of Staff	20,000		20,000	20,000	3,004	0
34	501	Replacement of Furniture & Equipment - General	0		0	0		0
	Total	Supplies & Services	27,400		27,400	27,400	7,941	0
34	502	Replacement of Furniture & Equipment - Computer Tech	0		0	0	4,115	0
	Total	Replacement of F&E	0		0	0	4,115	0
34	650	Labour Relations	175,000		175,000	150,000	63,844	25,000
34	652	Legal Fees	0		0	0	404	0
34	653	Other Professional Fees	20,000		20,000	20,000	3,155	0
34	654	Other Contractual Services	30,000		30,000	30,000	28,675	0
34	661	Software Fees & Licenses	34,905		34,905	32,080	26,939	2,825
34	662	Maintenance Fees - Computer Technology	13,000		13,000	7,000	12,503	6,000
34	702	Association & Membership Fees - Individuals	1,400		1,400	1,400	1,042	0
	Total	Fees & Contract Services	274,305		274,305	240,480	136,562	33,825
Total	HUMAN RESOURCES ADMINISTRATION		307,655		307,655	279,330	155,705	28,325
INFORMATION TECHNOLOGY ADMINISTRATION								
35	503	Replacement of Furniture & Equipment - Network Conne	13,400		13,400	3,400		10,000
	Total	Replacement of F&E	13,400		13,400	3,400		10,000
35	661	Software Fees & Licenses	23,575		23,575	22,400	17,482	1,175
35	662	Maintenance Fees - Computer Technology	0		0	0	28,809	0
	Total	Fees & Contract Services	23,575		23,575	22,400	46,291	1,175
Total	INFORMATION TECHNOLOGY ADMINISTRATION		36,975		36,975	25,800	46,291	11,175

Brant Haldimand Norfolk Catholic District School Board 2019-2020 Preliminary Expenditure Estimates - Operations

			Prelim	Prelim Change	Prelim Budget	Revised 2018-2019	Actual 2017-2018	Increase (Decrease)
DIRECTOR'S OFFICE								
36	317	Professional Development - Non Teaching	1,800		1,800	1,800	1,124	0
	Total	Staff Development	1,800		1,800	1,800	1,124	0
36	336	Printing & Photocopying - Non-instructional	3,900		3,900	3,900		0
36	361	Automobile Reimbursement	1,000		1,000	1,300	62	-300
36	404	Telephone - Cellular	1,000		1,000	1,000	607	0
36	405	Telephone - Voice	1,500		1,500	1,500		0
36	406	Telephone - Data Communications Services	0		0	0		0
36	410	Office Supplies & Services	6,455		6,455	6,455	6,691	0
	Total	Supplies & Services	13,855		13,855	14,155	7,360	-300
36	501	Replacement of Furniture & Equipment - General	1,800		1,800	1,800	1,657	0
36	502	Replacement of Furniture & Equipment - Computer Tech	1,350		1,350	1,350	2,342	0
	Total	Replacement of F&E	3,150		3,150	3,150	3,999	0
36	702	Association & Membership Fees - Individuals	0		0	0	230	0
	Total	Fees & Contract Services	0		0	0	230	0
Total	DIRECTOR'S OFFICE		18,805		18,805	19,105	12,713	-300
PAYROLL ADMINISTRATION								
37	317	Professional Development - Non Teaching	2,000		2,000	2,000	1,103	0
	Total	Staff Development	2,000		2,000	2,000	1,103	0
37	361	Automobile Reimbursement	500		500	500	287	0
37	410	Office Supplies & Services	2,500		2,500	1,500	2,629	1,000
37	502	Replacement of Furniture & Equipment - Computer Tech	0		0	0	746	0
	Total	Supplies & Services	3,000		3,000	2,000	3,662	1,000
37	654	Other Contractual Services	62,000		62,000	76,000	98,530	-14,000
37	661	Software Fees & Licenses	1,600		1,600	1,600	1,532	0
37	662	Maintenance Fees - Computer Technology	14,000		14,000	14,000	12,593	0
37	702	Association & Membership Fees - Individuals	400		400	400	230	0
	Total	Fees & Contract Services	78,000		78,000	92,000	112,885	-14,000
Total	PAYROLL ADMINISTRATION		83,000		83,000	96,000	117,650	-13,000

Brant Haldimand Norfolk Catholic District School Board 2019-2020 Preliminary Expenditure Estimates - Operations

			Prelim	Prelim Change	Prelim Budget	Revised 2018-2019	Actual 2017-2018	Increase (Decrease)
FINANCE								
38	317	Professional Development - Non Teaching	5,500		5,500	5,500	4,331	0
38	318	Professional Memberships - Non Teaching	2,400		2,400	2,400	2,002	0
	Total	Staff Development	7,900		7,900	7,900	6,333	0
38	336	Printing & Photocopying - Non-instructional	3,460		3,460	3,460	495	0
38	361	Automobile Reimbursement	500		500	500	653	0
38	404	Telephone - Cellular	540		540	540	540	0
38	405	Telephone - Voice	0		0	0	5	0
38	410	Office Supplies & Services	3,400		3,400	3,400	1,700	0
	Total	Supplies & Services	7,900		7,900	7,900	3,393	0
38	501	Replacement of Furniture & Equipment - General	2,000		2,000	2,000	1,027	0
38	502	Replacement of Furniture & Equipment - Computer Tech	3,000		3,000	3,000		0
	Total	Replacement of F&E	5,000		5,000	5,000	1,027	0
38	640	Instructional Advertising	2,655		2,655	2,655		0
38	651	Audit Fees	55,000		55,000	55,000	44,261	0
38	653	Other Professional Fees	7,000		7,000	6,000	6,130	1,000
38	654	Other Contractual Services	2,500		2,500	2,500	1,453	0
38	661	Software Fees & Licenses	8,500		8,500	93,500	1,292	-85,000
38	662	Maintenance Fees - Computer Technology	89,000		89,000	68,000	51,815	21,000
38	702	Association & Membership Fees - Individuals	1,400		1,400	1,200	1,042	200
	Total	Fees & Contract Services	166,055		166,055	228,855	105,993	-62,800
Total	FINANCE		186,855		186,855	249,655	116,746	-62,800

Brant Haldimand Norfolk Catholic District School Board 2019-2020 Preliminary Expenditure Estimates - Operations

	Prelim	Prelim Change	Prelim Budget	Revised 2018-2019	Actual 2017-2018	Increase (Decrease)
PURCHASING AND PROCUREMENT						
39 317 Professional Development - Non Teaching	1,000		1,000	1,000	632	0
39 318 Professional Memberships - Non Teaching	500		500	500	419	0
Total Staff Development	1,500		1,500	1,500	1,051	0
39 361 Automobile Reimbursement	500		500	500	321	0
39 404 Telephone - Cellular	600		600	600	453	0
39 410 Office Supplies & Services	100		100	100	227	0
Total Supplies & Services	1,200		1,200	1,200	1,001	0
39 502 Replacement of Furniture & Equipment - Computer Tech	0		0	0		0
Total Replacement of F&E	0		0	0		0
39 702 Association & Membership Fees - Individuals	800		800	800	765	0
Total Fees & Contract Services	800		800	800	765	0
Total PURCHASING AND PROCUREMENT	3,500		3,500	3,500	2,817	0

Brant Haldimand Norfolk Catholic District School Board 2019-2020 Preliminary Expenditure Estimates - Operations

			Prelim	Prelim Change	Prelim Budget	Revised 2018-2019	Actual 2017-2018	Increase (Decrease)
SCHOOL OPERATIONS								
40	317	Professional Development - Non Teaching	3,000		3,000	4,000	5,343	-1,000
	Total	Staff Development	3,000		3,000	4,000	5,343	-1,000
40	340	Plant Operations Supplies	262,735		262,735	262,735	290,273	0
40	341	Electricity	1,944,893		1,944,893	2,007,699	1,732,914	-62,806
40	343	Heating - Gas	362,876		362,876	338,202	329,570	24,674
40	346	Water & Sewage	224,072		224,072	225,874	218,807	-1,802
40	361	Automobile Reimbursement	7,600		7,600	7,600	12,257	0
40	404	Telephone - Cellular	2,000		2,000	2,000	256	0
40	430	Maintenance Supplies	50,000		50,000	50,000	53,773	0
40	435	Caretakers Supplies	3,500		3,500	3,500		0
	Total	Supplies & Services	2,857,676		2,857,676	2,897,610	2,637,850	-39,934
40	501	Replacement of Furniture & Equipment - General	35,000		35,000	35,000	22,842	0
40	502	Replacement of Furniture & Equipment - Computer Tech	1,800		1,800	1,800		0
40	681	Moving of Portables	0		0	0	120,844	0
	Total	Replacement of F&E	36,800		36,800	36,800	143,686	0
40	654	Other Contractual Services	714,000		714,000	714,000	819,145	0
40	661	Software Fees & Licenses	30,000		30,000	33,000	52,708	-3,000
40	681	Moving of Portables	10,000		10,000	10,000	1,879	0
	Total	Fees & Contract Services	754,000		754,000	757,000	873,732	-3,000
40	790	Amortization	4,814,612		4,814,612	4,406,702	4,406,702	407,910
	Total	Amortization	4,814,612		4,814,612	4,406,702	4,406,702	407,910
Total		SCHOOL OPERATIONS	8,466,088		8,466,088	8,102,112	8,067,313	363,976

Brant Haldimand Norfolk Catholic District School Board 2019-2020 Preliminary Expenditure Estimates - Operations

			Prelim	Prelim Change	Prelim Budget	Revised 2018-2019	Actual 2017-2018	Increase (Decrease)
SCHOOL MAINTENANCE								
41	317	Professional Development - Non Teaching	2,500		2,500	2,500	2,338	0
	Total	Staff Development	2,500		2,500	2,500	2,338	0
41	340	Plant Operations Supplies	0		0	0		0
41	361	Automobile Reimbursement	15,000		15,000	15,000		0
41	370	Vehicle Fuel	30,000		30,000	30,000	31,179	0
41	401	Repairs - Furniture & Equipment	1,000		1,000	1,000		0
41	404	Telephone - Cellular	6,000		6,000	6,000	3,875	0
41	430	Maintenance Supplies	155,000		155,000	155,000	203,856	0
41	431	Maintenance Services	569,300		569,300	569,300	918,907	0
41	432	Landscaping	6,000		6,000	6,000		0
41	434	Building & Grounds (School Based)	61,368		61,368	61,368	6,401	0
41	438	Municipal Improvements	5,000		5,000	5,000		0
41	439	Local Improvement Supplies	0		0	0		0
41	440	Vehicle Maintenance & Supplies	15,000		15,000	15,000	19,073	0
	Total	Supplies & Services	863,668		863,668	863,668	1,183,291	0
41	501	Replacement of Furniture & Equipment - General	4,500		4,500	4,500	3,615	0
41	625	Rental/Lease - Vehicles	0		0	0		0
	Total	Replacement of F&E	4,500		4,500	4,500	3,615	0
41	754	Debenture Interest - post May 15, 1998	57,919		57,919	62,466	66,800	-4,547
	Total	Interest Charges on Capital	57,919		57,919	62,466	66,800	-4,547
41	653	Other Professional Fees	2,000		2,000	2,000	19,611	0
41	654	Other Contractual Services	26,000		26,000	26,000	19,772	0
41	661	Software Fees & Licenses	30,000		30,000	30,000	25,066	0
41	671	Property Insurance	120,793		120,793	120,793	35,172	0
41	672	Liability Insurance	89,000		89,000	89,000	38,661	0
41	673	Vehicle Insurance	11,000		11,000	11,000	4,020	0
41	702	Association & Membership Fees - Individuals	2,000		2,000	2,000		0
	Total	Fees & Contract Services	280,793		280,793	280,793	142,302	0
Total	SCHOOL MAINTENANCE		1,209,380		1,209,380	1,213,927	1,398,346	-4,547

**Brant Haldimand Norfolk Catholic District School Board
2019-2020 Preliminary Expenditure Estimates - Operations**

	Prelim	Prelim Change	Prelim Budget	Revised 2018-2019	Actual 2017-2018	Increase (Decrease)
SCHOOL RENEWAL						
42 760 Local Improvements	846,093		846,093	993,197	749,268	-147,104
Total Supplies & Services	846,093		846,093	993,197	749,268	-147,104
Total SCHOOL RENEWAL	846,093		846,093	993,197	749,268	-147,104
NEW PUPIL PLACES						
43 754 Debenture Interest - post May 15, 1998	1,833,121		1,833,121	1,956,910	2,031,676	-123,789
43 761 Capital Loan Interest	1,200		1,200	2,400	3,600	-1,200
Total Interest Charges on Capital	1,834,321		1,834,321	1,959,310	2,035,276	-124,989
Total NEW PUPIL PLACES	1,834,321		1,834,321	1,959,310	2,035,276	-124,989

Brant Haldimand Norfolk Catholic District School Board 2019-2020 Preliminary Expenditure Estimates - Operations

			Prelim	Prelim Change	Prelim Budget	Revised 2018-2019	Actual 2017-2018	Increase (Decrease)
OP & MAINT/CAPITAL-NON INSTRUCTIONAL								
44	317	Professional Development - Non Teaching	0		0	0		0
	Total	Staff Development	0		0	0		0
44	336	Printing & Photocopying - Non-instructional	3,000		3,000	3,000	258	0
44	340	Plant Operations Supplies	0		0	0	25	0
44	341	Electricity	66,342		66,342	66,636	40,814	-294
44	343	Heating - Gas	7,641		7,641	6,717	7,337	924
44	346	Water & Sewage	5,041		5,041	4,917	2,541	124
44	361	Automobile Reimbursement	0		0	0	160	0
44	405	Telephone - Voice	4,200		4,200	4,200	348	0
44	410	Office Supplies & Services	2,500		2,500	2,500	3,792	0
44	430	Maintenance Supplies	45,000		45,000	45,000	18,468	0
44	431	Maintenance Services	20,000		20,000	20,000	25,387	0
44	432	Landscaping	0		0	0		0
44	440	Vehicle Maintenance & Supplies	0		0	0		0
	Total	Supplies & Services	153,724		153,724	152,970	99,130	754
44	501	Replacement of Furniture & Equipment - General	2,000		2,000	2,000	9,270	0
	Total	Replacement of F&E	2,000		2,000	2,000	9,270	0
44	754	Debenture Interest - post May 15, 1998	31,211		31,211	33,661	35,996	-2,450
	Total	Interest Charges on Capital	31,211		31,211	33,661	35,996	-2,450
44	611	Rental/Lease - Non-Instructional Accommodation	19,080		19,080	19,080	18,977	0
44	653	Other Professional Fees	0		0	0		0
	Total	Rental Expenses	19,080		19,080	19,080	18,977	0
44	654	Other Contractual Services	36,284		36,284	36,284	11,926	0
	Total	Fees & Contract Services	36,284		36,284	36,284	11,926	0
Total	OP & MAINT/CAPITAL-NON INSTRUCTIONAL		242,299		242,299	243,995	175,299	-1,696

Brant Haldimand Norfolk Catholic District School Board 2019-2020 Preliminary Expenditure Estimates - Operations

	Prelim	Prelim Change	Prelim Budget	Revised 2018-2019	Actual 2017-2018	Increase (Decrease)
DIRECT CAPITAL & DEBT						
45 754	Debenture Interest - post May 15, 1998		277,567	291,711	305,192	-14,144
	Total Interest Charges on Capital		277,567	291,711	305,192	-14,144
45 762	Other Capital		146,395	146,395	146,395	0
45 763	Other Capital Expenditure		90,000	90,000	46,177	0
	Total Other Expenses		236,395	236,395	192,572	0
Total	DIRECT CAPITAL & DEBT		513,962	528,106	497,764	-14,144
TRANSPORTATION - GENERAL						
50 654	Other Contractual Services		264,994	231,975	228,624	33,019
	Total Fees & Contract Services		264,994	231,975	228,624	33,019
Total	TRANSPORTATION - GENERAL		264,994	231,975	228,624	33,019
TRANSPORTATION - HOME TO SCHOOL						
51 654	Other Contractual Services		5,174,184	5,174,184	4,739,841	0
51 658			0	0	1,097	0
	Total Fees & Contract Services		5,174,184	5,174,184	4,740,938	0
Total	TRANSPORTATION - HOME TO SCHOOL		5,174,184	5,174,184	4,740,938	0

Brant Haldimand Norfolk Catholic District School Board 2019-2020 Preliminary Expenditure Estimates - Operations

	Prelim	Prelim Change	Prelim Budget	Revised 2018-2019	Actual 2017-2018	Increase (Decrease)
CONTINUING EDUCATION						
55 315	Professional Development - Academic & S.O.'s	500	500	500	849	0
55 317	Professional Development - Non Teaching	0	0	0		0
Total	Staff Development	500	500	500	849	0
55 325	Program Supplies	0	0	0	24	0
55 330	Instructional Supplies	9,900	9,900	9,400	4,610	500
55 335	Printing & Photocopying - Instructional	1,200	1,200	1,200	670	0
55 361	Automobile Reimbursement	7,900	7,900	4,400	3,442	3,500
55 404	Telephone - Cellular	600	600	600		0
Total	Supplies & Services	19,600	19,600	15,600	8,746	4,000
55 502	Replacement of Furniture & Equipment - Computer Tech	0	0	0		0
Total	Replacement of F&E	0	0	0		0
55 702	Association & Membership Fees - Individuals	1,000	1,000	1,000	989	0
Total	Fees & Contract Services	1,000	1,000	1,000	989	0
Total	CONTINUING EDUCATION	21,100	21,100	17,100	10,584	4,000
OTHER NON-OPERATING						
59 462	SGF Expense	3,500,000	3,500,000	3,500,000	3,511,888	0
Total	Supplies & Services	3,500,000	3,500,000	3,500,000	3,511,888	0
59 722	Claims & Settlements	0	0	0		0
59 795	Loss on Disposal of TCA	0	0	0		0
Total	Other Expenses	0	0	0		0
Total	OTHER NON-OPERATING	3,500,000	3,500,000	3,500,000	3,511,888	0
TOTAL BUDGET		28,883,652	28,883,652	29,771,334	28,265,306	-887,682

Brant Haldimand Norfolk Catholic District School Board 2019-2020 Preliminary Expenditure Estimates - Salary and Benefits

	Prelim	Prelim Change	Prelim Budget	Revised 2018-2019	Actual 2017-2018	Increase (Decrease)	Description
10 INSTRUCTION							
Salaries & Wages	57,057,104		57,057,104	56,336,662	54,453,050	720,442	
Employee Benefits	7,593,732		7,593,732	8,073,566	7,144,999	-479,834	
Total INSTRUCTION	64,650,836		64,650,836	64,410,228	61,598,049	240,608	
12 SPECIAL EDUCATION							
Salaries & Wages	13,902,781		13,902,781	14,223,354	12,743,141	-320,573	
Employee Benefits	3,158,115		3,158,115	2,962,598	2,637,192	195,517	
Total SPECIAL EDUCATION	17,060,896		17,060,896	17,185,952	15,380,333	-125,056	
15 SCHOOL MANAGEMENT							
Salaries & Wages	7,161,078		7,161,078	7,212,211	7,098,431	-51,133	
Employee Benefits	1,094,712		1,094,712	1,145,068	1,067,955	-50,356	
Total SCHOOL MANAGEMENT	8,255,790		8,255,790	8,357,279	8,166,386	-101,489	
21 STUDENT SUPPORT SERVICES							
Salaries & Wages	964,176		964,176	913,994	801,918	50,182	
Employee Benefits	215,703		215,703	219,368	161,132	-3,665	
Total STUDENT SUPPORT SERVICES	1,179,879		1,179,879	1,133,362	963,050	46,517	
22 COMPUTER SERVICES							
Salaries & Wages	1,013,700		1,013,700	1,015,766	990,607	-2,066	
Employee Benefits	282,277		282,277	273,688	265,526	8,589	
Total COMPUTER SERVICES	1,295,977		1,295,977	1,289,454	1,256,133	6,523	
23 LIBRARY SERVICES							
Salaries & Wages	770,340		770,340	783,327	760,066	-12,987	
Employee Benefits	203,335		203,335	193,019	184,062	10,316	
Total LIBRARY SERVICES	973,675		973,675	976,346	944,128	-2,671	

Brant Haldimand Norfolk Catholic District School Board 2019-2020 Preliminary Expenditure Estimates - Salary and Benefits

	Prelim	Prelim Change	Prelim Budget	Revised 2018-2019	Actual 2017-2018	Increase (Decrease)	Description
24 GUIDANCE SERVICES							
Salaries & Wages	853,672		853,672	850,903	892,575	2,769	
Employee Benefits	112,567		112,567	110,058	101,422	2,509	
Total GUIDANCE SERVICES	966,239		966,239	960,961	993,997	5,278	
25 TEACHER SUPPORT SERVICES							
Salaries & Wages	1,224,958		1,224,958	1,347,799	1,339,299	-122,841	
Employee Benefits	154,672		154,672	153,123	143,441	1,549	
Total TEACHER SUPPORT SERVICES	1,379,630		1,379,630	1,500,922	1,482,740	-121,292	
31 GOVERNANCE/TRUSTEES							
Salaries & Wages	67,100		67,100	67,100	62,481	0	
Employee Benefits	3,233		3,233	3,233	1,661	0	
Total GOVERNANCE/TRUSTEES	70,333		70,333	70,333	64,142	0	
32 SENIOR ADMINISTRATION							
Salaries & Wages	809,437		809,437	808,487	816,652	950	
Employee Benefits	81,297		81,297	81,297	79,777	0	
Total SENIOR ADMINISTRATION	890,734		890,734	889,784	896,429	950	
33 ADMINISTRATION AND OTHER SUPPORT							
Salaries & Wages	179,805		179,805	172,945	134,494	6,860	
Employee Benefits	47,408		47,408	42,099	30,053	5,309	
Total ADMINISTRATION AND OTHER SUPPO	227,213		227,213	215,044	164,547	12,169	
34 HUMAN RESOURCES ADMINISTRATION							
Salaries & Wages	479,708		479,708	493,320	485,492	-13,612	
Employee Benefits	118,365		118,365	119,402	118,068	-1,037	
Total HUMAN RESOURCES ADMINISTRATIO	598,073		598,073	612,722	603,560	-14,649	

Brant Haldimand Norfolk Catholic District School Board 2019-2020 Preliminary Expenditure Estimates - Salary and Benefits

	Prelim	Prelim Change	Prelim Budget	Revised 2018-2019	Actual 2017-2018	Increase (Decrease)	Description
35 INFORMATION TECHNOLOGY ADMINISTRATION							
Salaries & Wages	61,690		61,690	60,776	52,277	914	
Employee Benefits	17,474		17,474	16,805	10,935	669	
Total INFORMATION TECHNOLOGY ADMINI	79,164		79,164	77,581	63,212	1,583	
36 DIRECTOR'S OFFICE							
Salaries & Wages	298,220		298,220	270,143	239,545	28,077	
Employee Benefits	73,463		73,463	66,152	60,567	7,311	
Total DIRECTOR'S OFFICE	371,683		371,683	336,295	300,112	35,388	
37 PAYROLL ADMINISTRATION							
Salaries & Wages	186,724		186,724	184,988	164,768	1,736	
Employee Benefits	47,697		47,697	46,835	45,397	862	
Total PAYROLL ADMINISTRATION	234,421		234,421	231,823	210,165	2,598	
38 FINANCE							
Salaries & Wages	406,721		406,721	402,097	376,973	4,624	
Employee Benefits	97,449		97,449	95,026	89,664	2,423	
Total FINANCE	504,170		504,170	497,123	466,637	7,047	
39 PURCHASING AND PROCUREMENT							
Salaries & Wages	97,661		97,661	96,286	80,416	1,375	
Employee Benefits	25,747		25,747	25,325	18,870	422	
Total PURCHASING AND PROCUREMENT	123,408		123,408	121,611	99,286	1,797	
40 SCHOOL OPERATIONS							
Salaries & Wages	4,209,934		4,209,934	4,198,240	4,056,175	11,694	
Employee Benefits	1,327,148		1,327,148	1,274,591	1,141,795	52,557	
Total SCHOOL OPERATIONS	5,537,082		5,537,082	5,472,831	5,197,970	64,251	

Brant Haldimand Norfolk Catholic District School Board 2019-2020 Preliminary Expenditure Estimates - Salary and Benefits

	Prelim	Prelim Change	Prelim Budget	Revised 2018-2019	Actual 2017-2018	Increase (Decrease)	Description
41 SCHOOL MAINTENANCE							
Salaries & Wages	765,354		765,354	752,814	711,832	12,540	
Employee Benefits	188,605		188,605	191,933	179,356	-3,328	
Total SCHOOL MAINTENANCE	953,959		953,959	944,747	891,188	9,212	
44 OP & MAINT/CAPITAL-NON INSTRUCTIONAL							
Salaries & Wages	43,859		43,859	43,209	42,804	650	
Employee Benefits	14,256		14,256	13,401	13,112	855	
Total OP & MAINT/CAPITAL-NON INSTRUCTI	58,115		58,115	56,610	55,916	1,505	
55 CONTINUING EDUCATION							
Salaries & Wages	272,408		272,408	270,653	375,722	1,755	
Employee Benefits	32,147		32,147	31,341	25,151	806	
Total CONTINUING EDUCATION	304,555		304,555	301,994	400,873	2,561	
Total Budget	105,715,832		105,715,832	105,643,002	100,198,853	72,830	

**Brant Haldimand Norfolk Catholic District School Board
2019-2020 Preliminary Expenditure Estimates Tangible Capital Assets**

	Prelim	Prelim Change	Prelim Budget	Revised 2018-2019	Actual 2017-2018	Increase (Decrease)	
SCHOOL MAINTENANCE							
41 554 Additional Equipment - Vehicles	70,000		70,000	70,000		0	
Total Tangible Capital Assets	70,000		70,000	70,000		0	
Total SCHOOL MAINTENANCE	70,000		70,000	70,000		0	
SCHOOL RENEWAL							
42 760 Local Improvements	812,837		812,837	653,439		159,398	
42 764 Greenhouse Gas Reduction	0		0	160,884		-160,884	
42 765 School Condition Improvement	2,019,616		2,019,616	2,679,817		-660,201	
42 766 Community Hubs	0		0	320,418		-320,418	
Total Tangible Capital Assets	2,832,453		2,832,453	3,814,558		-982,105	
Total SCHOOL RENEWAL	2,832,453		2,832,453	3,814,558		-982,105	
NEW PUPIL PLACES							
43 682 New Portable Classrooms	650,000		650,000	1,496,000		-846,000	
43 758 Site Purchases	0		0	0		0	
43 759 Buildings	0		0	3,438,357		-3,438,357	ELKP
Total Tangible Capital Assets	650,000		650,000	4,934,357		-4,284,357	
Total NEW PUPIL PLACES	650,000		650,000	4,934,357		-4,284,357	
OP & MAINT/CAPITAL-NON INSTRUCTIONAL							
44 759 Buildings	0		0	0		0	
Total Tangible Capital Assets	0		0	0		0	
Total OP & MAINT/CAPITAL-NON INSTRUCTIONAL	0		0	0		0	
Total	3,552,453		3,552,453	8,818,915		-5,266,462	
TOTAL BUDGET	3,552,453		3,552,453	8,818,915		-5,266,462	